

# Environmental product declaration

in accordance with ISO 14025 and EN 15804+A2

Roth QuickBox®-316



---



The Norwegian EPD Foundation

**Owner of the declaration:**

Roth North Europe A/S

**Product:**

Roth QuickBox®-316

**Declared unit:**

1 kg

**This declaration is based on Product Category Rules:**

CEN Standard EN 15804:2012+A2:2019 serves as core PCR

NPCR Part A: Construction products and services. Ver. 2.0  
March 2021

**Program operator:**

The Norwegian EPD Foundation

**Declaration number:**

NEPD-8513-8181-EN

**Registration number:**

NEPD-8513-8181-EN

**Issue date:** 16.12.2024

**Valid to:** 16.12.2029

**EPD software:**

LCAno EPD generator ID: 450605

## General information

### Product:

Roth QuickBox®-316

### Program operator:

The Norwegian EPD Foundation  
Post Box 5250 Majorstuen, 0303 Oslo, Norway  
Phone: +47 977 22 020  
web: [www.epd-norge.no](http://www.epd-norge.no)

### Declaration number:

NEPD-8513-8181-EN

### This declaration is based on Product Category Rules:

CEN Standard EN 15804:2012+A2:2019 serves as core PCR  
NPCR Part A: Construction products and services. Ver. 2.0 March  
2021

### Statement of liability:

The owner of the declaration shall be liable for the underlying information and evidence. EPD Norway shall not be liable with respect to manufacturer information, life cycle assessment data and evidences.

### Declared unit:

1 kg Roth QuickBox®-316

### Declared unit with option:

A1-A3,A4,A5,C1,C2,C3,C4,D

### Functional unit:

### General information on verification of EPD from EPD tools:

Independent verification of data, other environmental information and the declaration according to ISO 14025:2010, § 8.1.3 and § 8.1.4. Verification of each EPD is made according to EPD-Norway's guidelines for verification and approval requiring that tools are i) integrated into the company's environmental management system, ii) the procedures for use of the EPD tool are approved by EPD-Norway, and iii) the process is reviewed annually by an independent third party verifier. See Appendix G of EPD-Norway's General Programme Instructions for further information on EPD tools

### Verification of EPD tool:

Independent third party verification of the EPD tool, background data and test-EPD in accordance with EPDNorway's procedures and guidelines for verification and approval of EPD tools.

Third party verifier:

Elisabet Amat, GREENIZE projects

(no signature required)

### Owner of the declaration:

Roth North Europe A/S  
Contact person: Stine Bøgh Petersen  
Phone: +45 47 33 97 00  
e-mail: [sustainability@roth-northeurope.com](mailto:sustainability@roth-northeurope.com)

### Manufacturer:

Roth North Europe A/S

### Place of production:

Roth North Europe A/S  
Centervej 5  
3600 Frederikssund, Denmark

### Management system:

EN ISO 9001:2015, EN ISO 14001:2015

### Organisation no:

34012113

### Issue date:

16.12.2024

### Valid to:

16.12.2029

### Year of study:

2023

### Comparability:

EPD of construction products may not be comparable if they not comply with EN 15804 and seen in a building context.


### Development and verification of EPD:

The declaration is created using EPD tool lca.tools ver EPD2022.03, developed by LCA.no. The EPD tool is integrated in the company's management system, and has been approved by EPD Norway.

Developer of EPD: Kim Haugsted Neubert

Reviewer of company-specific input data and EPD: Stine Bøgh Petersen

### Approved:



Håkon Hauan  
Managing Director of EPD-Norway

## Product:

### Product description:

Roth QuickBox® -316 for wall and panel wall is delivered as a single box and as a double box with push-fit coupling for 18 mm PEX pipes. Roth QuickBox® -316 is made of transparent, molded plastic with a pre-mounted elbow in AISI 316 stainless steel and pressure testing plug. The pre-mounted sealing nipple and lock are approved according to Norwegian NT VVS 129 and meet the requirements of Danish SBI guideline 252 and BR18. The push-fit coupling ensures a quick and secure connection. The transparent plastic allows for checking the insertion depth from the side or front.

### Product specification:

Materials	Value	Unit
Stainless steel	50-60	%
Polycarbonate (PC)	30-40	%
Nylon	0-5	%
Packaging, corrugated board box	0,043	kg
Packaging, plastic bag	0,016	kg

### Technical data:

Roth QuickBox® -316 is made of AISI 316 stainless steel. It is used where a larger flow is needed and where a ¾" connection is required. Roth QuickBox® -316 can be used at outlets where larger amounts of water are desired in a shorter time, such as for shower systems, bathtubs, or industrial kitchens. Roth QuickBox® -316 is part of Roth's leak-proof installation system, a complete system-approved program.

Roth QuickBox® -316 box is made of transparent, molded plastic with a pre-installed stainless steel angle and pre-installed pressure testing plug. The transparent plastic makes it easy to check the insertion depth from the side or front. Roth QuickBox® -316 comes complete with seals that ensure any leaking water does not penetrate other building parts. Both the PEX pipe and the conduit are assembled using the insertion principle, meaning the PEX pipe is inserted into the elbow of the Roth QuickBox® -316 and then the conduit is inserted into the conduit seal.

### Market:

Denmark, Sweden, Norway, Finland & UK

### Reference service life, product:

60 years (Haugbølle, K., et.al, 2022)

### Reference service life, building or construction works:

50 years (Haugbølle, K., et.al, 2022)

## LCA: Calculation rules

### Declared unit:

1 kg Roth QuickBox®-316

### Cut-off criteria:

All major raw materials and all the essential energy is included. The production processes for raw materials and energy flows with very small amounts (less than 1%) are not included. These cut-off criteria do not apply for hazardous materials and substances.

### Allocation:

The allocation is made in accordance with the provisions of EN 15804. Incoming energy and water and waste production in-house is allocated equally among all products through mass allocation. Effects of primary production of recycled materials is allocated to the main product in which the material was used. The recycling process and transportation of the material is allocated to this analysis.

### Data quality:

Specific data for the product composition are provided by the manufacturer. The data represent the production of the declared product and were collected for EPD development in the year of study. Background data is based on EPDs according to EN 15804 and different LCA databases. The data quality of the raw materials in A1 is presented in the table below.

Materials	Source	Data quality	Year
Metal - Stainless steel	ecoinvent 3.6	Database	2019
Packaging - Cardboard	ecoinvent 3.6	Database	2019
Packaging - Plastic	ecoinvent 3.6	Database	2019
Plastic - Polyamide	ecoinvent 3.6	Database	2019
Plastic - Polycarbonate (PC)	ecoinvent 3.6	Database	2019
Plastic - Polyethylene (MDPE)	ecoinvent 3.6	Database	2019
Rubber, synthetic	ecoinvent 3.6	Database	2019
Thermoplastic elastomers (TPE)	ecoinvent 3.6	Database	2019

### System boundaries (X=included, MND=module not declared, MNR=module not relevant)

Product stage			Construction installation stage		Use stage								End of life stage				Beyond the system boundaries
Raw materials	Transport	Manufacturing	Transport	Assembly	Use	Maintenance	Repair	Replacement	Refurbishment	Operational energy use	Operational water use	De-construction demolition	Transport	Waste processing	Disposal	Reuse-Recovery-Recycling-potential	
A1	A2	A3	A4	A5	B1	B2	B3	B4	B5	B6	B7	C1	C2	C3	C4	D	
X	X	X	X	X	MND	MND	MND	MND	MND	MND	MND	X	X	X	X	X	

#### System boundary:

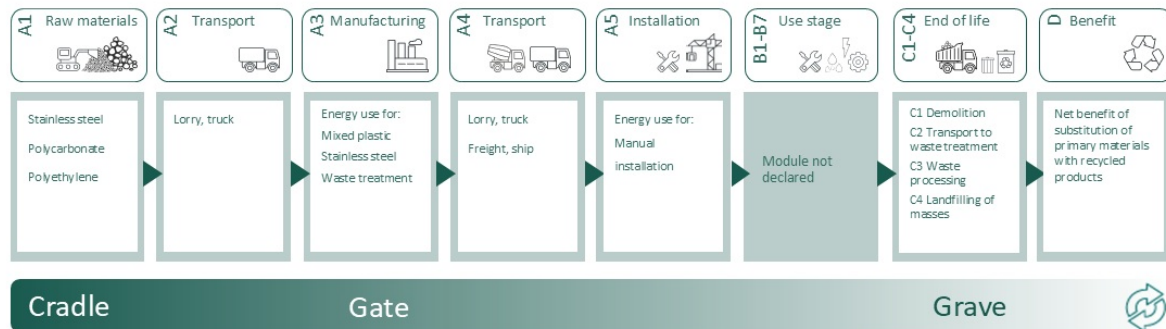
Module A1: Packaging has been included by average use of packaging pr. 1 kg of product.

Module A4: The transportation distances provided in this EPD are derived from precise data concerning the distances between production facility and various sales departments in different countries. Subsequently, it is assumed that the distribution from each of these sales departments to the end customers an approximate distance of 300 km\*.

\*Transportation by truck is assumed on a distributon of 80% EURO 6 and 20% EURO 5, based on data from the companys own logistics provider.

Module C2: The estimated transportation distance to the waste handling facility in this EPD is 100 km, assuming the use of a truck as the transport method.

ENGLISH



#### Additional technical information:

No technical information declared.














## LCA: Scenarios and additional technical information

The following information describe the scenarios in the different modules of the EPD.

Transport from production place to user (A4)	Capacity utilisation (incl. return) %	Distance (km)	Fuel/Energy Consumption	Unit	Value (Liter/tonne)
Ship, Coastal Barge (km)	71,0 %	165	0,011	l/tkm	1,82
Ship, Freight, Transoceanic (km)	65,0 %	22774	0,003	l/tkm	68,32
Truck, 16-32 tonnes, EURO 5 (km) - Europe	36,7 %	60	0,044	l/tkm	2,64
Truck, 16-32 tonnes, EURO 5 (km) - Europe	36,7 %	87	0,044	l/tkm	3,83
Truck, 16-32 tonnes, EURO 5 (km) - Europe	36,7 %	88	0,044	l/tkm	3,86
Truck, 16-32 tonnes, EURO 6 (km) - Europe	36,7 %	351	0,043	l/tkm	15,10
Truck, 16-32 tonnes, EURO 6 (km) - Europe	36,7 %	240	0,043	l/tkm	10,32
Assembly (A5)		Unit	Value		
Waste, packaging, plastic film (LDPE), to average treatment (kg)	kg	0,02			
Waste, packaging, corrugated board box, to average treatment (kg)	kg	0,04			
Transport to waste processing (C2)	Capacity utilisation (incl. return) %	Distance (km)	Fuel/Energy Consumption	Unit	Value (Liter/tonne)
Truck, 16-32 tonnes, EURO 5 (km) - Europe	36,7 %	100	0,044	l/tkm	4,40
Waste processing (C3)		Unit	Value		
Waste treatment per kg Thermoplastics, TPE, incineration with fly ash extraction (kg)	kg	0,02			
Waste treatment per kg Polyamide 6, PA6, incineration with fly ash extraction (kg)	kg	0,07			
Waste, Materials to recycling (kg)	kg	0,50			
Waste treatment per kg Polycarbonate, PC, incineration with fly ash extraction (kg)	kg	0,35			
Waste treatment per kg EPDM, synthetic rubber, incineration with fly ash extraction (kg)	kg	0,00			
Waste treatment per kg Polyethylene (PE), incineration with fly ash extraction (kg)	kg	0,01			
Disposal (C4)		Unit	Value		
Landfilling of ashes from incineration of Acrylonitrile butadiene styrene, ABS, municipal incineration with fly ash extraction, process per kg ashes and residues (kg)	kg	0,02			
Waste, scrap steel, to landfill (kg)	kg	0,06			
Landfilling of ashes from incineration of EPDM, synthetic rubber, process per kg ashes and residues (kg)	kg	0,00			
Landfilling of ashes from incineration of Polyethylene (PE), process per kg ashes and residues (kg)	kg	0,00			
Benefits and loads beyond the system boundaries (D)		Unit	Value		
Substitution of electricity (MJ)	MJ	0,69			
Substitution of thermal energy, district heating (MJ)	MJ	10,40			
Substitution of primary steel with net scrap (kg)	kg	-0,01			

## LCA: Results

The LCA results are presented below for the declared unit defined on page 2 of the EPD document.

Environmental impact										
Indicator	Unit	A1-A3	A4	A5	C1	C2	C3	C4	D	
 GWP-total	kg CO <sub>2</sub> -eq	1,16E+01	3,79E-01	7,41E-02	0	1,77E-02	1,06E+00	3,10E-04	-5,01E-02	
 GWP-fossil	kg CO <sub>2</sub> -eq	1,16E+01	3,79E-01	1,98E-03	0	1,77E-02	1,06E+00	3,10E-04	-4,79E-02	
 GWP-biogenic	kg CO <sub>2</sub> -eq	2,80E-02	1,28E-04	7,22E-02	0	7,20E-06	2,27E-05	2,39E-07	-1,18E-04	
 GWP-luluc	kg CO <sub>2</sub> -eq	5,67E-03	2,23E-04	3,27E-07	0	6,17E-06	4,22E-06	5,67E-08	-2,07E-03	
 ODP	kg CFC11 -eq	9,21E-07	8,22E-08	2,23E-10	0	4,02E-09	2,27E-09	1,23E-10	-4,39E-03	
 AP	mol H+ -eq	5,66E-02	7,92E-03	4,85E-06	0	7,22E-05	2,30E-04	2,55E-06	-4,35E-04	
 EP-FreshWater	kg P -eq	3,95E-04	2,19E-06	8,31E-09	0	1,39E-07	2,01E-07	2,77E-09	-4,60E-06	
 EP-Marine	kg N -eq	1,06E-02	1,96E-03	2,54E-06	0	2,14E-05	1,10E-04	9,40E-07	-1,50E-04	
 EP-Terrestrial	mol N -eq	1,17E-01	2,18E-02	1,74E-05	0	2,37E-04	1,13E-03	1,04E-05	-1,63E-03	
 POCP	kg NMVOC -eq	3,62E-02	5,75E-03	5,23E-06	0	7,25E-05	2,71E-04	2,96E-06	-4,22E-04	
 ADP-minerals&metals <sup>1</sup>	kg Sb-eq	1,78E-04	5,70E-06	2,36E-08	0	4,78E-07	1,14E-07	2,44E-09	-3,86E-07	
 ADP-fossil <sup>1</sup>	MJ	1,57E+02	5,18E+00	1,50E-02	0	2,66E-01	1,44E-01	8,24E-03	-7,58E-01	
 WDP <sup>1</sup>	m <sup>3</sup>	3,78E+02	2,84E+00	3,11E-02	0	2,54E-01	1,03E+00	2,32E-02	-1,14E+01	

GWP-total = Global Warming Potential total; GWP-fossil = Global Warming Potential fossil fuels; GWP-biogenic = Global Warming Potential biogenic; GWP-luluc = Global Warming Potential land use and land use change; ODP = Depletion potential of the stratospheric ozone layer; AP = Acidification potential, Accumulated Exceedance; EP-freshwater = Eutrophication potential, fraction of nutrients reaching freshwater end compartment; EP-marine = Eutrophication potential, fraction of nutrients reaching marine end compartment; EP-terrestrial = Eutrophication potential, Accumulated Exceedance; POCP = Formation potential of tropospheric ozone; ADP-minerals&metals = Abiotic depletion potential for non-fossil resources; ADP-fossil = Abiotic depletion for fossil resources potential; WDP = Water (user) deprivation potential, deprivation-weighted water consumption







"Reading example: 9,0 E-03 = 9,0\*10<sup>-3</sup> = 0,009"

\*INA Indicator Not Assessed

1. The results of this environmental impact indicator shall be used with care as the uncertainties on these results are high or as there is limited experienced with the indicator

### Remarks to environmental impacts:

### Additional environmental impact indicators






Indicator	Unit	A1-A3	A4	A5	C1	C2	C3	C4	D
 PM	Disease incidence	6,67E-07	9,42E-09	7,70E-11	0	1,27E-09	1,00E-09	5,10E-11	-2,91E-08
 IRP <sup>2</sup>	kgBq U235 -eq	5,45E-01	2,24E-02	6,53E-05	0	1,16E-03	3,60E-04	3,61E-05	-5,55E-03
 ETP-fw <sup>1</sup>	CTUe	2,38E+02	3,37E+00	1,79E-02	0	1,96E-01	2,19E+00	5,01E-03	-4,00E+00
 HTP-c <sup>1</sup>	CTUh	5,62E-08	0,00E+00	0,00E+00	0	0,00E+00	5,90E-11	0,00E+00	-2,40E-11
 HTP-nc <sup>1</sup>	CTUh	3,54E-07	1,75E-09	2,10E-11	0	2,12E-10	2,74E-09	4,00E-12	-5,80E-09
 SQP <sup>1</sup>	dimensionless	4,32E+01	1,98E+00	1,58E-02	0	1,83E-01	2,61E-02	2,96E-02	-5,76E+00

PM = Particulate Matter emissions; IRP = Ionizing radiation – human health; ETP-fw = Eco toxicity – freshwater; HTP-c = Human toxicity – cancer effects; HTP-nc = Human toxicity – non cancer effects; SQP = Potential Soil Quality Index (dimensionless)

"Reading example: 9,0 E-03 = 9,0\*10<sup>-3</sup> = 0,009"

\*INA Indicator Not Assessed

1. The results of this environmental impact indicator shall be used with care as the uncertainties on these results are high or as there is limited experienced with the indicator
2. This impact category deals mainly with the eventual impact of low dose ionizing radiation on human health of the nuclear fuel cycle. It does not consider effects due to possible nuclear accidents, occupational exposure nor due to radioactive waste disposal in underground facilities. Potential ionizing radiation from the soil, from radon and from some construction materials is also not measured by this indicator.




Resource use										
Indicator	Unit	A1-A3	A4	A5	C1	C2	C3	C4	D	
 PERE	MJ	1,43E+01	5,32E-02	2,93E-04	0	3,76E-03	7,96E-03	1,57E-04	-5,32E+00	
 PERM	MJ	3,49E-01	0,00E+00	-3,49E-01	0	0,00E+00	0,00E+00	0,00E+00	0,00E+00	
 PERT	MJ	1,47E+01	5,32E-02	-3,48E-01	0	3,76E-03	7,96E-03	1,57E-04	-5,32E+00	
 PENRE	MJ	1,47E+02	5,18E+00	1,50E-02	0	2,66E-01	1,44E-01	8,24E-03	-7,58E-01	
 PENRM	MJ	1,33E+01	0,00E+00	-6,94E-01	0	0,00E+00	-1,26E+01	0,00E+00	0,00E+00	
 PENRT	MJ	1,60E+02	5,18E+00	-6,79E-01	0	2,66E-01	-1,25E+01	8,24E-03	-7,58E-01	
 SM	kg	5,26E-01	0,00E+00	0,00E+00	0	0,00E+00	0,00E+00	0,00E+00	0,00E+00	
 RSF	MJ	2,02E-01	1,76E-03	8,79E-06	0	1,34E-04	1,71E-04	3,40E-06	-1,38E-03	
 NRSF	MJ	2,84E-01	1,10E-02	3,09E-05	0	4,80E-04	0,00E+00	1,02E-04	-3,29E-01	
 FW	m <sup>3</sup>	7,49E-02	4,02E-04	7,36E-06	0	2,80E-05	1,21E-03	9,66E-06	-6,39E-03	

PERE = Use of renewable primary energy excluding renewable primary energy resources used as raw materials; PERM = Use of renewable primary energy resources used as raw materials; PERT = Total use of renewable primary energy resources; PENRE = Use of non renewable primary energy excluding non-renewable primary energy resources used as raw materials; PENRM = Use of non renewable primary energy resources used as raw materials; PENRT = Total use of non renewable primary energy resources; SM = Use of secondary materials; RSF = Use of renewable secondary fuels; NRSF = Use of non-renewable secondary fuels; FW = Net use of fresh water

"Reading example: 9,0 E-03 = 9,0\*10<sup>-3</sup> = 0,009"

\*INA Indicator Not Assessed








End of life - Waste										
Indicator	Unit	A1-A3	A4	A5	C1	C2	C3	C4	D	
 HWD	kg	1,25E-01	2,42E-04	0,00E+00	0	1,36E-05	0,00E+00	7,53E-04	2,40E-05	
 NHWD	kg	5,03E+00	1,12E-01	5,89E-02	0	1,27E-02	0,00E+00	5,61E-02	-1,53E-02	
 RWD	kg	5,66E-04	3,57E-05	0,00E+00	0	1,81E-06	0,00E+00	3,43E-09	-4,55E-06	

HWD = Hazardous waste disposed; NHWD = Non-hazardous waste disposed; RWD = Radioactive waste disposed

\*Reading example: 9,0 E-03 =  $9,0 \cdot 10^{-3} = 0,009$

\*INA Indicator Not Assessed

End of life - Output flow										
Indicator	Unit	A1-A3	A4	A5	C1	C2	C3	C4	D	
 CRU	kg	0,00E+00	0,00E+00	0,00E+00	0	0,00E+00	0,00E+00	0,00E+00	0,00E+00	
 MFR	kg	7,36E-01	0,00E+00	4,79E-02	0	0,00E+00	4,99E-01	0,00E+00	0,00E+00	
 MER	kg	2,58E-02	0,00E+00	2,97E-03	0	0,00E+00	4,45E-01	0,00E+00	0,00E+00	
 EEE	MJ	2,02E-03	0,00E+00	2,43E-03	0	0,00E+00	6,88E-01	0,00E+00	0,00E+00	
 EET	MJ	3,06E-02	0,00E+00	3,68E-02	0	0,00E+00	1,04E+01	0,00E+00	0,00E+00	

CRU = Components for re-use; MFR = Materials for recycling; MER = Materials for energy recovery; EEE = Exported energy electrical; EET = Exported energy thermal

\*Reading example: 9,0 E-03 =  $9,0 \cdot 10^{-3} = 0,009$

\*INA Indicator Not Assessed

Biogenic Carbon Content		
Indicator	Unit	At the factory gate
Biogenic carbon content in product	kg C	0,00E+00
Biogenic carbon content in accompanying packaging	kg C	1,97E-02

Note: 1 kg biogenic carbon is equivalent to 44/12 kg CO<sub>2</sub>

## Additional requirements

### Greenhouse gas emissions from the use of electricity in the manufacturing phase:

National production mix from import, low voltage (production of transmission lines, in addition to direct emissions and losses in grid) of applied electricity for the manufacturing process (A3).

Electricity mix	Source	Amount	Unit
Electricity, China (kWh)	ecoinvent 3.6	1102,91	g CO <sub>2</sub> -eq/kWh
Electricity, Denmark (kWh)	ecoinvent 3.6	338,20	g CO <sub>2</sub> -eq/kWh
Electricity, Hungary (kWh)	ecoinvent 3.6	506,56	g CO <sub>2</sub> -eq/kWh
Electricity, Taiwan (kWh)	ecoinvent 3.6	796,71	g CO <sub>2</sub> -eq/kWh

### Dangerous substances:

The product contains no substances on the REACH Candidate list at or above 100 ppm, 0,01 % by weight.

### Indoor environment:

Not relevant. No tests have been carried out on the product concerning indoor environment.

## Additional Environmental Information

Additional environmental impact indicators required in NPCR Part A for construction products									
Indicator	Unit	A1-A3	A4	A5	C1	C2	C3	C4	D
GWPIOBC	kg CO <sub>2</sub> -eq	1,16E+01	3,79E-01	1,98E-03	0	1,77E-02	1,06E+00	1,55E-03	-4,30E-02

GWPI-IOBC: Global warming potential calculated according to the principle of instantaneous oxidation. In order to increase the transparency of biogenic carbon contribution to climate impact, the indicator GWP-IOBC is required as it declares climate impacts calculated according to the principle of instantaneous oxidation. GWP-IOBC is also referred to as GWP-GHG in context to Swedish public procurement legislation.

## Bibliography

ISO 14025:2010 Environmental labels and declarations - Type III environmental declarations - Principles and procedures.

ISO 14044:2006 Environmental management - Life cycle assessment - Requirements and guidelines.

EN 15804:2012+A2:2019 Environmental product declaration - Core rules for the product category of construction products.

ISO 21930:2017 Sustainability in buildings and civil engineering works - Core rules for environmental product declarations of construction products.






ecoinvent v3, Allocation, cut-off by classification, Swiss Centre of Life Cycle Inventories.

Iversen et al., (2021) eEPD v2021.09 Background information for EPD generator tool system verification, LCA.no Report number: 07.21

Graafland, J. and Ruttenborg, M. (2023) EPD generator for Plastic products, Background information for EPD generator application and LCA data, LCA.no report number: 06.23

NPCR Part A: Construction products and services. Ver. 2.0. March 2021, EPD-Norge.

Haugbølle, K., Mahdi, V., Morelli, M., & Wahedi, H. (2022). BUILD Levetidstabel. BUILD - Institut for Byggeri, by Og Miljø, 2, 978-87-563-2072-6. <https://build.dk/Pages/BUILD-levetidstabel.aspx>

 <small>Global program operator</small>	<b>Program operator and publisher:</b> The Norwegian EPD Foundation Post Box 5250 Majorstuen, 0303 Oslo, Norway	Phone: +47 977 22 020 e-mail: <a href="mailto:post@epd-norge.no">post@epd-norge.no</a> web: <a href="http://www.epd-norge.no">www.epd-norge.no</a>
	<b>Owner of the declaration:</b> Roth North Europe A/S Centervej 5, 3600 Frederikssund, Denmark	Phone: +45 47 33 97 00 e-mail: <a href="mailto:sustainability@roth-northeurope.com">sustainability@roth-northeurope.com</a> web: <a href="http://roth-northeurope.com">roth-northeurope.com</a>
	<b>Author of the Life Cycle Assessment:</b> LCA.no AS Dokka 6A, 1671 Kråkerøy, Norway	Phone: +47 916 50 916 e-mail: <a href="mailto:post@lca.no">post@lca.no</a> web: <a href="http://www.lca.no">www.lca.no</a>
	<b>Developer of EPD generator:</b> LCA.no AS Dokka 6A, 1671 Kråkerøy, Norway	Phone: +47 916 50 916 e-mail: <a href="mailto:post@lca.no">post@lca.no</a> web: <a href="http://www.lca.no">www.lca.no</a>
	ECO Platform ECO Portal	web: <a href="http://www.eco-platform.org">www.eco-platform.org</a> web: ECO Portal