



EPD



Environmental Product Declaration

Indoor Current Sensor KECA 80 D85

Production site: Brno, Czech Republic



DOCUMENT KIND Environmental Product Declaration	IN COMPLIANCE WITH ISO 14025 and EN 50693			
PROGRAM OPERATOR The Norwegian EPD Foundation	PUBLISHER The Norwegian EPD Foundation			
REGISTRATION NUMBER OF THE PROGRAM OPERATOR NEPD-7820-7156-EN	ISSUE DATE 2024-10-17			
VALID TO 2029-10-17	STATUS Approved	SECURITY LEVEL Public		
OWNING ORGANIZATION ABB Switzerland Ltd, Group Technology Management	ABB DOCUMENT ID 1VLG101255	REV. A	LANG. EN	PAGE 1/19

EPD Owner	ABB Switzerland Ltd, Group Technology Management		
Organization No.	CHE-101.538.426		
Manufacturer name and address	ABB, s.r.o Vídenská 117, Brno 619 00, Czech Republic		
Company contact	Václav Prokop – vaclav.prokop@cz.abb.com Global Product Manager		
Program operator	The Norwegian EPD Foundation Post Box 5250 Majorstuen, 0303 Oslo, Norway phone: +47 23 08 80 00, email: post@epd-norge.no		
Declared product	Indoor current sensor KECA 80 D85		
Product description	The KECA 80 D85 is low-power passive current sensor casted in PUR and designed mostly for rated currents up to 630 A.		
Functional unit	Current sensors are used to measure and protect an energy distribution system, during a reference service life (RSL) of 20 years in Europe.		
Reference flow	Indoor current sensor KECA 80 D85, including related accessories and packaging.		
Independent verification	<p>Independent verification of the declaration and data, according to ISO 14025:2010</p> <p><input type="checkbox"/> INTERNAL <input checked="" type="checkbox"/> EXTERNAL</p> <p>Independent verifier approved by EPD-Norge: Elisabet Amat</p> <p>Signature: </p>		
Approved by	<p>Håkon Hauan, CEO EPD-Norge</p> <p>Signature: </p>		
Reference PCR	<p>EN 50693:2019 – Product Category Rules for Life Cycle Assessments of Electronic and Electrical Products and Systems. EPDItaly007 – Electronic and Electrical Products and Systems, Rev. 3.0, 2023/01/13. EPDItaly015 – Electronic and Electrical Products and Systems – Switchboards, Rev. 1.5, 2022/02/23.</p>		
Program instructions	The Norwegian EPD Foundation/EPD-Norge, General Programme Instructions 2019, Version 3.0, 2019/04/24.		
LCA study	This EPD is based on the LCA study described in the LCA report 1VLG101184.		
EPD type	Specific product by a specific manufacturer		
EPD scope	Cradle-to-grave		
Product RSL	20 years, this is a theoretical period selected for calculation purposes only and it is not representative for the minimum, average, nor actual service life of the product.		
Geographical representativeness	Manufacturing (suppliers): Global	Manufacturing (ABB): Czech Republic	Downstream: Europe
Reference year	2023		
LCA software	SimaPro 9.5 (2023)		
LCI database	Ecoinvent v3.9.1 (2022)		
Comparability	EPDs published within the same product category, though originating from different programs, may not be comparable. Full conformance with a PCR allows EPD comparability only when all stages of a life cycle have been considered. However, variations and deviations are possible.		
Liability	The owner of the declaration shall be liable for the underlying information and evidence. EPD-Norge shall not be liable with respect to manufacturer, life cycle assessment data, and evidence.		

STATUS	SECURITY LEVEL	DOCUMENT ID.	REV.	LANG.	PAGE
Approved	Public	1VLG101255	A	EN	2/19

Contents

Sustainability at ABB4

General Information5

Constituent Materials6

LCA Background Information8

Inventory Analysis10

Environmental Indicators13

Sensitivity analysis15

Additional Environmental Information18

References19

STATUS	SECURITY LEVEL	DOCUMENT ID.	REV.	LANG.	PAGE
Approved	Public	1VLG101255	A	EN	3/19



Sustainability at ABB

ABB is a leading global technology company that energizes the transformation of society and industry to achieve a more productive, sustainable future. By connecting software to its electrification, robotics, automation, and motion portfolio, ABB pushes the boundaries of technology to drive performance to new levels.

At ABB, we actively contribute to a more sustainable world, leading by example in our own operations and partnering with customers and suppliers to enable a low-carbon society, preserve resources, and promote social progress.

Learn more on our website global.abb/group/en/sustainability or scan the QR code.



STATUS	SECURITY LEVEL	DOCUMENT ID.	REV.	LANG.	PAGE
Approved	Public	1VLG101255	A	EN	4/19



General Information

The product declared in this Environmental Product Declaration is the indoor current sensor KECA 80 D85, including related accessories and packaging.

Current sensors offer an alternative way of making the current measurement needed for the protection and monitoring of medium voltage power systems. Sensors based on alternative principles have been introduced as successors to conventional instrument transformers in order to significantly reduce size, increase safety, and to provide greater rating standardization and a wider functionality range.

The construction is based on Rogowski coil principle. The current sensors have combined class for both measuring or protection purposes. The current sensors can be mounted in any position. The current sensors shall be fixed on insulated and shielded cables or other conductors.

General technical specifications of the product are presented below.

Technical information		
	Unit	Value
Outer height/width	mm	136/46
Insulation level	kV	0.82
Rated primary	A	from 80 up to 4 000
Accuracy class	-	0.5/5P630 (IEC 60044-8) 0.5-A2/5P 85kA (IEC 61869-10)
Frequency	Hz	50 / 60

The production of the instrument sensors, from which medium indoor current sensor KECA 80 D85 is part of, is located in the ABB Brno Videnska factory. The instrument sensors are produced and assembled directly in the ABB factory combined with components produced by ABB's suppliers.

ABB Brno ELDS adopts and implements for its own activities an integrated Quality/Environmental/Health Management System in compliance with the following standards:

- UNI EN ISO 9001:2015 - Quality Management Systems- Requirements
- UNI EN ISO 14001:2015 - Environmental Management Systems
- UNI EN ISO 45001:2018 - Occupational Health and Safety Management system

STATUS	SECURITY LEVEL	DOCUMENT ID.	REV.	LANG.	PAGE
Approved	Public	1VLG101255	A	EN	5/19

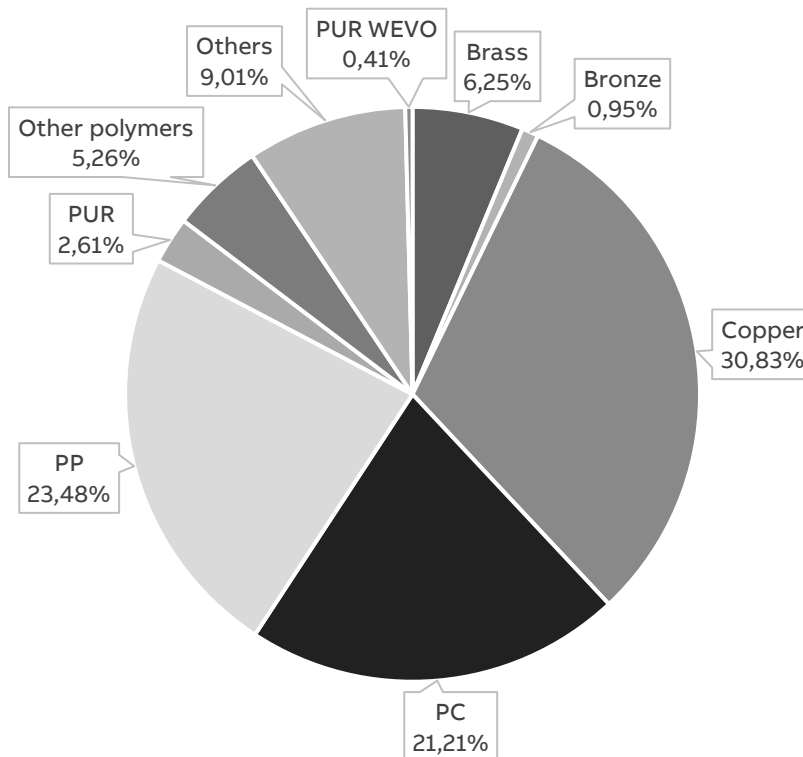


Constituent Materials

The constituent materials of KECA 80 D85 are presented below.

Type	Material	Weight [kg]	Weight [%]
Metals	Brass	0.025	6.27
	Bronze	0.004	0.95
	Copper	0.121	30.92
Plastics	PC	0.083	21.21
	PP	0.092	23.48
	PUR	0.010	2.61
	Other polymers	0.021	5.26
Others	Others	0.035	9.01
	PUR WEVO	0.002	0.41
Total		0.393	100

KECA 80 D85



The packaging materials and accessories weigh 0.109 kg, and the constituent materials are presented below.

Description	Material	Weight [kg]	Weight [%]
Metals	Aluminum	0.00011	0.10
	Steel	0.005	4.45
Plastics and Rubbers	Polymers	0.002	2.23
	Rubber	0.00014	0.13
Wooden base materials	Wood (pallet + case)	0.096	87.80
Unit test report	Paper	0.005	4.59
Others	Cardboard	0.0009	0.80
Total		0.1089	100

STATUS	SECURITY LEVEL	DOCUMENT ID.	REV.	LANG.	PAGE
Approved	Public	1VLG101255	A	EN	7/19



LCA Background Information

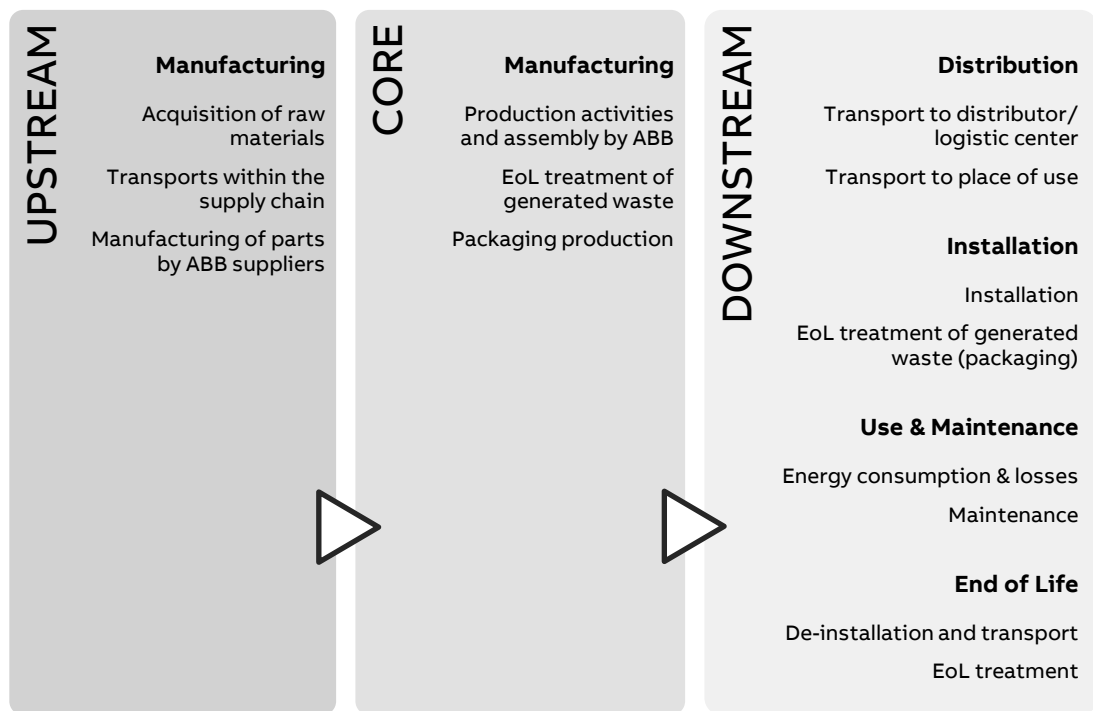
Functional Unit

The functional unit of this study is to measure and protect an energy distribution system during a service life of 20 years and with a use rate of 100 %. The reference flow is an indoor current sensor KECA 80 D85 casted in PUR and its related accessories and packaging.

Note, the reference service life (RSL) of 20 years is a theoretical period selected for calculation purposes only – this is not representative for the minimum, average, nor actual service life of the product.

System Boundaries

The life cycle assessment of the KECA 80 D85, an EEPs (Electronic and Electrical Products and Systems), is a “cradle-to-grave” analysis. The figure below shows the product life cycle stages and the information considered in the LCA.



Data quality

Both primary and secondary data are used. The main sources for primary data are the bill of materials and technical drawings, while site specific foreground data are provided by ABB. Furthermore, information and data obtained from other LCA studies are also used.

For all processes for which primary data are not available, generic data originating from the ecoinvent v3.9.1 database, “allocation, cut-off by classification”, are used. The LCA software used for the calculations is SimaPro 9.5.

STATUS	SECURITY LEVEL	DOCUMENT ID.	REV.	LANG.	PAGE
Approved	Public	1VLG101255	A	EN	8/19

Allocation rules

The utility consumption and waste generation by ABB, in the core manufacturing stage, is allocated to the production of one reference product according to applicable rules. For the end-of-life allocation, the “Polluter Pays” principle is adopted according to what is defined in the CEN/TR 16970 standard. However, the potential benefits and avoided loads from recovery and recycling processes are not considered because it is not required by the PCR.

Cut-off criteria

The materials that were excluded are glue, and adhesive, as their mass represents less than 2% of that of the whole product, as stated in the paragraph of cut-off criteria of EPDItaly015: “Materials making up the sensor itself whose total mass does not exceed 2% of the total weight of the device”.

The same applies for tape and labels used in packaging, which are even a smaller fraction of the total mass.

Sandblasting of capacitors and phosphating were also excluded due to the model complexity and unavailability of reference data.

STATUS	SECURITY LEVEL	DOCUMENT ID.	REV.	LANG.	PAGE
Approved	Public	1VLG101255	A	EN	9/19



Inventory Analysis

Manufacturing Stage (upstream)

The life cycle inventory in the upstream manufacturing stage is based on the primary data available from ABB. Datasets are applied accordingly, to the best of our knowledge, to represent each material, manufacturing process, and surface treatment. Modelling decisions and assumptions that are highly relevant to the results are as following:

- Printed wiring boards are modelled on a component level, i.e., each component is considered and mapped with the most representative dataset available.
- PUR is modelled on a chemical level, i.e., each chemical used is considered and mapped with the most representative dataset available.
- To account for the production activities of metal and plastic parts, Metal working, average and Injection molding are the most frequently used processes. Surface treatments are also included, and the most common surface treatment is *ABB_Tin plating, pieces (GLO)_SMP_V1*.

Additionally, supply chain transports are added as far as data is available between ABB, the suppliers, and sub-suppliers. Only primary suppliers are considered. The rest of the transports are assumed to already be included in ecoinvent's "market for"-processes. The selected ecoinvent processes are *Transport, freight, lorry 16-32 metric ton, EURO4 {RER}* for lorry and *transport, freight, sea, container ship {GLO}* for sea transport.

Manufacturing Stage (core)

In the core manufacturing stage, utility consumption and waste generation at the ABB manufacturing site are accounted for. The packaging materials and accessories associated with the product are also considered. The energy mix used for the production is representative for ABB Videnska factory based on the guarantee of origin (GO) energy certificate. This dataset includes electricity inputs produced in this country and from imports and transformed to medium voltage, the transmission voltage, direct emissions to air and electricity losses during transmission.

Distribution

The transport distance from ABB's plant to the site of installation is assumed to be 300 km over land, as suggested by the PCR EPDIItaly015, as the actual distance is unknown. The selected ecoinvent process is *Transport, freight, lorry 16-32 metric ton, euro4 {RER}/ market for transport, freight, lorry 16-32 metric ton, EURO4 | Cut-off, S*, and the scenario is representative for Europe.

STATUS	SECURITY LEVEL	DOCUMENT ID.	REV.	LANG.	PAGE
Approved	Public	1VLG101255	A	EN	10/19

Installation

The installation phase only implies manual activities, and no energy is consumed. Therefore, this phase only considers the end-of-life of the packaging materials used.

	Scenario	Transport	Representation
Packaging End-of-Life	<i>Packaging waste by waste management operations</i> (Eurostat, 2021)*	100 km by lorry (assumption)	Europe

*Due to lack of data from Eurostat, 100% landfill is assumed for ceramics (e.g., bentonite)

Use

The use stage considers the reference power consumption and power losses over the reference service life of 20 years as defined in the functional unit. This is calculated using the following formula, according to the PCR EPDIItaly015 “Electronic and electrical products and systems - Switchboards” which defines specific rules for major product family the functional unit is used in.

Calculation of losses for KECA 80 D85 applied in switchgear ZX2 36.12.31 with nominal current 630 A:

$$\Delta P_{use} = 0.000319^2 * 3700 = 0.000377 \text{ W}$$

$$E_{use}[kWh] = \frac{0.000377 * 8760 * 20}{1000} = 0.0662 \text{ kWh}$$

Where:

- E_{use} = Total energy use over the reference service life
- ΔP_{use} = Reference power consumption in watts
- R = Total resistance in Ω
- RSL = Reference Service Life in years
- U = Rated primary voltage in V
- 8760 is the number of hours in a year
- 1000 is the conversion factor from W to kW

Because this product is sold globally and is not limited to any specific country, the latest energy mix of the European Union is adopted as suggested by the standard EN 50693. The emission factor of the energy mix is presented below.

Energy mix	Source	Amount	Unit
Electricity, medium voltage {RER} market group for Cut-off, S	Ecoinvent v3.9.1	0.361	kg CO ₂ -eq/kWh

Since no maintenance happens during the use phase, the environmental impacts linked to this procedure are omitted from the analysis.

STATUS	SECURITY LEVEL	DOCUMENT ID.	REV.	LANG.	PAGE
Approved	Public	1VLG101255	A	EN	11/19

End of life

Decommissioning of the product only implies manual activities, and no energy is consumed. Therefore, this phase only considers the end-of-life of the product.

	Scenario	Transport	Representation
Product End-of-Life	IEC/TR 62635 (Annex D.3)*	100 km by lorry (assumption)	Europe

*A conservative approach is adopted by considering all parts as either: requiring selective treatment, difficult to process, or going through a separation process; no individual part is considered as a single recyclable material. Also, due to the sensor containing parts difficult to process through separation, these are all modelled as 100 % waste to landfill to represent the typical waste streams within Europe.

STATUS	SECURITY LEVEL	DOCUMENT ID.	REV.	LANG.	PAGE
Approved	Public	1VLG101255	A	EN	12/19



Environmental Indicators

In accordance with the PCR EPDItaly007, the environmental impact indicators are determined by using the characterization factors and impact assessment methods specified in EN 15804:2012+A2:2019.

KECA 80 D85

Impact category	Unit	Total	Cradle-to-grave					
			UPSTREAM	CORE	DOWNSTREAM			
			Manufacturing		Distribution	Installation	Use and maintenance	End-of-life
GWP – total	kg CO ₂ eq.	3.02E+00	2.76E+00	1.16E-01	2.82E-02	5.29E-02	2.39E-02	4.13E-02
GWP – fossil	kg CO ₂ eq.	3.14E+00	2.77E+00	2.77E-01	2.82E-02	6.21E-03	2.30E-02	3.32E-02
GWP – biogenic	kg CO ₂ eq.	-1.20E-01	-1.35E-02	-1.62E-01	2.56E-05	4.67E-02	8.50E-04	8.07E-03
GWP – luluc	kg CO ₂ eq.	7.23E-03	6.43E-03	7.03E-04	1.38E-05	1.82E-06	5.76E-05	2.18E-05
ODP	kg CFC-11 eq.	1.09E-07	9.04E-08	1.75E-08	6.17E-10	6.93E-11	4.14E-10	3.24E-10
AP	mol H+ eq.	1.02E-01	1.00E-01	1.93E-03	1.17E-04	1.85E-05	1.16E-04	1.05E-04
EP – freshwater	kg P eq.	7.99E-03	7.87E-03	9.00E-05	1.98E-06	5.23E-07	2.10E-05	5.21E-06
EP – marine	kg N eq.	7.23E-03	6.25E-03	5.97E-04	4.45E-05	2.26E-05	2.06E-05	2.99E-04
EP – terrestrial	mol N eq.	8.84E-02	8.00E-02	7.34E-03	4.75E-04	7.85E-05	1.81E-04	3.29E-04
POCP	kg NMVOC eq.	2.65E-02	2.43E-02	1.86E-03	1.71E-04	2.62E-05	5.84E-05	1.13E-04
ADP – minerals and metals	kg Sb eq.	1.29E-03	1.29E-03	2.04E-06	9.11E-08	1.14E-08	4.58E-08	1.45E-07
ADP – fossil	MJ, net calorific value	5.05E+01	4.55E+01	3.75E+00	4.02E-01	4.80E-02	5.30E-01	2.84E-01
WDP	m ³ eq.	2.19E+00	2.06E+00	1.15E-01	1.63E-03	2.60E-04	5.42E-03	4.38E-03

GWP-fossil: Global Warming Potential fossil; GWP-biogenic: Global Warming Potential biogenic; GWP-luluc: Global Warming Potential land use and land use change; ODP: Depletion potential of the stratospheric ozone layer; AP: Acidification potential; EP-freshwater: Eutrophication potential-freshwater compartment; EP-marine: Eutrophication potential-marine compartment; EP-terrestrial: Eutrophication potential-accumulated exceedance; POCP: Formation potential of tropospheric ozone; ADP-minerals & metals: Abiotic Depletion for non-fossil resources potential; ADP-fossil: Abiotic Depletion for fossil resources potential; WDP: Water deprivation potential.

STATUS	SECURITY LEVEL	DOCUMENT ID.	REV.	LANG.	PAGE
Approved	Public	1VLG101255	A	EN	13/19

ENVIRONMENTAL PRODUCT DECLARATION

Resource use parameters	Unit	Total	Cradle-to-gate		Cradle-to-grave			
			UPSTREAM	CORE	DOWNSTREAM			
			Manufacturing		Distribution	Installation	Use and maintenance	End-of-life
PENRE	MJ, low cal. value	4.66E+01	4.17E+01	3.64E+00	4.02E-01	4.80E-02	5.30E-01	2.84E-01
PERE	MJ, low cal. value	1.59E+01	5.93E+00	9.85E+00	6.24E-03	1.05E-03	1.02E-01	1.78E-02
PENRM	MJ, low cal. value	3.83E+00	3.72E+00	1.06E-01	0.00E+00	0.00E+00	0.00E+00	0.00E+00
PERM	MJ, low cal. value	1.75E+00	2.24E-01	1.52E+00	0.00E+00	0.00E+00	0.00E+00	0.00E+00
PENRT	MJ, low cal. value	5.05E+01	4.55E+01	3.75E+00	4.02E-01	4.80E-02	5.30E-01	2.84E-01
PERT	MJ, low cal. value	1.77E+01	6.15E+00	1.14E+01	6.24E-03	1.05E-03	1.02E-01	1.78E-02
FW	m ³	5.67E-02	5.26E-02	3.56E-03	5.73E-05	1.02E-05	4.14E-04	1.38E-04
MS	kg	3.25E-02	2.97E-02	2.76E-03	0.00E+00	0.00E+00	0.00E+00	0.00E+00
RSF	MJ	0.00E+00	0.00E+00	0.00E+00	0.00E+00	0.00E+00	0.00E+00	0.00E+00
NRSF	MJ	0.00E+00	0.00E+00	0.00E+00	0.00E+00	0.00E+00	0.00E+00	0.00E+00

PENRE: Use of non-renewable primary energy excluding non-renewable primary energy resources used as raw material; PERE: Use of renewable primary energy excluding renewable primary energy resources used as raw material; PENRM: Use of non-renewable primary energy resources used as raw material; PERM: Use of renewable primary energy resources used as raw material; PENRT: Total use of non-renewable primary energy resources (primary energy and primary energy resources used as raw materials); PERT: Total use of renewable primary energy resources (primary energy and primary energy resources used as raw materials); FW: Net use of fresh water; MS: Use of secondary materials; RFS: Use of renewable secondary fuels; NRSF: Use of non-renewable secondary fuels.

System output indicators	Unit	Total	Cradle-to-gate		Cradle-to-grave			
			UPSTREAM	CORE	DOWNSTREAM			
			Manufacturing		Distribution	Installation	Use and maintenance	End-of-life
HWD	kg	1.50E-03	1.46E-03	2.89E-05	2.56E-06	2.76E-07	6.71E-07	1.33E-06
NHWD	kg	1.04E+00	6.40E-01	7.21E-02	1.96E-02	4.06E-02	1.45E-03	2.70E-01
RWD	kg	7.13E-05	6.02E-05	6.79E-06	1.31E-07	2.03E-08	3.86E-06	3.60E-07
MER	kg	3.27E-02	0.00E+00	2.51E-03	0.00E+00	3.02E-02	0.00E+00	0.00E+00
MFR	kg	2.16E-01	2.42E-02	2.16E-02	0.00E+00	4.04E-02	0.00E+00	1.29E-01
CRU	kg	0.00E+00	0.00E+00	0.00E+00	0.00E+00	0.00E+00	0.00E+00	0.00E+00
ETE	MJ	1.35E-01	0.00E+00	7.14E-03	0.00E+00	1.28E-01	0.00E+00	0.00E+00
EEE	MJ	7.45E-02	0.00E+00	3.48E-03	0.00E+00	7.10E-02	0.00E+00	0.00E+00

HWD: hazardous waste disposed; NHWD: non-hazardous waste disposed; RWD: radioactive waste disposed; MER: materials for energy recovery; MFR: material for recycling; CRU: components for reuse; ETE: exported thermal energy; EEE: exported electricity energy.

STATUS	SECURITY LEVEL	DOCUMENT ID.	REV.	LANG.	PAGE
Approved	Public	1VLG101255	A	EN	14/19

Sensitivity analysis

This chapter presents the results of a sensitivity analysis, to understand how the impact category “GWP – total” varies in different scenarios. A theoretical waste scenario has been evaluated, where is assumed that all the components of the sensor are recycled according to the single material recyclability of IEC/TR 62635 (Annex D.3), a recyclability potential of up to 53.85 % can be achieved.

Indicators	Unit	Total	UPSTREAM	CORE	DOWNSTREAM			
			Manufacturing		Distribution	Installation	Use and maintenance	End-of-life
GWP – total	kg CO ₂ eq.	3.04E+00	2.76E+00	1.16E-01	2.82E-02	5.29E-02	2.39E-02	5.93E-02
MFR	kg	2.98E-01	2.42E-02	2.16E-02	0.00E+00	4.04E-02	0.00E+00	2.12E-01

Sensitivity analysis is added to understand how a different nominal current affects environmental impact during use stage. Calculation of losses for KECA 80 D85 with nominal current 4 000 A is added, because in some cases the nominal current can rise to this value.

Calculation of losses for KECA 80 D85 with nominal current 4 000 A:

$$\Delta P_{use} = 0.00203^2 * 3700 = 0.0152 \text{ W}$$

$$E_{use} [kWh] = \frac{0.0152 * 8760 * 20}{1000} = 2.668 \text{ kWh}$$

STATUS	SECURITY LEVEL	DOCUMENT ID.	REV.	LANG.	PAGE
Approved	Public	1VLG101255	A	EN	15/19

KECA 80 D85 with nominal current 4 000 A

Impact category	Unit	Total	Cradle-to-gate					
			UPSTREAM	CORE	Cradle-to-grave			
			Manufacturing		Distribution	Installation	Use and maintenance	End-of-life
GWP – total	kg CO ₂ eq.	3.97E+00	2.76E+00	1.16E-01	2.82E-02	5.29E-02	9.65E-01	4.13E-02
GWP – fossil	kg CO ₂ eq.	4.04E+00	2.77E+00	2.77E-01	2.82E-02	6.21E-03	9.28E-01	3.32E-02
GWP – biogenic	kg CO ₂ eq.	-8.62E-02	-1.35E-02	-1.62E-01	2.56E-05	4.67E-02	3.42E-02	8.07E-03
GWP – luluc	kg CO ₂ eq.	9.49E-03	6.43E-03	7.03E-04	1.38E-05	1.82E-06	2.32E-03	2.18E-05
ODP	kg CFC-11 eq.	1.26E-07	9.04E-08	1.75E-08	6.17E-10	6.93E-11	1.67E-08	3.24E-10
AP	mol H+ eq.	1.07E-01	1.00E-01	1.93E-03	1.17E-04	1.85E-05	4.66E-03	1.05E-04
EP – freshwater	kg P eq.	8.81E-03	7.87E-03	9.00E-05	1.98E-06	5.23E-07	8.47E-04	5.21E-06
EP – marine	kg N eq.	8.04E-03	6.25E-03	5.97E-04	4.45E-05	2.26E-05	8.28E-04	2.99E-04
EP – terrestrial	mol N eq.	9.55E-02	8.00E-02	7.34E-03	4.75E-04	7.85E-05	7.31E-03	3.29E-04
POCP	kg NMVOC eq.	2.88E-02	2.43E-02	1.86E-03	1.71E-04	2.62E-05	2.35E-03	1.13E-04
ADP – minerals and metals	kg Sb eq.	1.30E-03	1.29E-03	2.04E-06	9.11E-08	1.14E-08	1.85E-06	1.45E-07
ADP – fossil	MJ, net calorific value	7.13E+01	4.55E+01	3.75E+00	4.02E-01	4.80E-02	2.14E+01	2.84E-01
WDP	m ³ eq.	2.40E+00	2.06E+00	1.15E-01	1.63E-03	2.60E-04	2.18E-01	4.38E-03

GWP-fossil: Global Warming Potential fossil; GWP-biogenic: Global Warming Potential biogenic; GWP-luluc: Global Warming Potential land use and land use change; ODP: Depletion potential of the stratospheric ozone layer; AP: Acidification potential; EP-freshwater: Eutrophication potential-freshwater compartment; EP-marine: Eutrophication potential-marine compartment; EP-terrestrial: Eutrophication potential-accumulated exceedance; POCP: Formation potential of tropospheric ozone; ADP-minerals & metals: Abiotic Depletion for non-fossil resources potential; ADP-fossil: Abiotic Depletion for fossil resources potential; WDP: Water deprivation potential.

STATUS	SECURITY LEVEL	DOCUMENT ID.	REV.	LANG.	PAGE
Approved	Public	1VLG101255	A	EN	16/19

ENVIRONMENTAL PRODUCT DECLARATION

Resource use parameters	Unit	Total	Cradle-to-gate		Cradle-to-grave			
			UPSTREAM	CORE	DOWNSTREAM			
			Manufacturing		Distribution	Installation	Use and maintenance	End-of-life
PENRE	MJ, low cal. value	6.75E+01	4.17E+01	3.64E+00	4.02E-01	4.80E-02	2.14E+01	2.84E-01
PERE	MJ, low cal. value	1.99E+01	5.93E+00	9.85E+00	6.24E-03	1.05E-03	4.10E+00	1.78E-02
PENRM	MJ, low cal. value	3.83E+00	3.72E+00	1.06E-01	0.00E+00	0.00E+00	0.00E+00	0.00E+00
PERM	MJ, low cal. value	1.75E+00	2.24E-01	1.52E+00	0.00E+00	0.00E+00	0.00E+00	0.00E+00
PENRT	MJ, low cal. value	7.13E+01	4.55E+01	3.75E+00	4.02E-01	4.80E-02	2.14E+01	2.84E-01
PERT	MJ, low cal. value	2.17E+01	6.15E+00	1.14E+01	6.24E-03	1.05E-03	4.10E+00	1.78E-02
FW	m ³	7.30E-02	5.26E-02	3.56E-03	5.73E-05	1.02E-05	1.67E-02	1.38E-04
MS	kg	3.25E-02	2.97E-02	2.76E-03	0.00E+00	0.00E+00	0.00E+00	0.00E+00
RSF	MJ	0.00E+00	0.00E+00	0.00E+00	0.00E+00	0.00E+00	0.00E+00	0.00E+00
NRSF	MJ	0.00E+00	0.00E+00	0.00E+00	0.00E+00	0.00E+00	0.00E+00	0.00E+00

PENRE: Use of non-renewable primary energy excluding non-renewable primary energy resources used as raw material; PERE: Use of renewable primary energy excluding renewable primary energy resources used as raw material; PENRM: Use of non-renewable primary energy resources used as raw material; PERM: Use of renewable primary energy resources used as raw material; PENRT: Total use of non-renewable primary energy resources (primary energy and primary energy resources used as raw materials); PERT: Total use of renewable primary energy resources (primary energy and primary energy resources used as raw materials); FW: Net use of fresh water; MS: Use of secondary materials; RFS: Use of renewable secondary fuels; NRSF: Use of non-renewable secondary fuels.

System output indicators	Unit	Total	Cradle-to-gate		Cradle-to-grave			
			UPSTREAM	CORE	DOWNSTREAM			
			Manufacturing		Distribution	Installation	Use and maintenance	End-of-life
HWD	kg	1.52E-03	1.46E-03	2.89E-05	2.56E-06	2.76E-07	2.71E-05	1.33E-06
NHWD	kg	1.10E+00	6.40E-01	7.21E-02	1.96E-02	4.06E-02	5.86E-02	2.70E-01
RWD	kg	2.23E-04	6.02E-05	6.79E-06	1.31E-07	2.03E-08	1.56E-04	3.60E-07
MER	kg	3.27E-02	0.00E+00	2.51E-03	0.00E+00	3.02E-02	0.00E+00	0.00E+00
MFR	kg	2.16E-01	2.42E-02	2.16E-02	0.00E+00	4.04E-02	0.00E+00	1.29E-01
CRU	kg	0.00E+00	0.00E+00	0.00E+00	0.00E+00	0.00E+00	0.00E+00	0.00E+00
ETE	MJ	1.35E-01	0.00E+00	7.14E-03	0.00E+00	1.28E-01	0.00E+00	0.00E+00
EEE	MJ	7.45E-02	0.00E+00	3.48E-03	0.00E+00	7.10E-02	0.00E+00	0.00E+00

HWD: hazardous waste disposed; NHWD: non-hazardous waste disposed; RWD: radioactive waste disposed; MER: materials for energy recovery; MFR: material for recycling; CRU: components for reuse; ETE: exported thermal energy; EEE: exported electricity energy.

STATUS	SECURITY LEVEL	DOCUMENT ID.	REV.	LANG.	PAGE
Approved	Public	1VLG101255	A	EN	17/19



Additional Environmental Information

Circularity Values

The recyclability potential of the product (excluding packaging) is calculated by dividing “MFR: material for recycling” in the end-of-life stage by the total weight of the product. As a result, the recyclability potential of the product is 32.91 %. The result is representative for Europe according to IEC/TR 62635.

	Recyclability potential
KECA 80 D85	32.91 %

However, according to the theoretical end-of-life scenario shown in the Sensitivity Analysis chapter, where it is assumed that all the components of the sensor are recycled according to single material recyclability of IEC/TR 62635 (Annex D.3), a recyclability potential of up to 53.82 % can be achieved.

Greenhouse gas emissions from the use of electricity in the manufacturing phase

Production mix from import, medium voltage (production of transmission lines, in addition to direct emissions and losses in grid) of applied electricity for the manufacturing process.

Energy mix	Source	Amount	Unit
ABB_Electricity mix CZ factory {CZ}_biomass49%_PV30%_Wind21%_2023/ S_SMP_V1	Ecoinvent v3.9.1	0.068	kg CO ₂ - eq/kWh

Dangerous substances

The product complies with REACH and RoHS directive requirements and does not contain any of the listed materials in excess of the authorized proportions.

For further information about REACH and RoHS, please visit the ABB webpage: <https://new.abb.com/contact/form>

Indoor environment

The product meets the requirements for low emissions.

Carbon footprint

Carbon footprint has not been worked out for the product.

STATUS	SECURITY LEVEL	DOCUMENT ID.	REV.	LANG.	PAGE
Approved	Public	1VLG101255	A	EN	18/19



References

- Vybiralova N., Zoufala A. (2024). *Life Cycle Assessment Report: KECA 80 D85 and KECA 80 D85 (Report No. 1VLG101184 rev A)*. ABB Switzerland Ltd, Group Technology Management
ecoinvent. ecoinvent v3.9.1 (2022). <https://ecoinvent.org/the-ecoinvent-database/data-releases/ecoinvent-3-9-1/>
- European Committee for Standardization. (2019). *Product category rules for life cycle assessments of electronic and electrical products and systems* (EN 50693:2019).
- European Committee for Standardization. (2019). *Sustainability of constructions - Environmental product declarations* (EN 15804:2012+A2:2019).
- Eurostat. (2021). *Packaging waste by waste management operations*.
https://ec.europa.eu/eurostat/databrowser/view/ENV_WASPAC/default/table?lang=en
- ICMQ S.p.A. (2023). *PCR EPDItaly007-Electronic and electrical products and systems*, rev. 3.0 (2023-01-13). EPDItaly. <https://www.epditaly.it/en/view-pcr/>
- ICMQ S.p.A. (2022). *PCR EPDItaly015-Electronic and electrical products and systems - switchboards*, rev. 1.5 (2022-02-23). EPDItaly. <https://www.epditaly.it/en/view-pcr/>
- ICMQ S.p.A (2020b). *Regulations of the EPDItaly Programme Regulations*, rev. 5.2 (2020-02-16). EPDItaly. https://www.epditaly.it/en/wp-content/uploads/2016/12/EPDITALY-Regulation_rev-5.2_EN.pdf
- International Electrotechnical Commission. (2012). *Guidelines for end-of-life information provided by manufacturers and recyclers and for recyclability rate calculation of electrical and electronic equipment*, Edition 1.0 (2012-10-1) (IEC/TR 62635).
- International Organization for Standardisation. (2006). *Environmental management - Life cycle assessment - Principles and framework* (ISO Standard No. 14040:2006).
<https://www.iso.org/standard/37456.html>
- International Organization for Standardisation. (2006). *Environmental management - Life cycle assessment - Requirements and guidelines* (ISO Standard No. 14044:2006).
<https://www.iso.org/standard/38498.html>
- PRé Sustainability. (2023). SimaPro (version 9.5) [computer software]. <https://pre-sustainability.com/solutions/tools/simapro/>
- SeaRates. (2022). *Shipping Distances & Time Calculator*. <https://www.searates.com/services/distances-time>
- The Norwegian EPD Foundation/EPD-Norge. (2019). *General Programme Instructions 2019*, Version 3.0 (2019-04-24). <https://www.epd-norge.no/getfile.php/1340010-1685100696/Dokumenter/GPI%20Det%20norske%20EPD%20programmet%20approved%20240419%20-%20ver3%20updated%20250523.pdf>



Program Operator and publisher

The Norwegian EPD Foundation	Ph.	+47 23 08 80 00
Post Box 5250 Majorstuen, 0303 Oslo, Norway	email	post@epd-norge.no
	web	www.epd-norge.no



Owner of the declaration

ABB Switzerland Ltd, Group Technology Management Brown Boveri Straße 6, 5400 Baden, Switzerland	web	www.abb.com
--	-----	-------------



Author

Natalie Vybiralova ABB s.r.o., Videnska 117 619 00 Brno, Czechia	email	natalie.vybiralova@cz.abb.com
	web	www.abb.com

STATUS	SECURITY LEVEL	DOCUMENT ID.	REV.	LANG.	PAGE
Approved	Public	1VLG101255	A	EN	19/19