



EPD



# Environmental Product Declaration

Indoor Current Transformer TPU 53.23 1250//5/5 A

Production site: Brno, Czech Republic



DOCUMENT KIND Environmental Product Declaration	IN COMPLIANCE WITH ISO 14025 and EN 50693			
PROGRAM OPERATOR The Norwegian EPD Foundation	PUBLISHER The Norwegian EPD Foundation			
REGISTRATION NUMBER OF THE PROGRAM OPERATOR NEPD-7652-7016-EN	ISSUE DATE 2024-09-24			
VALID TO 2029-09-24	STATUS Approved	SECURITY LEVEL Public		
OWNING ORGANIZATION ABB Switzerland Ltd, Group Technology Management	ABB DOCUMENT ID 1VLG101260	REV. A	LANG. EN	PAGE 1/16

<b>EPD Owner</b>	ABB Switzerland Ltd, Group Technology Management		
<b>Organization No.</b>	CHE-101.538.426		
<b>Manufacturer name and address</b>	ABB, s.r.o Videňská 117, Brno 619 00, Czech Republic		
<b>Company contact</b>	Václav Prokop – vaclav.prokop@cz.abb.com Global Product Manager		
<b>Program operator</b>	The Norwegian EPD Foundation Post Box 5250 Majorstuen, 0303 Oslo, Norway phone: +47 23 08 80 00, email: post@epd-norge.no		
<b>Declared product</b>	Indoor current transformer TPU 53.23 1250//5/5 A		
<b>Product description</b>	The TPU 53.23 insulated current transformer is cast in epoxy resin and designed mostly for insulation voltage from 13.8 kV to 17.5 kV.		
<b>Functional unit</b>	To measure and protect an energy distribution system (the system voltage up to 17.5 kV) during a service life of 20 years and with a use rate of 100%.		
<b>Reference flow</b>	Indoor current transformer TPU 53.23 1250//5/5 A, including related accessories and packaging.		
<b>Independent verification</b>	Independent verification of the declaration and data, according to ISO 14025:2010  <input type="checkbox"/> INTERNAL <input checked="" type="checkbox"/> EXTERNAL  Independent verifier approved by EPD-Norge: Elisabet Amat  Signature: 		
<b>Approved by</b>	Håkon Hauan, CEO EPD-Norge  Signature: 		
<b>Reference PCR</b>	EN 50693:2019 – Product Category Rules for Life Cycle Assessments of Electronic and Electrical Products and Systems. EPDItaly007 – Electronic and Electrical Products and Systems, Rev. 3.0, 2023/01/13. EPDItaly015 – Electronic and Electrical Products and Systems – Switchboards, Rev. 1.5, 2022/02/23.		
<b>Program instructions</b>	The Norwegian EPD Foundation/EPD-Norge, General Programme Instructions 2019, Version 3.0, 2019/04/24.		
<b>LCA study</b>	This EPD is based on the LCA study described in the LCA report 1VLG101259.		
<b>EPD type</b>	Specific product by a specific manufacturer		
<b>EPD scope</b>	Cradle-to-grave		
<b>Product RSL</b>	20 years, this is a theoretical period selected for calculation purposes only and it is not representative for the minimum, average, nor actual service life of the product		
<b>Geographical representativeness</b>	Manufacturing (suppliers): Global	Manufacturing (ABB): Czech Republic	Downstream: Europe
<b>Reference year</b>	2023		
<b>LCA software</b>	SimaPro 9.5 (2023)		
<b>LCI database</b>	Ecoinvent v3.9.1 (2022)		
<b>Comparability</b>	EPDs published within the same product category, though originating from different programs, may not be comparable. Full conformance with a PCR allows EPD comparability only when all stages of a life cycle have been considered. However, variations and deviations are possible.		
<b>Liability</b>	The owner of the declaration shall be liable for the underlying information and evidence. EPD-Norge shall not be liable with respect to manufacturer, life cycle assessment data, and evidence.		

STATUS	SECURITY LEVEL	DOCUMENT ID.	REV.	LANG.	PAGE
Approved	Public	1VLG101260	A	EN	2/16

# Contents

**Sustainability at ABB** .....4

**General Information** .....5

**Constituent Materials** .....6

**LCA Background Information** .....8

**Inventory Analysis** .....10

**Environmental Indicators** .....12

**Additional Environmental Information** .....15

**References** .....16

STATUS	SECURITY LEVEL	DOCUMENT ID.	REV.	LANG.	PAGE
Approved	Public	1VLG101260	A	EN	3/16



# Sustainability at ABB

ABB is a leading global technology company that energizes the transformation of society and industry to achieve a more productive, sustainable future. By connecting software to its electrification, robotics, automation, and motion portfolio, ABB pushes the boundaries of technology to drive performance to new levels.

At ABB, we actively contribute to a more sustainable world, leading by example in our own operations and partnering with customers and suppliers to enable a low-carbon society, preserve resources, and promote social progress.

Learn more on our website [global.abb/group/en/sustainability](https://global.abb/group/en/sustainability) or scan the QR code.



STATUS	SECURITY LEVEL	DOCUMENT ID.	REV.	LANG.	PAGE
Approved	Public	1VLG101260	A	EN	4/16



## General Information

The product declared in this Environmental Product Declaration is the indoor current transformer TPU 53.23 1250//5/5 A, including related accessories and packaging.

The instrument current transformer TPU 53.23 is a measuring and protecting device which is standardly used in medium voltage indoor switchgears for transforming high primary current into low current on secondary side which can be safely used controlling and monitoring in relay devices. Most common type of switchgear is UniGear ZS1.

General technical specifications of the product are presented below.

Technical information		
	Unit	Value
Outer height/width/length	mm	248/148/455
Highest voltage for equipment	kV	17.5
Rated primary	V	1250
Rated secondary	V	5 / 5
Accuracy class	-	0.5 / 5P20
Rated output	VA	25 / 25
Frequency	Hz	50
Rated short-time thermal current	kA / s	31.5 / 3

The production of the instrument transformers, from which medium indoor current transformer TPU 53.23 is part of, is located in the ABB Brno Videnska factory. The instrument transformers are produced and assembled directly in the ABB factory combined with components produced by ABB's suppliers.

ABB Brno ELDS adopts and implements for its own activities an integrated Quality/Environmental/Health Management System in compliance with the following standards:

- UNI EN ISO 9001:2015 - Quality Management Systems- Requirements
- UNI EN ISO 14001:2015 - Environmental Management Systems
- UNI EN ISO 45001:2018 - Occupational Health and Safety Management system

STATUS	SECURITY LEVEL	DOCUMENT ID.	REV.	LANG.	PAGE
Approved	Public	1VLG101260	A	EN	5/16

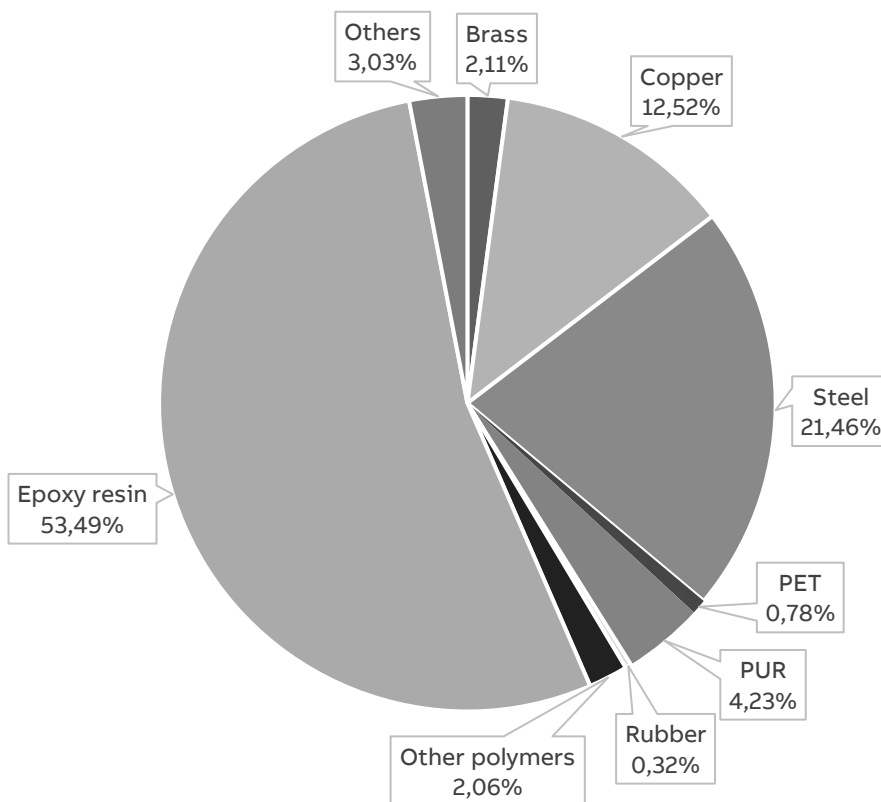


# Constituent Materials

The constituent materials of TPU 53.23 1250//5/5 A are presented below.

Type	Material	Weight [kg]	Weight [%]
Metals	Brass	0.806	2.11
	Copper	4.785	12.52
	Steel	8.204	21.46
Plastics	PET	1.617	4.23
	PUR	0.027	0.20
	Rubber	0.122	0.32
	Other polymers	0.788	2.06
Others	Epoxy resin	20.443	53.49
	Others	1.159	3.03
<b>Total</b>		<b>38.222</b>	<b>100</b>

## TPU 53.23 1250//5/5 A



The packaging materials and accessories weigh 4.76 kg, and the constituent materials are presented below.

Description	Material	Weight [kg]	Weight [%]
<b>Metals</b>	Aluminum	0.005	0.11
	Steel	0.222	4.66
<b>Plastics and Rubbers</b>	Polymers	0.111	2.34
	Rubber	0.006	0.13
<b>Wooden base materials</b>	Wood (pallet + case)	4.371	91.82
<b>Unit test report</b>	Paper	0.005	0.11
<b>Others</b>	Cardboard	0.040	0.83
<b>Total</b>		<b>4.760</b>	<b>100</b>

STATUS	SECURITY LEVEL	DOCUMENT ID.	REV.	LANG.	PAGE
Approved	Public	1VLG101260	A	EN	7/16



# LCA Background Information

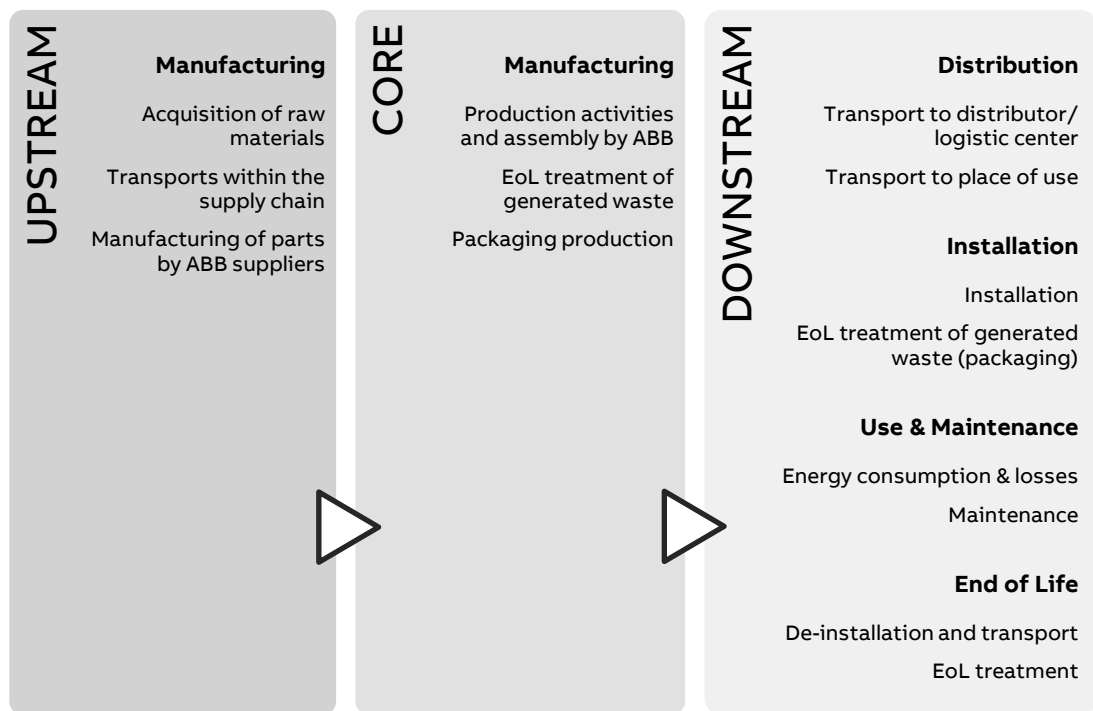
## Functional Unit

The functional unit of this study is to measure and protect an energy distribution system (the system voltage up to 17.5 kV), during a service life of 20 years and with a use rate of 100 %. The reference flow is an indoor current transformer TPU 53.23 1250//5/5 A casted in epoxy resin, including related accessories and packaging.

Note, the reference service life (RSL) of 20 years is a theoretical period selected for calculation purposes only – this is not representative for the minimum, average, nor actual service life of the product.

## System Boundaries

The life cycle assessment of the TPU 53.23, an EEPS (Electronic and Electrical Products and Systems), is a “cradle-to-grave” analysis. The figure below shows the product life cycle stages and the information considered in the LCA.



## Data quality

Both primary and secondary data are used. The main sources for primary data are the bill of materials and technical drawings, while site specific foreground data are provided by ABB. Furthermore, information and data obtained from other LCA studies are also used.

For all processes for which primary data are not available, generic data originating from the ecoinvent v3.9.1 database, “allocation, cut-off by classification”, are used. The LCA software used for the calculations is SimaPro 9.5.

STATUS	SECURITY LEVEL	DOCUMENT ID.	REV.	LANG.	PAGE
Approved	Public	1VLG101260	A	EN	8/16



**Allocation rules**

The utility consumption and waste generation by ABB, in the core manufacturing stage, is allocated to the production of one reference product according to applicable rules. For the end-of-life allocation, the “Polluter Pays” principle is adopted according to what is defined in the CEN/TR 16970 standard. However, the potential benefits and avoided loads from recovery and recycling processes are not considered because it is not required by the PCR.

**Cut-off criteria**

The materials that were excluded are glue, and adhesive, as their mass represents less than 2% of that of the whole product, as stated in the paragraph of cut-off criteria of EPDIItaly015: “Materials making up the transformer itself whose total mass does not exceed 2% of the total weight of the device”.

The same applies for tape and labels used in packaging, which are even a smaller fraction of the total mass.

Sandblasting of capacitors and phosphating were also excluded due to the model complexity and unavailability of reference data.

STATUS	SECURITY LEVEL	DOCUMENT ID.	REV.	LANG.	PAGE
Approved	Public	1VLG101260	A	EN	9/16



# Inventory Analysis

## Manufacturing Stage (upstream)

The life cycle inventory in the upstream manufacturing stage is based on the primary data available from ABB. Datasets are applied accordingly, to the best of our knowledge, to represent each material, manufacturing process, and surface treatment. Modelling decisions and assumptions that are highly relevant to the results are as following:

- All steel components (hot rolled steel, spring steel, stainless steel) are modelled with the same kind of steel: “*Steel, low-alloyed {GLO} | market for | Cut-off, S*”, as it is representative for the large majority of the steel parts. Stainless steel is only used for a small number of screws and due to lack of data they are modelled using one type of steel.
- Epoxy is modelled on a chemical level, i.e., each chemical used is considered and mapped with the most representative dataset available.
- To account for the production activities of metal and plastic parts, Metal working, average and Injection molding are the most frequently used processes. Surface treatments are also included, and the most common surface treatments are *ABB\_Zinc coat, pieces (GLO)\_SMP\_V1* and *ABB\_Tin plating, pieces (GLO)\_SMP\_V1*.

Additionally, supply chain transports are added as far as data is available between ABB, the suppliers, and sub-suppliers. Only primary suppliers are considered. The rest of the transports are assumed to already be included inecoinvent’s “market for”-processes. The selected ecoinvent processes are *Transport, freight, lorry 16-32 metric ton, EURO4 {RER}* for lorry and *transport, freight, sea, container ship {GLO}* for sea transport.

## Manufacturing Stage (core)

In the core manufacturing stage, utility consumption and waste generation at the ABB manufacturing site are accounted for. The packaging materials and accessories associated with the product are also considered. The energy mix used for the production is representative for ABB Videnska factory based on the guarantee of origin (GO) energy certificate. This dataset includes electricity inputs produced in this country and from imports and transformed to medium voltage, the transmission voltage, direct emissions to air and electricity losses during transmission.

## Distribution

The transport distance from ABB’s plant to the site of installation is assumed to be 300 km over land, as suggested by the PCR EPDItaly015, as the actual distance is unknown. The selected ecoinvent process is *Transport, freight, lorry 16-32 metric ton, euro4 {RER} | market for transport, freight, lorry 16-32 metric ton, EURO4 | Cut-off, S*, and the scenario is representative for Europe.

## Installation

The installation phase only implies manual activities, and no energy is consumed. Therefore, this phase only considers the end-of-life of the packaging materials used.

STATUS	SECURITY LEVEL	DOCUMENT ID.	REV.	LANG.	PAGE
Approved	Public	1VLG101260	A	EN	10/16

	Scenario	Transport	Representation
<b>Packaging End-of-Life</b>	<i>Packaging waste by waste management operations (Eurostat, 2021)*</i>	100 km by lorry (assumption)	Europe

\*Due to lack of data from Eurostat, 100% landfill is assumed for ceramics (e.g., bentonite)

### Use

The use stage considers the losses in the magnetic core (magnetic core) and joule losses in the resistance of the primary and secondary coils over the reference service life of 20 years as defined in the functional unit. This is calculated using the following formula, according to the PCR EPDIItaly015 “Electronic and electrical products and systems - Switchboards” which defines specific rules for major product family the functional unit is used in:

$$\Delta P_{use} = \Delta P_F + \Delta P_J = 0.15 + 86.23249 = 86.38$$

$$E_{use} = \frac{\Delta P_{use} * 8760 * RSL}{1000} = \frac{86.38 * 8760 * 20}{1000} = 15\,134.29 \text{ kWh}$$

Where:

- $E_{use}$  = Total energy use over the reference service life
- $\Delta P_{use}$  = Reference power consumption in watts
- $\Delta P_J$  = Joule losses in the primary and secondary coils
- $\Delta P_F$  = Losses in all magnetic cores
- $RSL$  = Reference Service Life in years
- $\alpha$  = Use time rate
- 8760 is the number of hours in a year
- 1000 is the conversion factor from W to kW

Because this product is sold globally and is not limited to any specific country, the latest energy mix of the European Union is adopted as suggested by the standard EN 50693. The emission factor of the energy mix is presented below.

Energy mix	Source	Amount	Unit
Electricity, medium voltage {RER}  market group for   Cut-off, S	Ecoinvent v3.9.1	0.361	kg CO <sub>2</sub> -eq/kWh

Since no maintenance happens during the use phase, the environmental impacts linked to this procedure are omitted from the analysis.

### End of life

Decommissioning of the product only implies manual activities, and no energy is consumed. Therefore, this phase only considers the end-of-life of the product.

	Scenario	Transport	Representation
<b>Product End-of-Life</b>	IEC/TR 62635 (Annex D.3)*	100 km by lorry (assumption)	Europe

\*A conservative approach is adopted by considering all parts as either: requiring selective treatment, difficult to process, or going through a separation process; no individual part is considered as a single recyclable material. Also, due to the transformer containing parts difficult to process through separation, these are all modelled as 100 % waste to landfill to represent the typical waste streams within Europe.

STATUS	SECURITY LEVEL	DOCUMENT ID.	REV.	LANG.	PAGE
Approved	Public	1VLG101260	A	EN	11/16



# Environmental Indicators

In accordance with the PCR EPDItaly007, the environmental impact indicators are determined by using the characterization factors and impact assessment methods specified in EN 15804:2012+A2:2019.

## TPU 53.23 1250//5/5 A

Impact category	Unit	Total	Cradle-to-grave					
			UPSTREAM	CORE	DOWNSTREAM			
			Manufacturing		Distribution	Installation	Use and maintenance	End-of-life
<b>GWP – total</b>	kg CO <sub>2</sub> eq.	5.78E+03	1.82E+02	1.35E+01	2.48E+00	2.39E+00	5.57E+03	4.97E+00
<b>GWP – fossil</b>	kg CO <sub>2</sub> eq.	5.56E+03	1.84E+02	2.01E+01	2.47E+00	2.84E-01	5.35E+03	3.24E+00
<b>GWP – biogenic</b>	kg CO <sub>2</sub> eq.	1.96E+02	-3.31E+00	-6.59E+00	2.44E-03	2.11E+00	2.02E+02	1.73E+00
<b>GWP – luluc</b>	kg CO <sub>2</sub> eq.	1.42E+01	1.00E+00	4.53E-02	1.19E-03	8.10E-05	1.32E+01	4.45E-03
<b>ODP</b>	kg CFC-11 eq.	1.03E-04	7.37E-06	1.32E-06	5.28E-08	3.05E-09	9.45E-05	3.42E-08
<b>AP</b>	mol H+ eq.	3.11E+01	4.52E+00	1.38E-01	9.98E-03	8.17E-04	2.64E+01	1.55E-02
<b>EP – freshwater</b>	kg P eq.	5.17E+00	3.56E-01	5.63E-03	1.70E-04	2.33E-05	4.80E+00	1.03E-03
<b>EP – marine</b>	kg N eq.	5.30E+00	5.11E-01	4.29E-02	3.81E-03	9.78E-04	4.70E+00	4.09E-02
<b>EP – terrestrial</b>	mol N eq.	4.65E+01	4.41E+00	5.52E-01	4.06E-02	3.48E-03	4.14E+01	4.06E-02
<b>POCP</b>	kg NMVOC eq.	1.48E+01	1.28E+00	1.29E-01	1.46E-02	1.16E-03	1.34E+01	1.31E-02
<b>ADP – minerals and metals</b>	kg Sb eq.	6.97E-02	5.90E-02	1.64E-04	7.79E-06	5.04E-07	1.05E-02	2.12E-05
<b>ADP – fossil</b>	MJ, net calorific value	1.24E+05	2.75E+03	2.39E+02	3.44E+01	2.12E+00	1.21E+05	3.91E+01
<b>WDP</b>	m <sup>3</sup> eq.	1.48E+03	2.39E+02	5.26E+00	1.40E-01	1.13E-02	1.24E+03	5.16E-01

GWP-fossil: Global Warming Potential fossil; GWP-biogenic: Global Warming Potential biogenic; GWP-luluc: Global Warming Potential land use and land use change; ODP: Depletion potential of the stratospheric ozone layer; AP: Acidification potential; EP-freshwater: Eutrophication potential-freshwater compartment; EP-marine: Eutrophication potential-marine compartment; EP-terrestrial: Eutrophication potential-accumulated exceedance; POCP: Formation potential of tropospheric ozone; ADP-minerals & metals: Abiotic Depletion for non-fossil resources potential; ADP-fossil: Abiotic Depletion for fossil resources potential; WDP: Water deprivation potential.

STATUS	SECURITY LEVEL	DOCUMENT ID.	REV.	LANG.	PAGE
Approved	Public	1VLG101260	A	EN	12/16

ENVIRONMENTAL PRODUCT DECLARATION

Resource use parameters	Unit	Total	Cradle-to-gate		Cradle-to-grave			
			UPSTREAM	CORE	DOWNSTREAM			
			Manufacturing		Distribution	Installation	Use and maintenance	End-of-life
PENRE	MJ, low cal. value	1.24E+05	2.68E+03	2.34E+02	3.44E+01	2.12E+00	1.21E+05	3.91E+01
PERE	MJ, low cal. value	2.45E+04	3.59E+02	8.21E+02	5.34E-01	4.65E-02	2.33E+04	3.59E+00
PENRM	MJ, low cal. value	7.80E+01	7.32E+01	4.83E+00	0.00E+00	0.00E+00	0.00E+00	0.00E+00
PERM	MJ, low cal. value	1.04E+02	3.74E+01	6.65E+01	0.00E+00	0.00E+00	0.00E+00	0.00E+00
PENRT	MJ, low cal. value	1.24E+05	2.75E+03	2.39E+02	3.44E+01	2.12E+00	1.21E+05	3.91E+01
PERT	MJ, low cal. value	2.46E+04	3.96E+02	8.88E+02	5.34E-01	4.65E-02	2.33E+04	3.59E+00
FW	m <sup>3</sup>	1.03E+02	8.03E+00	1.75E-01	4.90E-03	4.49E-04	9.47E+01	1.84E-02
MS	kg	4.38E+00	4.25E+00	1.26E-01	0.00E+00	0.00E+00	0.00E+00	0.00E+00
RSF	MJ	0.00E+00	0.00E+00	0.00E+00	0.00E+00	0.00E+00	0.00E+00	0.00E+00
NRSF	MJ	0.00E+00	0.00E+00	0.00E+00	0.00E+00	0.00E+00	0.00E+00	0.00E+00

PENRE: Use of non-renewable primary energy excluding non-renewable primary energy resources used as raw material; PERE: Use of renewable primary energy excluding renewable primary energy resources used as raw material; PENRM: Use of non-renewable primary energy resources used as raw material; PERM: Use of renewable primary energy resources used as raw material; PENRT: Total use of non-renewable primary energy resources (primary energy and primary energy resources used as raw materials); PERT: Total use of renewable primary energy resources (primary energy and primary energy resources used as raw materials); FW: Net use of fresh water; MS: Use of secondary materials; RFS: Use of renewable secondary fuels; NRSF: Use of non-renewable secondary fuels.

System output indicators	Unit	Total	Cradle-to-gate		Cradle-to-grave			
			UPSTREAM	CORE	DOWNSTREAM			
			Manufacturing		Distribution	Installation	Use and maintenance	End-of-life
HWD	kg	2.53E-01	9.68E-02	2.13E-03	2.19E-04	1.22E-05	1.53E-01	1.38E-04
NHWD	kg	4.20E+02	4.13E+01	5.45E+00	1.68E+00	1.83E+00	3.32E+02	3.70E+01
RWD	kg	8.86E-01	3.74E-03	3.49E-04	1.12E-05	9.01E-07	8.82E-01	6.96E-05
MER	kg	1.61E+00	8.72E-04	2.44E-01	0.00E+00	1.36E+00	0.00E+00	2.87E-03
MFR	kg	6.66E+00	9.48E-01	2.04E+00	0.00E+00	1.66E+00	0.00E+00	2.01E+00
CRU	kg	0.00E+00	0.00E+00	0.00E+00	0.00E+00	0.00E+00	0.00E+00	0.00E+00
ETE	MJ	6.49E+00	7.66E-03	6.95E-01	0.00E+00	5.77E+00	0.00E+00	2.52E-02
EEE	MJ	3.56E+00	4.25E-03	3.39E-01	0.00E+00	3.20E+00	0.00E+00	1.40E-02

HWD: hazardous waste disposed; NHWD: non-hazardous waste disposed; RWD: radioactive waste disposed; MER: materials for energy recovery; MFR: material for recycling; CRU: components for reuse; ETE: exported thermal energy; EEE: exported electricity energy.

STATUS	SECURITY LEVEL	DOCUMENT ID.	REV.	LANG.	PAGE
Approved	Public	1VLG101260	A	EN	13/16

# Sensitivity analysis

This chapter presents the results of a sensitivity analysis, to understand how the impact category “GWP – total” varies in different scenarios. A theoretical waste scenario has been evaluated, where is assumed that all the components of the transformer are recycled according to the single material recyclability of IEC/TR 62635 (Annex D.3), a recyclability potential of up to 41.95 % can be achieved.

Indicators	Unit	Total	UPSTREAM	CORE	DOWNSTREAM			
			Manufacturing	Distribution	Installation	Use and maintenance	End-of-life	
<b>GWP – total</b>	kg CO <sub>2</sub> eq.	5.78E+03	1.82E+02	1.35E+01	2.48E+00	2.39E+00	5.57E+03	7.34E+00
<b>MFR</b>	kg	1.73E+01	9.48E-01	2.04E+00	0.00E+00	1.66E+00	0.00E+00	1.27E+01

STATUS	SECURITY LEVEL	DOCUMENT ID.	REV.	LANG.	PAGE
Approved	Public	1VLG101260	A	EN	14/16



## Additional Environmental Information

### Circularity Values

The recyclability potential of the product (excluding packaging) is calculated by dividing “MFR: material for recycling” in the end-of-life stage by the total weight of the product. As a result, the recyclability potential of the product 5.26 %. The result is representative for Europe according to IEC/TR 62635.

	Recyclability potential
TPU 53.23	5.26 %

However, according to the theoretical end-of-life scenario shown in the Sensitivity Analysis chapter, where is assumed that all the components of the transformer are recycled according to single material recyclability of IEC/TR 62635 (Annex D.3), a recyclability potential of up to 41.95 % can be achieved.

### Greenhouse gas emissions from the use of electricity in the manufacturing phase

Production mix from import, medium voltage (production of transmission lines, in addition to direct emissions and losses in grid) of applied electricity for the manufacturing process.

Energy mix	Source	Amount	Unit
ABB_Electricity mix CZ factory {CZ}_biomass49%_PV30%_Wind21%_2023/ S_SMP_V1	Ecoinvent v3.9.1	0.068	kg CO <sub>2</sub> - eq/kWh

### Dangerous substances

The product complies with REACH and RoHS directive requirements and does not contain any of the listed materials in excess of the authorized proportions.

For further information about REACH and RoHS, please visit the ABB webpage: <https://new.abb.com/contact/form>

### Indoor environment

The product meets the requirements for low emissions.

### Carbon footprint

Carbon footprint has not been worked out for the product.

STATUS	SECURITY LEVEL	DOCUMENT ID.	REV.	LANG.	PAGE
Approved	Public	1VLG101260	A	EN	15/16



## References

- Vybiralova N., Vano P. (2024). *Life Cycle Assessment Report: TPU 53.23 1250//5/5 A (Report No. 1VLG101259 rev A)*. ABB Switzerland Ltd, Group Technology Management
- ecoinvent. ecoinvent v3.9.1 (2022). <https://ecoinvent.org/the-ecoinvent-database/data-releases/ecoinvent-3-9-1/>
- European Committee for Standardization. (2019). *Product category rules for life cycle assessments of electronic and electrical products and systems* (EN 50693:2019).
- European Committee for Standardization. (2019). *Sustainability of constructions - Environmental product declarations* (EN 15804:2012+A2:2019).
- Eurostat. (2021). *Packaging waste by waste management operations*.  
[https://ec.europa.eu/eurostat/databrowser/view/ENV\\_WASPAC/default/table?lang=en](https://ec.europa.eu/eurostat/databrowser/view/ENV_WASPAC/default/table?lang=en)
- ICMQ S.p.A. (2023). *PCR EPDItaly007-Electronic and electrical products and systems*, rev. 3.0 (2023-01-13). EPDItaly. <https://www.epditaly.it/en/view-pcr/>
- ICMQ S.p.A. (2022). *PCR EPDItaly015 -Electronic and electrical products and systems - switchboards*, rev. 1.5 (2022-02-23). EPDItaly. <https://www.epditaly.it/en/view-pcr/>
- ICMQ S.p.A (2020b). *Regulations of the EPDItaly Programme Regulations*, rev. 5.2 (2020-02-16). EPDItaly. [https://www.epditaly.it/en/wp-content/uploads/2016/12/EPDITALY-Regulament\\_rev-5.2\\_EN.pdf](https://www.epditaly.it/en/wp-content/uploads/2016/12/EPDITALY-Regulament_rev-5.2_EN.pdf)
- International Electrotechnical Commission. (2012). *Guidelines for end-of-life information provided by manufacturers and recyclers and for recyclability rate calculation of electrical and electronic equipment*, Edition 1.0 (2012-10-1) (IEC/TR 62635).
- International Organization for Standardisation. (2006). *Environmental management - Life cycle assessment - Principles and framework* (ISO Standard No. 14040:2006).  
<https://www.iso.org/standard/37456.html>
- International Organization for Standardisation. (2006). *Environmental management - Life cycle assessment - Requirements and guidelines* (ISO Standard No. 14044:2006).  
<https://www.iso.org/standard/38498.html>
- PRé Sustainability. (2023). SimaPro (version 9.5) [computer software]. <https://pre-sustainability.com/solutions/tools/simapro/>
- SeaRates. (2022). *Shipping Distances & Time Calculator*. <https://www.searates.com/services/distances-time>
- The Norwegian EPD Foundation/EPD-Norge. (2019). *General Programme Instructions 2019*, Version 3.0 (2019-04-24). <https://www.epd-norge.no/getfile.php/1340010-1685100696/Dokumenter/GPI%20Det%20norske%20EPD%20programmet%20approved%2040419%20-%20over3%20updated%20250523.pdf>



### Program Operator and publisher

The Norwegian EPD Foundation	Ph.	+47 23 08 80 00
Post Box 5250 Majorstuen, 0303 Oslo, Norway	email	post@epd-norge.no
	web	www.epd-norge.no



### Owner of the declaration

ABB Swizerland Ltd, Group Technology Management Brown Boveri Straße 6, 5400 Baden, Switzerland	web	www.abb.com
---------------------------------------------------------------------------------------------------------	-----	-------------



### Author

Natalie Vybiralova ABB s.r.o., Videnska 117 619 00 Brno, Czechia	email	natalie.vybiralova@cz.abb.com
	web	www.abb.com

STATUS	SECURITY LEVEL	DOCUMENT ID.	REV.	LANG.	PAGE
Approved	Public	1VLG101260	A	EN	16/16