

Environmental Product Declaration

In accordance with ISO 14025



Owner of the declaration:
GC Rieber Salt

Product name:
Sodium chloride in bulk (NaCl) from
rock salt - Stradasalt Icebreaker
Rock/Norsal Rock/ Rock salt/Feed
salt/Industrial salt/Fishery salt/
Water softning salt

Declared unit:
1 kg Sodium chloride in bulk (NaCl)

Product category /PCR:
Basic Chemicals 2021:03 v.1.1
(Environdec 2021).

Program holder and publisher:
The Norwegian EPD foundation

Declaration number:
NEPD-3858-2812-EN

Registration Number:
NEPD-3858-2812-EN

Issue date: 03.11.2022

Valid to: 03.11.2027

ver-030924

The Norwegian
EPD Foundation

General information

Product:

Sodium chloride in bulk (NaCl) from rock salt -
*Stradasalt Icebreaker Rock/Norsal Rock/ Rock
salt/Feed salt/Industrial salt/Fishery salt/ Water
softning salt*

Program holder:

The Norwegian EPD Foundation
Post Box 5250 Majorstuen, 0303 Oslo, Norway
Phone: +47 23 08 80 00
E-mail: post@epd-norge.no

Declaration Number:

NEPD-3858-2812-EN

This declaration is based on Product

Category Rules:

Basic Chemicals 2021:03 v.1.1 (Environdec 2021)

Statements:

The owner of the declaration shall be liable for the underlying information and evidence. EPD Norway shall not be liable with respect to manufacturer, life cycle assessment data and evidences.

Declared unit:

1 kg sodium chloride (NaCl) in bulk

Declared unit with option:

1 kg sodium chloride (NaCl) in bulk, delivered to storage, stored and transported to customer

Verification:

Independent verification of the declaration and data, according to ISO14025:2010

Internal

External

Alexander Borg

Alexander Borg Asplan Viak AS

Independent verifier approved by EPD Norway

Owner of the declaration:

GC Rieber Salt

Contact person: Fredrik Eide

Phone: +46 706 295 165

e-mail: fredrik.eide@gcrieber.com

Manufacturer:

GC Rieber Salt

Place of production:

Germany

Management system:

ISO 9001:2015

Organisation no:

914 806 828

Issue date:

03.11.2022

Valid to:

03.11.2027

Year of study:

2022

Comparability:

EPDs from other programmes than The Norwegian EPD Foundation may not be comparable.

The EPD has been worked out by:

Julie Lyslo Skullestad, Aase Teknikk AS

Julie Lyslo Skullestad

Approved

Håkon Hauås

Manager of EPD Norway

Product

Product description:

Sodium chloride produced from rock salt and delivered in bulk. Rock salt is a natural mineral extracted from mines. The salt is used for various purposes: De-icing, fishery, industrial applications, hide & skin, animal feed and water softening.

Product specification:

Materials	kg	%
Sodium chloride anhydride	1	100

Technical data:

	Sodium chloride anhydride
Formula	NaCl 100%
CAS	7647-14-5
CPC ¹	3424 (Basic inorganic chemicals) (Salts of metals)
HS ²	250100
Solubility	Cold water: 36g/100 ml

¹⁾ Central product Classification, UN

²⁾ Harmonized System customs code

Market:

Norway, Sweden, Denmark

LCA: Calculation rules

Declared unit:

1 kg sodium chloride delivered in bulk

Allocation:

The allocation is made in accordance with the provisions of PCR for Basic Chemicals 2021:03 v.1.1 and EN 15804. Allocation for co products is avoided where possible. Where allocation has been necessary, incoming energy and water and waste production in-house has been allocated equally among all products through mass allocation. Effects of primary production of recycled materials is allocated to the main product in which the material was used. The recycling process and transportation of the material is allocated to the user of the recycled material.

Data quality:

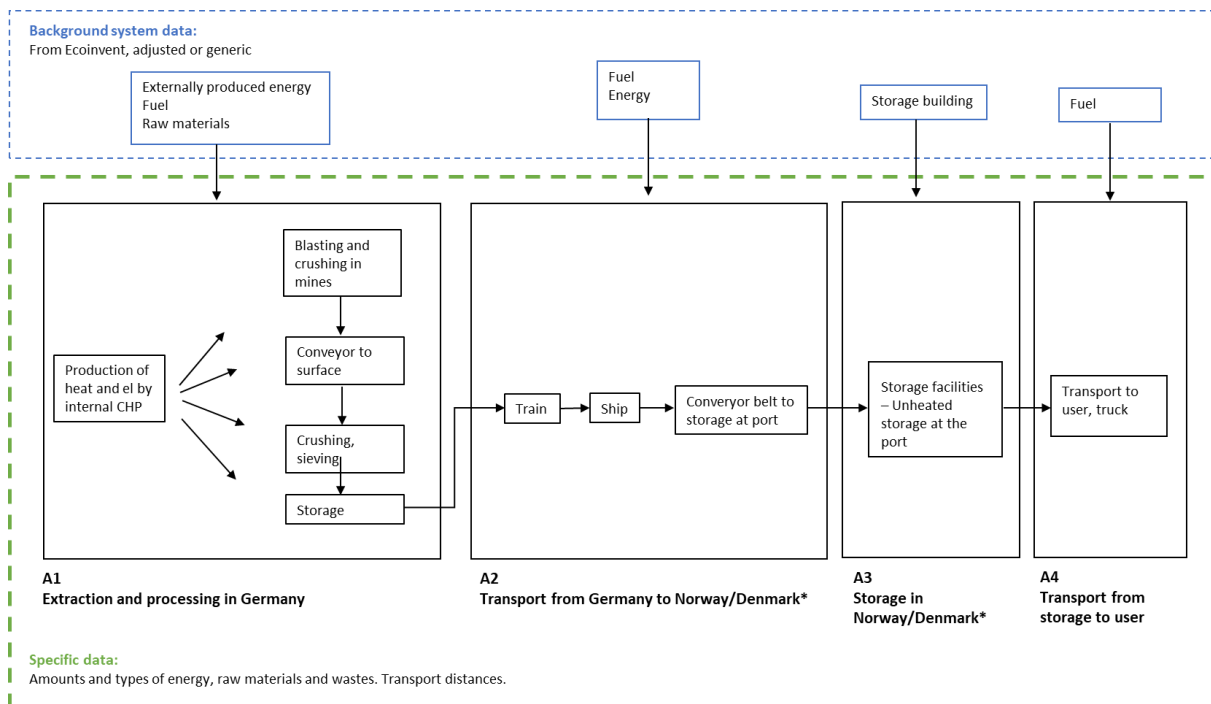
The data quality is in accordance with the guidelines for use of specific and generic data given by PCR for Basic Chemicals 2021:03 v.1.1 and EN 15804. The data used fulfils the requirements for technological, geographical and temporal representativeness/coverage of data.

Data for resource use, waste and transport in A1-A3 is based on specific data for the year 2019 and was collected in 2021-2022. Generic data is obtained from Ecoinvent v3.7.1 (2021) and SimaPro v9.3. All generic data is < 10 years old. Characterisation factors from EN15804:2012 + A2 2019.

Resources	Source	Data quality	Year
Foreground system data in A1: Use of energy, raw materials and other resources for extraction, processing and internal transport	Producer in Germany and manufacturer (GC Rieber)	Very good: Specific data for salt extraction and processing	2019
Background system data in A1	Producer in Germany and manufacturer (GC Rieber) + Ecoinvent	Good to very good: Specific data where this exists, supplied with generic data from Ecoinvent, representable for or adjusted to geographic area and correct technology.	2019 for specific, Ecoinvent: v. 7.3.1 (2021)
Foreground system data in A2 and A3: Transport distances, vessel types and storage facilities	Manufacturer (GC Rieber)	Very good: Specific data for transport to storage, and storage at the different locations	2021
Background system data in A2 and A3:	Ecoinvent	Good: Generic data from Ecoinvent, representable for or adjusted to geographic area and correct technology.	Ecoinvent: v. 7.3.1 (2021)

System boundary:

A1, A2, A3, A4



* Main results (complete data sets) are shown for storage locations in Norway: Oslo and Trondheim. However, the product is also delivered to locations in Denmark. Therefore, GWP total values are also calculated for several storage locations in both countries. The additional results are shown at the end of this EPD document.

Cut-off criteria:

All major raw materials and all the essential energy is included. The production process for raw materials and energy flows that are included with very small amounts (<1%) are not included. This cut-off rule does not apply for hazardous materials and substances.

LCA: Scenarios and additional technical information

The following information describe the scenarios for module A4, which represents transport from storage in Norway to customer. Average transport distances from storage to customer are assumed to be 120 km and 200 km in Oslo and Trondheim, respectively.

Transport from storage in Oslo to user (A4)

Type	Capacity utilisation (incl. return) %	Type of vehicle	Distance km	Fuel/Energy consumption	Value (l/tkm)
Trailer	50 %	30 t, Euro 6	120	diesel	0,636

Transport from storage in Trondheim to user (A4)

Type	Capacity utilisation (incl. return) %	Type of vehicle	Distance km	Fuel/Energy consumption	Value (l/tkm)
Trailer	50 %	30 t, Euro 6	200	diesel	0,636

LCA: Results

Results are shown per declared unit, 1 kg of salt. All data sets are shown both for salt delivered from storage in Oslo, then from storage in Trondheim. In addition, GWP values for several storage locations are shown at the end of this EPD document, in the paragraph “Additional information”.

System boundaries (X=included, MND= module not declared, MNR=module not relevant)

Product stage			Assembly stage		Use stage								End of life stage				Benefits & loads beyond system boundary
Raw materials	Transport	Manufacturing	Transport	Assembly	Use	Maintenance	Repair	Replacement	Refurbishment	Operational energy use	Operational water use	De-construction demolition	Transport	Waste processing	Disposal	Reuse-Recovery-Recycling-potential	
A1	A2	A3	A4	A5	B1	B2	B3	B4	B5	B6	B7	C1	C2	C3	C4	D	
X	X	X	X	MNR	MND	MNR	MNR	MNR	MNR	MND	MND	MNR	MNR	MNR	MNR	MNR	

Core environmental impact indicators – Bulk salt from storage in Oslo

Indicator	Unit	A1	A2	A3	A1-A3	A4
GWP-total	kg CO2 eq.	9,87E-03	2,47E-02	3,93E-04	3,50E-02	1,66E-02
GWP-fossil	kg CO2 eq.	9,80E-03	2,37E-02	4,55E-04	3,39E-02	1,66E-02
GWP-biogenic	kg CO2 eq.	6,49E-05	1,02E-03	-6,25E-05	1,02E-03	1,93E-05
GWP-LULUC	kg CO2 eq.	3,48E-06	2,61E-05	4,09E-07	3,00E-05	2,72E-06
ODP	kg CFC11 eq.	1,48E-09	2,44E-09	3,36E-11	3,95E-09	2,33E-09
AP	mol H ⁺ eq.	1,73E-04	2,92E-04	4,60E-06	4,69E-04	2,89E-05
EP-freshwater	kg P eq.	2,19E-07	1,82E-06	1,22E-08	2,05E-06	5,96E-08
EP-marine	kg N eq.	5,53E-05	7,64E-05	6,66E-07	1,32E-04	6,36E-06
EP-terrestrial	mol N eq.	8,50E-04	8,51E-04	1,69E-05	1,72E-03	7,09E-05
POCP	kg NMVOC eq.	1,65E-04	2,24E-04	2,11E-06	3,91E-04	2,53E-05
ADP-M&M	kg Sb eq.	8,49E-08	7,61E-08	9,38E-09	1,70E-07	2,81E-08
ADP-fossil	MJ	1,41E-01	3,08E-01	4,71E-03	4,53E-01	1,52E-01
WDP	m ³	7,64E-04	1,57E-03	1,23E-04	2,46E-03	3,37E-04

GWP-total: Global Warming Potential; **GWP-fossil:** Global Warming Potential fossil fuels; **GWP-biogenic:** Global Warming Potential biogenic; **GWP-LULUC:** Global Warming Potential land use and land use change; **ODP:** Depletion potential of the stratospheric ozone layer; **AP:** Acidification potential, Accumulated Exceedance; **EP-freshwater:** Eutrophication potential, fraction of nutrients reaching freshwater end compartment; **EP-marine:** Eutrophication potential, fraction of nutrients reaching freshwater end compartment; **EP-terrestrial:** Eutrophication potential, Accumulated Exceedance; **POCP:** Formation potential of tropospheric ozone; **ADP-M&M:** Abiotic depletion potential for non-fossil resources (minerals and metals); **ADP-fossil:** Abiotic depletion potential for fossil resources; **WDP:** Water deprivation potential, deprivation weighted water consumption

Core environmental impact indicators – Bulk salt from storage in Trondheim

Indicator	Unit	A1	A2	A3	A1-A3	A4
GWP-total	kg CO2 eq.	9,87E-03	3,27E-02	1,05E-03	4,36E-02	2,76E-02
GWP-fossil	kg CO2 eq.	9,80E-03	3,16E-02	1,21E-03	4,26E-02	2,76E-02
GWP-biogenic	kg CO2 eq.	6,49E-05	1,02E-03	-1,66E-04	9,20E-04	3,21E-05
GWP-LULUC	kg CO2 eq.	3,48E-06	3,16E-05	1,09E-06	3,62E-05	4,53E-06
ODP	kg CFC11 eq.	1,48E-09	4,04E-09	8,95E-11	5,61E-09	3,88E-09
AP	mol H ⁺ eq.	1,73E-04	5,51E-04	1,23E-05	7,36E-04	4,81E-05
EP-freshwater	kg P eq.	2,19E-07	1,85E-06	3,26E-08	2,10E-06	9,93E-08
EP-marine	kg N eq.	5,53E-05	1,40E-04	1,78E-06	1,97E-04	1,06E-05
EP-terrestrial	mol N eq.	8,50E-04	1,56E-03	4,49E-05	2,45E-03	1,18E-04
POCP	kg NMVOC eq.	1,65E-04	4,07E-04	5,61E-06	5,78E-04	4,21E-05
ADP-M&M	kg Sb eq.	8,49E-08	8,67E-08	2,50E-08	1,97E-07	4,69E-08
ADP-fossil	MJ	1,41E-01	4,10E-01	1,26E-02	5,63E-01	2,54E-01

WDP	m ³	7,64E-04	1,73E-03	3,28E-04	2,83E-03	5,61E-04
-----	----------------	----------	----------	----------	----------	----------

GWP-total: Global Warming Potential; **GWP-fossil:** Global Warming Potential fossil fuels; **GWP-biogenic:** Global Warming Potential biogenic; **GWP-LULUC:** Global Warming Potential land use and land use change; **ODP:** Depletion potential of the stratospheric ozone layer; **AP:** Acidification potential, Accumulated Exceedance; **EP-freshwater:** Eutrophication potential, fraction of nutrients reaching freshwater end compartment; **EP-marine:** Eutrophication potential, fraction of nutrients reaching freshwater end compartment; **EP-terrestrial:** Eutrophication potential, Accumulated Exceedance; **POCP:** Formation potential of tropospheric ozone; **ADP-M&M:** Abiotic depletion potential for non-fossil resources (minerals and metals); **ADP-fossil:** Abiotic depletion potential for fossil resources; **WDP:** Water deprivation potential, deprivation weighted water consumption

Additional environmental impact indicators– Bulk salt from storage in Oslo

Indicator	Unit	A1	A2	A3	A1-A3	A4
PM	Disease incidence	1,63E-09	8,34E-10	5,33E-11	2,51E-09	9,89E-10
IRP	kBq U235 eq.	1,96E-04	1,13E-03	1,31E-05	1,34E-03	6,68E-04
ETP-fw	CTUe	9,16E+00	2,60E-01	1,06E-02	9,43E+00	1,18E-01
HTP-c	CTUh	3,78E-12	2,31E-11	1,06E-12	2,79E-11	3,77E-12
HTP-nc	CTUh	8,45E-11	2,03E-10	8,10E-12	2,96E-10	1,65E-10
SQP	Dimensionless	3,11E-02	1,42E-01	2,06E-02	1,94E-01	8,46E-02

PM: Particulate matter emissions; **IRP:** Ionising radiation, human health; **ETP-fw:** Ecotoxicity (freshwater); **ETP-c:** Human toxicity, cancer effects; **HTP-nc:** Human toxicity, non-cancer effects; **SQP:** Land use related impacts / soil quality

Additional environmental impact indicators– Bulk salt from storage in Trondheim

Indicator	Unit	A1	A2	A3	A1-A3	A4
PM	Disease incidence	1,63E-09	1,07E-09	1,42E-10	2,84E-09	1,65E-09
IRP	kBq U235 eq.	1,96E-04	1,57E-03	3,49E-05	1,80E-03	1,11E-03
ETP-fw	CTUe	9,16E+00	3,21E-01	2,83E-02	9,51E+00	1,97E-01
HTP-c	CTUh	3,78E-12	2,84E-11	2,83E-12	3,50E-11	6,29E-12
HTP-nc	CTUh	8,45E-11	2,40E-10	2,16E-11	3,46E-10	2,75E-10
SQP	Dimensionless	3,11E-02	1,56E-01	5,49E-02	2,42E-01	1,41E-01

PM: Particulate matter emissions; **IRP:** Ionising radiation, human health; **ETP-fw:** Ecotoxicity (freshwater); **ETP-c:** Human toxicity, cancer effects; **HTP-nc:** Human toxicity, non-cancer effects; **SQP:** Land use related impacts / soil quality

Classification of disclaimers to the declaration of core and additional environmental impact indicators

ILCD classification	Indicator	Disclaimer
ILCD type / level 1	Global warming potential (GWP)	None
	Depletion potential of the stratospheric ozone layer (ODP)	None
	Potential incidence of disease due to PM emissions (PM)	None

ILCD type / level 2	Acidification potential, Accumulated Exceedance (AP)	None
	Eutrophication potential, Fraction of nutrients reaching marine end compartment (EP-marine)	None
	Eutrophication potential, Accumulated Exceedance (EP-terrestrial)	None
	Formation potential of tropospheric ozone (POCP)	None
ILCD type / level 3	Potential Human exposure efficiency relative to U235 (IRP)	1
	Abiotic depletion potential for non-fossil resources (ADP-minerals&metals)	2
	Abiotic depletion potential for fossil resources (ADP-fossil)	2
	Water (user) deprivation potential, deprivation-weighted water consumption (WDP)	2
	Potential Comparative Toxic Unit for ecosystems (ETP-fw)	2
	Potential Comparative Toxic Unit for humans (HTP-c)	2
	Potential Comparative Toxic Unit for humans (HTP-nc)	2
Potential Soil quality index (SQP)	2	
<p>Disclaimer 1 – This impact category deals mainly with the eventual impact of low dose ionizing radiation on human health of the nuclear fuel cycle. It does not consider effects due to possible nuclear accidents, occupational exposure nor due to radioactive waste disposal in underground facilities. Potential ionizing radiation from the soil, from radon and from some construction materials is also not measured by this indicator.</p> <p>Disclaimer 2 – The results of this environmental impact indicator shall be used with care as the uncertainties on these results are high or as there is limited experienced with the indicator</p>		

Resource use - Bulk salt from storage in Oslo

Parameter	Unit	A1	A2	A3	A1-A3	A4
RPEE	MJ	4,99E-03	2,60E-02	1,52E-03	3,25E-02	1,65E-03
RPEM	MJ	0,00E+00	0,00E+00	0,00E+00	0,00E+00	0,00E+00
TPE	MJ	4,99E-03	2,60E-02	1,52E-03	3,25E-02	1,65E-03
NRPE	MJ	1,41E-01	3,08E-01	4,71E-03	4,54E-01	1,52E-01
NRPM	MJ	1,09E-06	0,00E+00	0,00E+00	1,09E-06	0,00E+00
TRPE	MJ	1,41E-01	3,08E-01	4,71E-03	4,54E-01	1,52E-01
SM	kg	0,00E+00	0,00E+00	0,00E+00	0,00E+00	0,00E+00
RSF	MJ	0,00E+00	0,00E+00	0,00E+00	0,00E+00	0,00E+00
NRSF	MJ	0,00E+00	0,00E+00	0,00E+00	0,00E+00	0,00E+00
W	m ³	3,50E-05	1,08E-04	3,79E-06	1,47E-04	1,29E-05

RPEE Renewable primary energy resources used as energy carrier; RPEM Renewable primary energy resources used as raw materials; TPE Total use of renewable primary energy resources; NRPE Non renewable primary energy resources used as energy carrier; NRPM Non renewable primary energy resources used as materials; TRPE Total use of non renewable primary energy resources; SM Use of secondary materials; RSF Use of renewable secondary fuels; NRSF Use of non renewable secondary fuels; W Use of net fresh water

Resource use - Bulk salt from storage in Trondheim

Parameter	Unit	A1	A2	A3	A1-A3	A4
RPEE	MJ	4,99E-03	2,66E-02	4,06E-03	3,57E-02	2,74E-03
RPEM	MJ	0,00E+00	0,00E+00	0,00E+00	0,00E+00	0,00E+00
TPE	MJ	4,99E-03	2,66E-02	4,06E-03	3,57E-02	2,74E-03
NRPE	MJ	1,41E-01	4,10E-01	1,26E-02	5,63E-01	2,54E-01
NRPM	MJ	1,09E-06	0,00E+00	0,00E+00	1,09E-06	0,00E+00
TRPE	MJ	1,41E-01	4,10E-01	1,26E-02	5,63E-01	2,54E-01
SM	kg	0,00E+00	0,00E+00	0,00E+00	0,00E+00	0,00E+00
RSF	MJ	0,00E+00	0,00E+00	0,00E+00	0,00E+00	0,00E+00
NRSF	MJ	0,00E+00	0,00E+00	0,00E+00	0,00E+00	0,00E+00
W	m ³	3,50E-05	1,08E-04	3,79E-06	1,47E-04	1,29E-05

RPEE Renewable primary energy resources used as energy carrier; RPEM Renewable primary energy resources used as raw materials; TPE Total use of renewable primary energy resources; NRPE Non renewable primary energy resources used as energy carrier; NRPM Non renewable primary energy resources used as materials; TRPE Total use of non renewable primary energy resources; SM Use of secondary materials; RSF Use of renewable secondary fuels; NRSF Use of non renewable secondary fuels; W Use of net fresh water

End of life – Waste – Bulk salt from storage in Oslo

Parameter	Unit	A1	A2	A3	A1-A3	A4
HW	kg	2,80E-07	3,39E-07	5,64E-08	6,75E-07	4,01E-07
NHW	kg	4,99E-04	3,17E-03	5,56E-04	4,22E-03	5,59E-03
RW	kg	2,80E-07	1,56E-06	1,54E-08	1,86E-06	1,05E-06

HW Hazardous waste disposed; NHW Non hazardous waste disposed; RW Radioactive waste disposed

End of life – Waste – Bulk salt from storage in Trondheim

Parameter	Unit	A1	A2	A3	A1-A3	A4
HW	kg	2,80E-07	4,29E-07	1,50E-07	8,59E-07	6,68E-07
NHW	kg	4,99E-04	3,41E-03	1,48E-03	5,39E-03	9,32E-03
RW	kg	2,80E-07	2,27E-06	4,11E-08	2,59E-06	1,76E-06

HW Hazardous waste disposed; NHW Non hazardous waste disposed; RW Radioactive waste disposed

End of life – Output Flows – Bulk salt from storage in Oslo

Parameter	Unit	A1	A2	A3	A1-A3	A4
CR	kg	0,00E+00	0,00E+00	0,00E+00	0,00E+00	0,00E+00
MR	kg	0,00E+00	0,00E+00	0,00E+00	0,00E+00	0,00E+00
MER	kg	0,00E+00	0,00E+00	0,00E+00	0,00E+00	0,00E+00
EEE	MJ	0,00E+00	0,00E+00	0,00E+00	0,00E+00	0,00E+00
ETE	MJ	0,00E+00	0,00E+00	0,00E+00	0,00E+00	0,00E+00

CR Components for reuse; MR Materials for recycling; MER Materials for energy recovery; EEE Exported electric energy; ETE Exported thermal energy

End of life – Output Flows – Bulk salt from storage in Trondheim

Parameter	Unit	A1	A2	A3	A1-A3	A4
CR	kg	0,00E+00	0,00E+00	0,00E+00	0,00E+00	0,00E+00
MR	kg	0,00E+00	0,00E+00	0,00E+00	0,00E+00	0,00E+00
MER	kg	0,00E+00	0,00E+00	0,00E+00	0,00E+00	0,00E+00
EEE	MJ	0,00E+00	0,00E+00	0,00E+00	0,00E+00	0,00E+00
ETE	MJ	0,00E+00	0,00E+00	0,00E+00	0,00E+00	0,00E+00

CR Components for reuse; MR Materials for recycling; MER Materials for energy recovery; EEE Exported electric energy; ETE Exported thermal energy

Reading example: $9,0 \text{ E-}03 = 9,0 \cdot 10^{-3} = 0,009$

Information describing the biogenic carbon content at the factory gate

Innhold av biogent karbon	Enhet	Verdi
Biogenic carbon content in product	kg C	0
Biogenic carbon content in the accompanying packaging	kg C	Not relevant*

*The product is transported in bulk, with no packaging

Additional Norwegian requirements

Greenhouse gas emission from the use of electricity in the manufacturing phase

Since the main part of the energy consumption and environmental impacts related to this salt product is stemming from the A1 module – extraction and processing, the emission factor used for electricity consumption in A1 is shown below. There is no direct energy usage in A3, as the salt is stored at cold storages.

A1 takes place in Germany. The salt extraction company covers a large share of their energy consumption with internally produced energy from their own combined heat and power plant. The rest is bought externally. For this externally produced electricity, an average German national grid mix including import is used. For the internally produced energy, emission factors are calculated based on specific data for the CHP plant provided by the salt extraction company.

The emission factors include production of transmission grid, in addition to direct emissions and distribution losses.

The table shows the resulting average electricity mix applied for all electricity consumption in A1:

Electricity mix	Data source	GWP total	Value
Average electricity mix applied in A1	Average of internally produced electricity (specific data) and bought electricity from the grid (Ecoinvent, national German average consumption mix)	448	g CO ₂ eq./kWh

Hazardous substances

- The product contains no substances given by the REACH Candidate list or the Norwegian priority list.
- The product contains substances given by the REACH Candidate list or the Norwegian priority list that are less than 0,1 % by weight.
- The product contain dangerous substances, more then 0,1% by weight, given by the REACH Candidate List or the Norwegian Priority list, see table.
- The product contains no substances given by the REACH Candidate list or the Norwegian priority list. The product is classified as hazardous waste (Avfallsforskriften, Annex III), see table.

Name	CAS no.	Amount

Indoor environment

Not relevant






Additional information

GWP values for 1 kg of sodium chloride delivered in bulk from additional storage locations are shown in the table below.

Storage location	Unit	GWP values A1-A3			
		GWP-total	GWP-fossil	GWP-biogenic	GWP-LULUC
Arendal, Norway	kg CO2 eq.	3,47E-02	3,38E-02	9,19E-04	3,00E-05
Bergen, Norway	kg CO2 eq.	3,86E-02	3,76E-02	9,20E-04	3,27E-05
Harstad, Norway	kg CO2 eq.	5,02E-02	4,92E-02	9,21E-04	4,08E-05
Larvik, Norway	kg CO2 eq.	3,49E-02	3,40E-02	9,19E-04	3,02E-05
Skien, Norway	kg CO2 eq.	3,50E-02	3,41E-02	9,19E-04	3,02E-05
Ålesund, Norway	kg CO2 eq.	4,11E-02	4,01E-02	9,20E-04	3,44E-05
Stockholm, Sweden	kg CO2 ekv	3,81E-02	3,72E-02	9,20E-04	3,24E-05
Fredricia, Denmark	kg CO2 eq.	3,10E-02	2,99E-02	1,02E-03	2,72E-05
Køge, Denmark	kg CO2 eq.	3,03E-02	2,93E-02	1,02E-03	2,67E-05
Aarhus, Denmark	kg CO2 ekv	3,11E-02	3,00E-02	1,02E-03	2,73E-05

Bibliography

ISO 14025:2010	Environmental labels and declarations - Type III environmental declarations - Principles and procedures
ISO 14044:2006	Environmental management - Life cycle assessment - Requirements and guidelines
EN 15804:2012+A2:2019	Sustainability of construction works - Environmental product declaration - Core rules for the product category of construction products
Environdec 2021.	Basic Chemicals 2021:03 v.1.1.
ISO 9001:2015	Quality management systems – Requirements
Skullestad, Julie Lyslo (2022)	LCA-report for sodium chloride from rock salt, Aase Teknikk AS

 Global program operator	Program Operator		
	The Norwegian EPD Foundation	phone	+47 23 08 80 00
	Post Box 5250 Majorstuen, 0303 Oslo	e-mail	post@epd-norge.no
	Norway	web	www.epd-norge.no
 Global program operator	Publisher		
	The Norwegian EPD Foundation	phone	+47 23 08 80 00
	Post Box 5250 Majorstuen, 0303 Oslo	e-mail	post@epd-norge.no
	Norway	web	www.epd-norge.no
	Owner of the declaration		
	GC Rieber Salt	phone	+46 706 295 165
	Cort Adlers gate 17, 0265 Oslo	e-mail	salt@gcrieber.com
	0254 Oslo	web	www.gcrieber-salt.com
	Author of the life cycle assesment		
	Julie Lyslo Skullestad	phone	+47 988 19 843
	Aase Teknikk AS	e-mail	julie.skullestad@aase.no
	Fyrstikkalleen 7, 0661 Oslo, Norge	web	www.aase.no
	ECO Platform	web	www.eco-platform.org
	ECO Portal	web	ECO Portal

EPD for the best environmental decision



Global
Program
Operator