



EPD

Environmental Product Declaration



Circuit breaker VD4-UniCab IS 24.06-08.12-16-20 P300 Direct replacement solution for ABB SACE RM and SFA circuit breakers with lateral operating mechanism installed in UniCab IS switchgear

Production site: ABB Dalmine



DOCUMENT KIND Environmental Product Declaration	IN COMPLIANCE WITH ISO 14025 and EN 50693			
PROGRAM OPERATOR The Norwegian EPD Foundation	PUBLISHER The Norwegian EPD Foundation			
REGISTRATION NUMBER OF THE PROGRAM OPERATOR NEPD-7176-6574-EN	ISSUE DATE 2024-07-30			
VALID TO 2029-07-30	STATUS Approved	SECURITY LEVEL Public		
OWNING ORGANIZATION ABB Switzerland Ltd, Group Technology Management	ABB DOCUMENT ID 1VCD900061R0001	REV. S2846	LANG. EN	PAGE 1/18

© Copyright 2023 ABB. All rights reserved.

EPD Owner	ABB Switzerland Ltd, Group Technology Management		
Organization No.	CHE-101.538.426		
Manufacturer name and address	ABB S.p.A. Via Friuli, 4, 24044 Dalmine, Italy		
Company contact	Stefano Magoni – stefano.magoni@it.abb.com ELSE R&D IT Apparatus & Service Manager		
Program operator	The Norwegian EPD Foundation Post Box 5250 Majorstuen, 0303 Oslo, Norway phone: +47 23 08 80 00, email: post@epd-norge.no		
Declared product	VD4-UniCab IS 24.06-08.12-16-20 P300		
Product description	VD4-UniCab IS breakers are used in electrical distribution for control and protection of cables, transformer and distribution substations, motors and transformers. The Scope of the Medium voltage circuit breakers is to interrupt an electric current with a mechanical actuator.		
Functional unit	To manage and protect the electrical continuity of the circuit to which it is applied, at a use rate of 30% of service life and load factor of 50% of the rated current. during a service life of 20 years in Europe.		
Reference flow	A single VD4-UniCab IS circuit breaker, including related accessories and packaging.		
Independent verification	Independent verification of the declaration and data, according to ISO 14025:2010 <input type="checkbox"/> INTERNAL <input checked="" type="checkbox"/> EXTERNAL Independent verifier approved by EPD-Norge: Elisabet Amat Signature: 		
Approved by	Håkon Hauan, CEO EPD-Norge Signature: 		
Reference PCR	EN 50693:2019 – Product Category Rules for Life Cycle Assessments of Electronic and Electrical Products and Systems. EPDIItaly007 – Electronic and Electrical Products and Systems, Rev. 3.0, 2023/01/13. EPDIItaly012 – Electronic and Electrical Products and Systems – Switches, Rev. 0, 2020/03/16.		
Program instructions	The Norwegian EPD Foundation/EPD-Norge, General Programme Instructions 2019, Version 3.0, 2019/04/24.		
LCA study	This EPD is based on the LCA study described in the LCA report 1VCD900064R0001.		
EPD type	Specific product		
EPD scope	Cradle-to-grave		
Product RSL	20 years		
Geographical representativeness	Manufacturing (suppliers): Global	Manufacturing (ABB): Italy	Downstream: Europe
Reference year	2023		
LCA software	SimaPro 9.5 (2023)		
LCI database	Ecoinvent v3.9.1 (2022)		
Comparability	EPDs published within the same product category, though originating from different programs, may not be comparable. Full conformance with a PCR allows EPD comparability only when all stages of a life cycle have been considered. However, variations and deviations are possible.		
Liability	The owner of the declaration shall be liable for the underlying information and evidence. EPD-Norge shall not be liable with respect to manufacturer, life cycle assessment data, and evidence.		

STATUS	SECURITY LEVEL	DOCUMENT ID.	REV.	LANG.	PAGE
Approved	Public	1VCD900061R0001	S2846	EN	2/18

Contents

Sustainability at ABB4

General Information5

Constituent Materials6

LCA Background Information8

Inventory Analysis10

Environmental Indicators12

Sensitivity analysis14

Additional Environmental Information16

References18

STATUS	SECURITY LEVEL	DOCUMENT ID.	REV.	LANG.	PAGE
Approved	Public	1VCD900061R0001	S2846	EN	3/18



Sustainability at ABB

ABB is a leading global technology company that energizes the transformation of society and industry to achieve a more productive, sustainable future. By connecting software to its electrification, robotics, automation, and motion portfolio, ABB pushes the boundaries of technology to drive performance to new levels.

At ABB, we actively contribute to a more sustainable world, leading by example in our own operations and partnering with customers and suppliers to enable a low-carbon society, preserve resources, and promote social progress.

Learn more on our website global.abb/group/en/sustainability or scan the QR code.



STATUS	SECURITY LEVEL	DOCUMENT ID.	REV.	LANG.	PAGE
Approved	Public	1VCD900061R0001	S2846	EN	4/18



General Information

This Environmental Product Declaration is a “specific product EPD”, and the declared product is the VD4-UniCab IS 24.06-08.12-16-20 P300, including related accessories and packaging.

VD4-UniCab IS breakers are used in electrical distribution for control and protection of cables, transformer and distribution substations, motors and transformers. The Scope of the Medium voltage circuit breakers is to interrupt an electric current with a mechanical actuator.

General technical information of the product is presented below.

Description		Config. 1 (Ref. product)	Config. 2	Config. 3	Config. 4
Config.	Circuit Breaker	VD4-UniCab IS	VD4-UniCab IS-h	VD4-UniCab IS	VD4-UniCab IS-h
Size	Weight [kg]	146.64	148.93	146.55	148.83
Ratings	Rated voltage [kV]	24	24	24	24
	Rated current [A]	630	630	800	800
	Rated short circuit breaking current [kA]	12-16-20	12-16-20	12-16-20	12-16-20

VD4-UniCab IS is the base circuit breaker, VD4-UniCab IS-h presents an additional protection compared to the base circuit breaker.

The product is manufactured by ABB Dalmine located in Italy. The manufacturing site is certified according to the following standards:

- ISO 9001:2015 – Quality Management Systems
- ISO 14001:2015 – Environmental Management Systems
- ISO 45001:2018 – Occupational Health and Safety Management Systems
- ISO 50001:2018 – Energy management systems

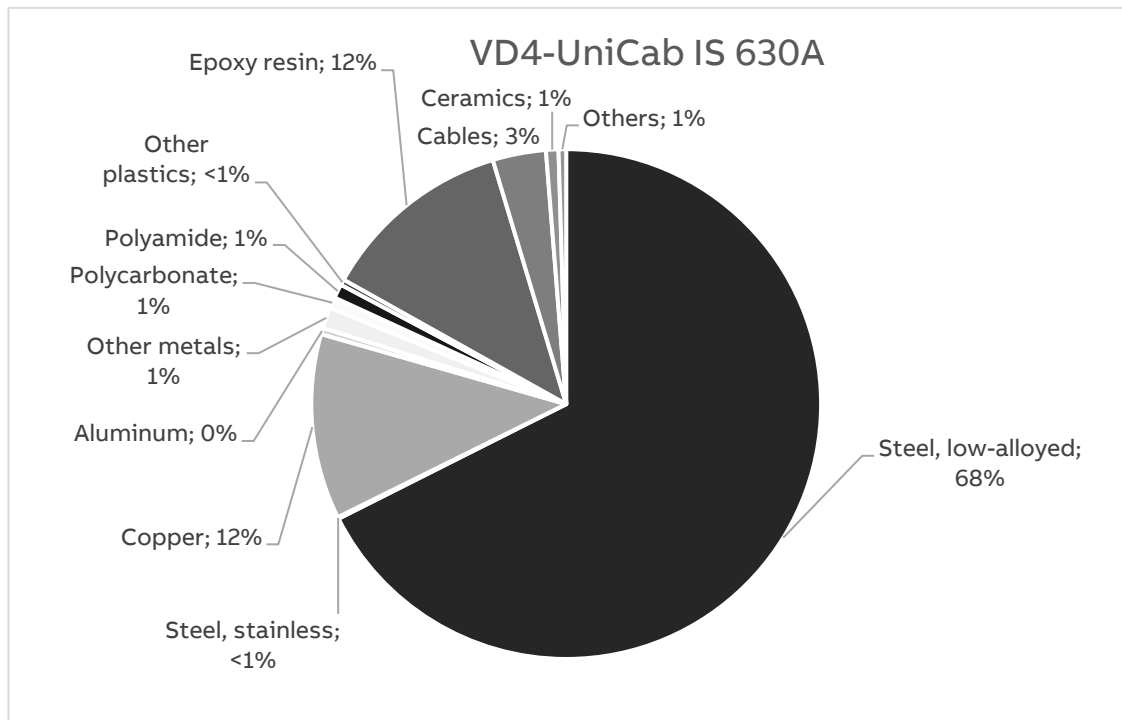
STATUS	SECURITY LEVEL	DOCUMENT ID.	REV.	LANG.	PAGE
Approved	Public	1VCD900061R0001	S2846	EN	5/18



Constituent Materials

The constituent materials of VD4-UniCab IS 630A are presented below.

Type	Material	Weight [kg]	Weight %
Metals	Steel, low-alloyed	78.65	67.56
	Steel, stainless	0.126	0.108
	Copper	13.67	11.74
	Aluminum	0.465	0.39
	Other metals	1.55	1.33
Plastics	Polycarbonate	0.817	0.70
	Polyamide	1.04	0.89
	Other plastics	0.422	0.36
Others	Epoxy resin	14.24	12.23
	Cables	3.93	3.37
	Ceramics	0.92	0.79
	Others	0.56	0.48
Total		116.41	100



The constituent materials of the packaging are presented below.

Material	Weight [kg]	Weight %
Cardboard	0.45	1.49%
Plastics	0.62	2.05%
Wood	29.00	95.93%
Steel	0.16	0.53%
Total	30.23	100

STATUS	SECURITY LEVEL	DOCUMENT ID.	REV.	LANG.	PAGE
Approved	Public	1VCD900061R0001	S2846	EN	7/18



LCA Background Information

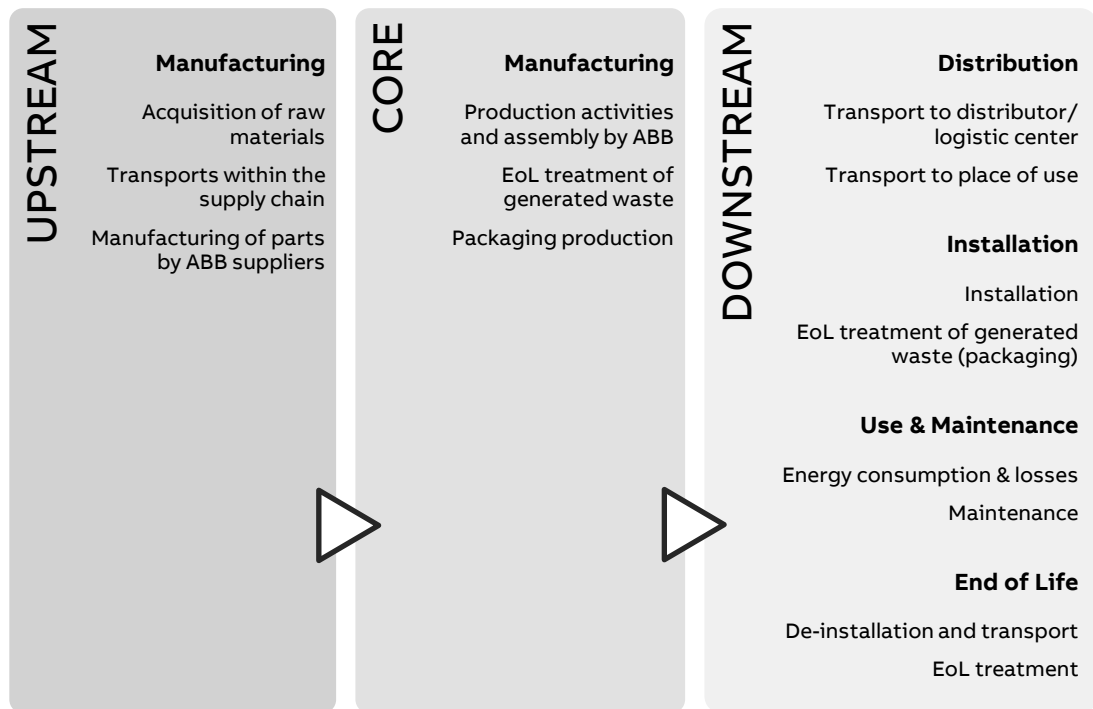
Functional Unit

The functional unit of this study is to manage and protect the electrical continuity of the circuit to which it is applied, at a use rate of 30% of service life and load factor of 50% of the rated current. during a service life of 20 years in Europe. The reference flow is a single VD4-UniCab IS device, including related accessories and packaging.

Note, the reference service life (RSL) of 20 years is a theoretical period selected for calculation purposes only – this is not representative for the minimum, average, nor actual service life of the product.

System Boundaries

The life cycle assessment is a “cradle-to-grave” analysis, and the system boundaries are defined according to EN 50693, as required by the PCR. For transparency reasons, the manufacturing stage is further divided into an upstream and core stage.



Data quality

Both primary and secondary data are used. The main sources for primary data are the bill of materials (BOM) and technical drawings and size specific foreground data provided by ABB.

For all processes for which primary data are not available, generic background data originating from the ecoinvent v3.9.1 database, with system model “allocation, cut-off by classification”, are used. The database Industry Data 2.0 is also used for material ElectroGalvanized steel and polyoxymethylene which is not available by ecoinvent. The LCA software used for the calculations is SimaPro 9.5.

STATUS	SECURITY LEVEL	DOCUMENT ID.	REV.	LANG.	PAGE
Approved	Public	1VCD900061R0001	S2846	EN	8/18

Allocation rules

The utility consumption and waste generation by ABB, in the core manufacturing stage, is allocated to the production of one reference product according to applicable rules. For the end-of-life allocation, the “Polluter Pays” principle is adopted according to what is defined in the CEN/TR 16970 standard. However, the potential benefits and avoided loads from recovery and recycling processes are not considered because it is not required by the PCR.

Cut-off criteria

According to PCR EPDIItaly007 “Electronic and electrical products and systems, the cut-off criteria can be set to a maximum of 5% of the overall environmental impacts. According to PCR EPDIItaly012, in this LCA, grease has been excluded as its weight is negligible. In addition, production, use and disposal of the packaging of components and semi-finished intermediates have been excluded for the same reason as stated before.

STATUS	SECURITY LEVEL	DOCUMENT ID.	REV.	LANG.	PAGE
Approved	Public	1VCD900061R0001	S2846	EN	9/18



Inventory Analysis

Manufacturing Stage (upstream)

The life cycle inventory in the upstream manufacturing stage is based on the primary data available from ABB. Datasets are applied accordingly, to the best of our knowledge, to represent each material, manufacturing process, and surface treatment.

Additionally, supply chain transports are added as far as data is available between ABB, the suppliers, and sub-suppliers. Only primary suppliers are considered. The rest of the transports are assumed to already be included in ecoinvent's "market for"-processes.

Manufacturing Stage (core)

In the core manufacturing stage, utility consumption and waste generation at the ABB manufacturing site are accounted for. The packaging materials and accessories associated with the product are also considered. Modelling decisions and assumptions that are highly relevant to the results are as following:

- 100% renewable electricity is considered, which is procured by the ABB manufacturing site through Cancellation Statement.

Distribution

The transport distance from the ABB manufacturing site to the site of installation is assumed to be 300 km by lorry, as suggested by the PCR EPDIItaly012, as the actual distance is unknown.

	Dataset	Amount	Unit	Represent.
Transport	Transport, freight, lorry 16-32 metric ton, EURO4 {RER}	300	km	PCR

Installation

The installation phase only implies manual activities, and no energy is consumed. Therefore, this phase only considers the end-of-life of the packaging materials used.

	Scenario	Transport	Representation
Packaging End-of-Life	Packaging waste by waste management operations (Eurostat, 2020)	100 km by lorry (assumption)	Europe

Use

The use stage considers the reference power consumption over the reference service life as defined in the functional unit. This is calculated using the following formula, according to PCR EPDIItaly012:

$$E_{use}[kWh] = \frac{P_{use} * 8760 * RSL * \alpha}{1000} = \frac{5.64 \text{ W} * 8760 \text{ hours} * 20 \text{ years} * 30 \%}{1000} = 296,48 \text{ kWh}$$

Where:

- E_{use} = Total energy use over the reference service life

STATUS	SECURITY LEVEL	DOCUMENT ID.	REV.	LANG.	PAGE
Approved	Public	1VCD900061R0001	S2846	EN	10/18

- P_{use} = Reference power consumption in watts
- RSL = Reference Service Life in years
- α = Use time rate
- 8760 is the number of hours in a year.
- 1000 is the conversion factor from W to kW

The LCA is based on the product with Rated current 630A, and a sensitivity analysis have been carried out for the product with 800A and -h versions to evaluate its impact in the Use stage.

Because the product is sold globally and is not limited to any specific country, the latest energy mix of the European Union is adopted as suggested by the standard EN 50693.

	Dataset	Amount	Unit
Energy	European energy mix; <i>Electricity, medium voltage {RER} market group for Cut-off, S</i>	0.362	kg CO ₂ -eq./kWh

As far as maintenance is concerned, it is assumed that there are no scheduled interventions during the product's service life, according to PCR EPDIItaly012.

End of life

Decommissioning of the product only implies manual activities, and no energy is consumed. Therefore, this phase only considers the end-of-life of the product.

	Scenario	Transport	Representation
Product End-of-Life	IEC/TR 62635 (Annex D.3) *	100 km by lorry (assumption)	Europe

*A conservative approach is adopted by considering all parts as either: requiring selective treatment, difficult to process, or going through a separation process; no individual part is considered as a single recyclable material.

STATUS	SECURITY LEVEL	DOCUMENT ID.	REV.	LANG.	PAGE
Approved	Public	1VCD900061R0001	S2846	EN	11/18



Environmental Indicators

In accordance with the PCR EPDItaly007, the environmental impact indicators are determined by using the characterization factors and impact assessment methods specified in EN 15804:2012+A2:2019.

VD4-UniCab IS 630 A.

Impact category	Unit	Total	Cradle-to-grave					
			UPSTREAM	CORE	DOWNSTREAM			
			Manufacturing		Distribution	Installation	Use and maintenance	End-of-life
GWP – total	kg CO ₂ eq.	8.03E+02	6.80E+02	-2.33E+01	8.93E+00	1.49E+01	1.07E+02	1.56E+01
GWP – fossil	kg CO ₂ eq.	8.04E+02	6.65E+02	1.35E+01	8.91E+00	1.48E+00	1.03E+02	1.21E+01
GWP – biogenic	kg CO ₂ eq.	-2.10E+00	1.41E+01	-3.69E+01	8.12E-03	1.34E+01	3.81E+00	3.47E+00
GWP – luluc	kg CO ₂ eq.	1.17E+00	8.39E-01	5.00E-02	4.36E-03	4.81E-04	2.58E-01	1.53E-02
ODP	kg CFC-11 eq.	2.18E-05	1.92E-05	3.85E-07	1.95E-07	1.94E-08	1.85E-06	1.32E-07
AP	mol H+ eq.	1.45E+01	1.38E+01	5.98E-02	3.69E-02	5.14E-03	5.18E-01	5.63E-02
EP – freshwater	kg P eq.	1.27E+00	1.17E+00	3.82E-03	6.28E-04	1.39E-04	9.41E-02	3.83E-03
EP – marine	kg N eq.	1.29E+00	1.13E+00	1.87E-02	1.41E-02	6.51E-03	9.21E-02	2.19E-02
EP – terrestrial	mol N eq.	1.53E+01	1.39E+01	1.85E-01	1.50E-01	2.22E-02	8.12E-01	1.50E-01
POCP	kg NMVOC eq.	4.81E+00	4.36E+00	7.86E-02	5.40E-02	7.35E-03	2.62E-01	4.69E-02
ADP – minerals and metals	kg Sb eq.	1.81E-01	1.81E-01	7.90E-05	2.88E-05	2.73E-06	2.05E-04	9.86E-05
ADP – fossil	MJ, net calorific value	1.18E+04	8.87E+03	2.30E+02	1.27E+02	1.32E+01	2.37E+03	1.37E+02
WDP	m ³ eq.	2.54E+02	2.22E+02	4.87E+00	5.16E-01	9.82E-02	2.43E+01	1.63E+00

GWP-fossil: Global Warming Potential fossil; GWP-biogenic: Global Warming Potential biogenic; GWP-luluc: Global Warming Potential land use and land use change; ODP: Depletion potential of the stratospheric ozone layer; AP: Acidification potential; EP-freshwater: Eutrophication potential-freshwater compartment; EP-marine: Eutrophication potential-marine compartment; EP-terrestrial: Eutrophication potential-accumulated exceedance; POCP: Formation potential of tropospheric ozone; ADP-minerals & metals: Abiotic Depletion for non-fossil resources potential; ADP-fossil: Abiotic Depletion for fossil resources potential; WDP: Water deprivation potential.

STATUS	SECURITY LEVEL	DOCUMENT ID.	REV.	LANG.	PAGE
Approved	Public	1VCD900061R0001	S2846	EN	12/18

ENVIRONMENTAL PRODUCT DECLARATION

Resource use parameters	Unit	Total	Cradle-to-gate		Cradle-to-grave			
			UPSTREAM	CORE	DOWNSTREAM			
			Manufacturing		Distribution	Installation	Use and maintenance	End-of-life
PENRE	MJ, low cal. value	1.17E+04	8.77E+03	2.30E+02	1.27E+02	1.32E+01	2.37E+03	1.37E+02
PERE	MJ, low cal. value	2.31E+03	1.15E+03	6.88E+02	1.97E+00	2.60E-01	4.56E+02	1.34E+01
PENRM	MJ, low cal. value	9.43E+01	9.43E+01	0.00E+00	0.00E+00	0.00E+00	0.00E+00	0.00E+00
PERM	MJ, low cal. value	4.95E+01	4.95E+01	0.00E+00	0.00E+00	0.00E+00	0.00E+00	0.00E+00
PENRT	MJ, low cal. value	1.17E+04	8.87E+03	2.30E+02	1.27E+02	1.32E+01	2.37E+03	1.37E+02
PERT	MJ, low cal. value	2.36E+03	1.20E+03	6.88E+02	1.97E+00	2.60E-01	4.56E+02	1.34E+01
FW	m ³	8.76E+00	6.67E+00	1.48E-01	1.81E-02	3.57E-03	1.86E+00	6.31E-02
MS	kg	3.20E+01	2.98E+01	2.19E+00	0.00E+00	0.00E+00	0.00E+00	0.00E+00
RSF	MJ	0.00E+00	0.00E+00	0.00E+00	0.00E+00	0.00E+00	0.00E+00	0.00E+00
NRSF	MJ	0.00E+00	0.00E+00	0.00E+00	0.00E+00	0.00E+00	0.00E+00	0.00E+00

PENRE: Use of non-renewable primary energy excluding non-renewable primary energy resources used as raw material; PERE: Use of renewable primary energy excluding renewable primary energy resources used as raw material; PENRM: Use of non-renewable primary energy resources used as raw material; PERM: Use of renewable primary energy resources used as raw material; PENRT: Total use of non-renewable primary energy resources (primary energy and primary energy resources used as raw materials); PERT: Total use of renewable primary energy resources (primary energy and primary energy resources used as raw materials); FW: Net use of fresh water; MS: Use of secondary materials; RFS: Use of renewable secondary fuels; NRSF: Use of non-renewable secondary fuels.

System output indicators	Unit	Total	Cradle-to-gate		Cradle-to-grave			
			UPSTREAM	CORE	DOWNSTREAM			
			Manufacturing		Distribution	Installation	Use and maintenance	End-of-life
HWD	kg	1.24E-01	1.18E-01	1.01E-03	8.10E-04	7.56E-05	3.01E-03	5.16E-04
NHWD	kg	2.59E+02	1.98E+02	4.09E+00	6.22E+00	1.22E+01	6.51E+00	3.20E+01
RWD	kg	3.24E-02	1.45E-02	2.53E-04	4.13E-05	4.91E-06	1.73E-02	2.69E-04
MER	kg	1.20E+01	2.02E+00	4.30E-01	0.00E+00	8.66E+00	0.00E+00	8.47E-01
MFR	kg	1.22E+02	2.03E+01	4.51E+00	0.00E+00	9.97E+00	0.00E+00	8.74E+01
CRU	kg	0.00E+00	0.00E+00	0.00E+00	0.00E+00	0.00E+00	0.00E+00	0.00E+00
ETE	MJ	5.09E+01	9.36E+00	2.04E+00	0.00E+00	3.57E+01	0.00E+00	3.78E+00
EEE	MJ	2.78E+01	4.73E+00	1.13E+00	0.00E+00	1.98E+01	0.00E+00	2.10E+00

HWD: hazardous waste disposed; NHWD: non-hazardous waste disposed; RWD: radioactive waste disposed; MER: materials for energy recovery; MFR: material for recycling; CRU: components for reuse; ETE: exported thermal energy; EEE: exported electricity energy.

STATUS	SECURITY LEVEL	DOCUMENT ID.	REV.	LANG.	PAGE
Approved	Public	1VCD900061R0001	S2846	EN	13/18



Sensitivity analysis

This chapter presents the results of sensitivity analyses, to have a complete understanding of the impacts of a different use phase and of different product configurations.

VD4-UniCab IS 800A.

Impact category	Unit	Total	UPSTREAM	CORE	DOWNSTREAM			
			Manufacturing	Distribution	Installation	Use and maintenance	End-of-life	
GWP – total	kg CO ₂ eq.	8.68E+02	6.80E+02	-2.33E+01	8.92E+00	1.49E+01	1.73E+02	1.55E+01
GWP – fossil	kg CO ₂ eq.	8.67E+02	6.65E+02	1.35E+01	8.91E+00	1.48E+00	1.66E+02	1.21E+01
GWP – biogenic	kg CO ₂ eq.	2.09E-01	1.41E+01	-3.69E+01	8.11E-03	1.34E+01	6.14E+00	3.47E+00
GWP – luluc	kg CO ₂ eq.	1.32E+00	8.39E-01	5.00E-02	4.36E-03	4.81E-04	4.16E-01	1.52E-02
ODP	kg CFC-11 eq.	2.29E-05	1.92E-05	3.85E-07	1.95E-07	1.94E-08	2.99E-06	1.32E-07
AP	mol H+ eq.	1.48E+01	1.38E+01	5.98E-02	3.69E-02	5.14E-03	8.35E-01	5.63E-02
EP – freshwater	kg P eq.	1.33E+00	1.17E+00	3.82E-03	6.28E-04	1.39E-04	1.52E-01	3.83E-03
EP – marine	kg N eq.	1.34E+00	1.13E+00	1.87E-02	1.41E-02	6.51E-03	1.48E-01	2.19E-02
EP – terrestrial	mol N eq.	1.57E+01	1.39E+01	1.85E-01	1.50E-01	2.22E-02	1.31E+00	1.50E-01
POCP	kg NMVOC eq.	4.97E+00	4.36E+00	7.86E-02	5.40E-02	7.35E-03	4.22E-01	4.68E-02
ADP – minerals and metals	kg Sb eq.	1.81E-01	1.81E-01	7.90E-05	2.88E-05	2.73E-06	3.31E-04	9.85E-05
ADP – fossil	MJ, net calorific value	1.32E+04	8.86E+03	2.30E+02	1.27E+02	1.32E+01	3.83E+03	1.37E+02
WDP	m ³ eq.	2.69E+02	2.22E+02	4.87E+00	5.16E-01	9.82E-02	3.91E+01	1.63E+00

STATUS	SECURITY LEVEL	DOCUMENT ID.	REV.	LANG.	PAGE
Approved	Public	1VCD900061R0001	S2846	EN	14/18

VD4-UniCab IS-h 630A.

Impact category	Unit	Total	UPSTREAM	CORE	DOWNSTREAM			
			Manufacturing		Distribution	Installation	Use and maintenance	End-of-life
GWP – total	kg CO ₂ eq.	8.10E+02	6.87E+02	-2.33E+01	9.05E+00	1.49E+01	1.07E+02	1.59E+01
GWP – fossil	kg CO ₂ eq.	8.11E+02	6.72E+02	1.35E+01	9.04E+00	1.48E+00	1.03E+02	1.23E+01
GWP – biogenic	kg CO ₂ eq.	-2.02E+00	1.41E+01	-3.69E+01	8.23E-03	1.34E+01	3.81E+00	3.54E+00
GWP – luluc	kg CO ₂ eq.	1.17E+00	8.45E-01	5.00E-02	4.42E-03	4.81E-04	2.58E-01	1.56E-02
ODP	kg CFC-11 eq.	2.19E-05	1.93E-05	3.85E-07	1.98E-07	1.94E-08	1.85E-06	1.35E-07
AP	mol H+ eq.	1.46E+01	1.39E+01	5.98E-02	3.74E-02	5.14E-03	5.18E-01	5.75E-02
EP – freshwater	kg P eq.	1.27E+00	1.17E+00	3.82E-03	6.37E-04	1.39E-04	9.41E-02	3.91E-03
EP – marine	kg N eq.	1.30E+00	1.14E+00	1.87E-02	1.43E-02	6.51E-03	9.21E-02	2.26E-02
EP – terrestrial	mol N eq.	1.56E+01	1.43E+01	1.85E-01	1.52E-01	2.22E-02	8.12E-01	1.53E-01
POCP	kg NMVOC eq.	4.84E+00	4.39E+00	7.86E-02	5.48E-02	7.35E-03	2.62E-01	4.78E-02
ADP – minerals and metals	kg Sb eq.	1.81E-01	1.81E-01	7.90E-05	2.92E-05	2.73E-06	2.05E-04	1.01E-04
ADP – fossil	MJ, net calorific value	1.18E+04	8.96E+03	2.30E+02	1.29E+02	1.32E+01	2.37E+03	1.40E+02
WDP	m ³ eq.	2.55E+02	2.24E+02	4.87E+00	5.24E-01	9.82E-02	2.43E+01	1.67E+00

VD4-UniCab IS-h 800A.

Impact category	Unit	Total	UPSTREAM	CORE	DOWNSTREAM			
			Manufacturing		Distribution	Installation	Use and maintenance	End-of-life
GWP – total	kg CO ₂ eq.	8.76E+02	6.86E+02	-2.33E+01	9.05E+00	1.49E+01	1.73E+02	1.59E+01
GWP – fossil	kg CO ₂ eq.	8.74E+02	6.71E+02	1.35E+01	9.04E+00	1.48E+00	1.66E+02	1.23E+01
GWP – biogenic	kg CO ₂ eq.	2.88E-01	1.41E+01	-3.69E+01	8.23E-03	1.34E+01	6.14E+00	3.54E+00
GWP – luluc	kg CO ₂ eq.	1.33E+00	8.45E-01	5.00E-02	4.42E-03	4.81E-04	4.16E-01	1.55E-02
ODP	kg CFC-11 eq.	2.30E-05	1.93E-05	3.85E-07	1.98E-07	1.94E-08	2.99E-06	1.35E-07
AP	mol H+ eq.	1.49E+01	1.39E+01	5.98E-02	3.74E-02	5.14E-03	8.35E-01	5.74E-02
EP – freshwater	kg P eq.	1.33E+00	1.17E+00	3.82E-03	6.37E-04	1.39E-04	1.52E-01	3.91E-03
EP – marine	kg N eq.	1.35E+00	1.14E+00	1.87E-02	1.43E-02	6.51E-03	1.48E-01	2.26E-02
EP – terrestrial	mol N eq.	1.61E+01	1.43E+01	1.85E-01	1.52E-01	2.22E-02	1.31E+00	1.53E-01
POCP	kg NMVOC eq.	5.00E+00	4.39E+00	7.86E-02	5.48E-02	7.35E-03	4.22E-01	4.78E-02
ADP – minerals and metals	kg Sb eq.	1.81E-01	1.81E-01	7.90E-05	2.92E-05	2.73E-06	3.31E-04	1.01E-04
ADP – fossil	MJ, net calorific value	1.33E+04	8.95E+03	2.30E+02	1.29E+02	1.32E+01	3.83E+03	1.40E+02
WDP	m ³ eq.	2.70E+02	2.24E+02	4.87E+00	5.24E-01	9.82E-02	3.91E+01	1.67E+00

STATUS	SECURITY LEVEL	DOCUMENT ID.	REV.	LANG.	PAGE
Approved	Public	1VCD900061R0001	S2846	EN	15/18



Additional Environmental Information

Circularity Values

The recyclability potential of the product (excluding packaging) is calculated by dividing “MFR: material for recycling” in the end-of-life stage by the total weight of the product. As a result, the recyclability potentials of the products are presented below. The results are representative for Europe according to IEC/TR 62635.

	Recyclability potential
VD4-UniCab IS 630 A	75 %
VD4-UniCab IS 800A	75 %
VD4-UniCab IS-h 630 A	75 %
VD4-UniCab IS-h 800A	75 %

The recycled content and recyclability potential of the packaging is calculated by dividing “MS: Use of secondary materials” in the core manufacturing stage and “MFR: material for recycling” in the installation stage by the total weight of the packaging. The recycled content is based on primary data, and the recyclability potential is representative for Europe according to Eurostat (2020). The results are presented below.

	Recyclability potential
Packaging materials	33%

Greenhouse gas emissions from the use of electricity in the manufacturing phase

The ABB manufacturing site uses 100 % renewable energy, procured through Guarantees of Origins (GO’s) and internal photovoltaic panels for the electricity.

Energy mix	Source	Amount	Unit
ABB_electricity mix 2023, Dalmine factory (80% hydro-20%solar)_V1	Ecoinvent v3.9.1	0.024	kg CO ₂ -eq/kWh

Dangerous substances

The product contains no substances given by the REACH Regulation (EC 1907/2006).

Indoor environment

The product meets the requirements for low emissions.

Carbon footprint

Carbon footprint has not been worked out for the product.

STATUS	SECURITY LEVEL	DOCUMENT ID.	REV.	LANG.	PAGE
Approved	Public	1VCD900061R0001	S2846	EN	16/18

Ratings comparison

Product	Ratings (Ur.Ir.Isc)	Climate change - Total	Climate change - Fossil	Climate change - Biogenic	Climate change - Land use and LU change	Ozone depletion	Acidification	Eutrophication aquatic freshwater	Eutrophication aquatic marine	Eutrophication terrestrial	Photochemical ozone formation	Dep of ab res - minerals and metals	Dep of ab res - fossils	Water use
VD4-UniCab IS	24.06.12	1,00	1,00	1,00	1,00	1,00	1,00	1,00	1,00	1,00	1,00	1,00	1,00	1,00
VD4-UniCab IS	24.06.16	1,00	1,00	1,00	1,00	1,00	1,00	1,00	1,00	1,00	1,00	1,00	1,00	1,00
VD4-UniCab IS	24.06.20	1,00	1,00	1,00	1,00	1,00	1,00	1,00	1,00	1,00	1,00	1,00	1,00	1,00
VD4-UniCab IS	24.08.12	1,08	1,08	-0,10	1,14	1,05	1,02	1,05	1,04	1,03	1,03	1,00	1,12	1,06
VD4-UniCab IS	24.08.16	1,08	1,08	-0,10	1,14	1,05	1,02	1,05	1,04	1,03	1,03	1,00	1,12	1,06
VD4-UniCab IS	24.08.20	1,08	1,08	-0,10	1,14	1,05	1,02	1,05	1,04	1,03	1,03	1,00	1,12	1,06
VD4-UniCab IS-h	24.06.12	1,01	1,01	0,96	1,01	1,01	1,01	1,00	1,01	1,02	1,01	1,00	1,01	1,01
VD4-UniCab IS-h	24.06.16	1,01	1,01	0,96	1,01	1,01	1,01	1,00	1,01	1,02	1,01	1,00	1,01	1,01
VD4-UniCab IS-h	24.06.20	1,01	1,01	0,96	1,01	1,01	1,01	1,00	1,01	1,02	1,01	1,00	1,01	1,01
VD4-UniCab IS-h	24.08.12	1,09	1,09	-0,14	1,14	1,06	1,03	1,05	1,05	1,05	1,04	1,00	1,13	1,06
VD4-UniCab IS-h	24.08.16	1,09	1,09	-0,14	1,14	1,06	1,03	1,05	1,05	1,05	1,04	1,00	1,13	1,06
VD4-UniCab IS-h	24.08.20	1,09	1,09	-0,14	1,14	1,06	1,03	1,05	1,05	1,05	1,04	1,00	1,13	1,06

STATUS	SECURITY LEVEL	DOCUMENT ID.	REV.	LANG.	PAGE
Approved	Public	1VCD900061R0001	S2846	EN	17/18



References

- Antonuzzo, A. (2024). Life Cycle Assessment Report: VD4-UniCab IS 24.06-08.12-16-20 P300. (Report no. 1VCD900064R0001, rev A). ABB Switzerland Ltd, Group Technology Management.
- ecoinvent. ecoinvent v.3.9.1 (2022). <https://ecoinvent.org/the-ecoinvent-database/data-releases/ecoinvent-3-9-1/>
- European Committee for Standardization. (2019). *Product category rules for life cycle assessments of electronic and electrical products and systems* (EN 50693:2019).
- European Committee for Standardization. (2019). *Sustainability of constructions - Environmental product declarations* (EN 15804:2012+A2:2019).
- Eurostat. (2020). *Packaging waste by waste management operations*.
https://ec.europa.eu/eurostat/databrowser/view/ENV_WASPAC/default/table?lang=en
- Gagliano, A. (2023). Environmental Product Declaration: VD4/R 24.06.20 (NEPD-4223-3461-EN). https://www.epd-norge.no/getfile.php/1330874-1678460277/EPDer/Byggevarer/NEPD-4223-3461_Medium-voltage-tripolar-circuit-breaker--VD4-R-240620-.pdf
- ICMQ S.p.A. (2023). *PCR EPDItaly007 - Electronic and electrical products and systems*, rev. 3.0 (2023-01-13). EPDItaly.
<https://www.epditaly.it/en/view-pcr/>
- ICMQ S.p.A. (2020). *PCR EPDItaly012 - Electronic and electrical products and systems - switches*, rev. 0 (2020-03-15). EPDItaly.
<https://www.epditaly.it/en/view-pcr/>
- ICMQ S.p.A (2020a). *Regulations of the EPDItaly Programme Regulations*, rev. 5.2 (2020-02-16). EPDItaly.
https://www.epditaly.it/en/wp-content/uploads/2016/12/EPDITALY-Regulament_rev-5.2_EN.pdf
- International Electrotechnical Commission. (2012). *Guidelines for end-of-life information provided by manufacturers and recyclers and for recyclability rate calculation of electrical and electronic equipment*, Edition 1.0 (2012-10-1) (IEC/TR 62635).
- International Organization for Standardisation. (2006). *Environmental management - Life cycle assessment - Principles and framework* (ISO Standard No. 14040:2006). <https://www.iso.org/standard/37456.html>
- International Organization for Standardisation. (2006). *Environmental management - Life cycle assessment - Requirements and guidelines* (ISO Standard No. 14044:2006). <https://www.iso.org/standard/38498.html>
- PRé Sustainability. (2023). SimaPro (version 9.5) [computer software]. <https://pre-sustainability.com/solutions/tools/simapro/>
- SeaRates. (2022). *Shipping Distances & Time Calculator*. <https://www.searates.com/services/distances-time>
- The Norwegian EPD Foundation/EPD-Norge. (2019). *General Programme Instructions 2019*, Version 3.0 (2019-04-24).
<https://www.epd-norge.no/getfile.php/1340010-1685100696/Dokumenter/GPI%20Det%20norske%20EPD%20programmet%20approved%20240419%20-%20ver3%20updated%20250523.pdf>



Program Operator and publisher

The Norwegian EPD Foundation	Ph.	+47 23 08 80 00
Post Box 5250 Majorstuen, 0303 Oslo, Norway	email	post@epd-norge.no
	web	www.epd-norge.no

Owner of the declaration

ABB Switzerland Ltd, Group Technology Management		
Brown Boveri Straße 6, 5400 Baden, Switzerland	web	www.abb.com

Author

ABB Switzerland Ltd, Group Technology Management		
ABB S.p.A. Via Friuli 4, Dalmine, Italy	email	EPD_ELSE@abb.com
	web	www.abb.com

STATUS	SECURITY LEVEL	DOCUMENT ID.	REV.	LANG.	PAGE
Approved	Public	1VCD900061R0001	S2846	EN	18/18