


# Environmental Product Declaration

In accordance with 14025 and EN15804 +A2

P7 COM S



The Norwegian  
EPD Foundation

**Owner of the declaration:**  
SUNPOWER ENERGY SOLUTIONS FRANCE SAS

**Product name:**  
P7 COM S

**Declared unit:**  
1m<sup>2</sup> of manufactured photovoltaic module

**Product category /PCR:**  
NPCR 029:2022 Part B for photovoltaic  
modules 1.2

**Program holder and publisher:**  
The Norwegian EPD foundation

**Declaration number:**  
NEPD-6495-5754-EN

**Registration number:**  
NEPD-6495-5754-EN

**Issue date:** 30.04.2024

**Valid to:** 30.04.2029

## General information

### Product:

P7 COM S

### Program operator:

The Norwegian EPD Foundation  
Post Box 5250 Majorstuen, 0303 Oslo, Norway  
Tlf: +47 23 08 80 00  
e-mail: post@epd-norge.no

### Declaration number:

NEPD-6495-5754-EN

### This declaration is based on Product

#### Category Rules:

NPCR 029:2022 Part B for photovoltaic modules 1.2

### Statements:

The owner of the declaration shall be liable for the underlying information and evidence. EPD Norway shall not be liable with respect to manufacturer, life cycle assessment data and evidence. EPD of construction products may not be comparable if they do not comply with EN 15804. This is a specific EPD, not average.

### Declared unit:

1m<sup>2</sup> of manufactured photovoltaic module

### Functional unit:

1 Wp of manufactured 550Wp photovoltaic module, from cradle-to-grave and module D, with activities needed for a study period for a defined reference service life (≥80% of the labelled power output)

### Verification:

Independent verification of the declaration and data, according to ISO14025:2010

internal

Sign

external

*Kristine Bjordal*

Christofer Skaar and Kristine Bjordal, Asplan Viak  
Independent verifier approved by EPD Norway

### Owner of the declaration:

SUNPOWER ENERGY SOLUTIONS FRANCE SAS  
Contact: Karin ALBERTO BURKHARDT  
Phone: +33 7 60 59 84 73  
e-mail: karin.albertoburkhardt@maxeon.com

### Manufacturer:

Huansheng New Energy (Jiangsu) Co., Ltd.  
West of Bianzhuang Village, Yixing Economic and Technological Development Zone, Yixing, China  
e-mail: caihua.chen@huanshengsolar.com

### Place of production:

China

### Management system:

ISO 14001, ISO 9001, IEC 62941,  
OHSAS 18001:2007, ISO 45001

### Organisation no:

344584818

### Issue date:

30.04.2024

### Valid to:

30.04.2029

### Year of study:

2024

### Comparability:

EPDs from other programs than The Norwegian EPD Foundation may not be comparable.

### The EPD has been worked out by:

Yohan Latour  
Kapstan

Approved

*Håkon Hauås*

Manager of EPD Norway

## Product

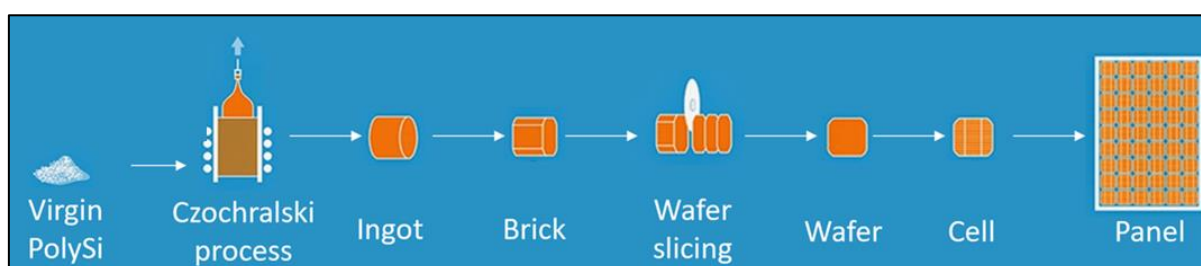
### Product description:

550Wp mono-crystalline solar photovoltaic module, designed to be installed on roofs or as stand-alone systems for local power production. Solar cells are assembled together with the EVA, glass, frame and electrical connections to produce the finished solar module in the production factory in China.

The solar cells used by Sunpower are manufactured in the same way, but can have different efficiencies and they are sorted by power class. Modules are built from cells that come from the same power class. However, the output power can vary from a module to another due to small differences between cells from one power. Modules are sorted by 10Wp power range. The module impacts in this EPD are not affected by different power as the manufacturing process is the same, but the results per Wp can vary. Extrapolation rules have been included in this EPD to convert the results to a different module power range.

### Production process:

The solar module production from silicon is explained in the figure below:



Step 1 - **PolySi**: The raw material used to produce the cells is a high purity silicon called “Solar grade silicon” or “PolySi”.

Step 2 - **Ingot**: The PolySi is transformed into a monocrystalline ingot by heating up the silicon with a process called “Czochralski process”.

Step 3 - **Wafer**: the ingot is then cut into bricks and sliced into wafers by diamond wire slicing.

Step 4 - **Solar cell**: the wafer is transformed into a cell through chemical treatments and screen-printing wiring.

Step 5 - **Solar module**: the cells are combined, 140 half cells per P7 COM S module. The different components of the panel are given below. Standard panels are made with 2mm glass front and 2mm glass back.

**Product specification:**

Sold as individual panels, with an effective surface area of 2.45m<sup>2</sup> and a weight of 30.5 kg. The packaging consists of LDPE, HDPE and a cardboard box, and the panels are delivered on a wooden pallet.

<b>P7 RES BLACK</b>			
<b>Material</b>	<b>Mass (kg/FU)</b>	<b>Mass (kg/DU)</b>	<b>Percentage (%)</b>
<b>Plastics</b>			
Ethylvinylacetate (EVA)	3.50E-03	7.76E-01	7.30%
Polyethylene Terephthalate (PET)	0.00E+00	0.00E+00	0.00%
Fluoresine	0.00E+00	0.00E+00	0.00%
Junction box (PP)	1.22E-04	2.71E-02	0.25%
Polyethylene (PE)	2.81E-04	6.22E-02	0.58%
Silicone	6.02E-05	1.34E-02	0.13%
Packaging - Plastic (LDPE)	1.31E-05	2.90E-03	0.03%
<b>Metals</b>			
Aluminium	4.70E-03	1.04E+00	9.79%
Copper	5.91E-04	1.31E-01	1.23%
Solder bar	2.71E-05	6.01E-03	0.06%
<b>Others</b>			
Glass	3.62E-02	8.04E+00	75.55%
Packaging - Wood	1.45E-03	3.21E-01	3.01%
Packaging - Cardboard	8.79E-04	1.95E-01	1.83%
Diodes	1.09E-04	2.42E-02	0.23%
Packaging - Paper	3.13E-07	6.93E-05	0.00%

**Technical data:**

IEC 61215 / 61730, IEC 61701, IEC 61215, IEC 62782, IEC 62716, ISO 11925-2, IEC 62938, IEC 62804, AS 40404.2

**Market:**

World

**Reference service life, product:**

25 years

## LCA: Calculation rules

### Declared unit:

1m<sup>2</sup> of manufactured photovoltaic module

### Data quality:

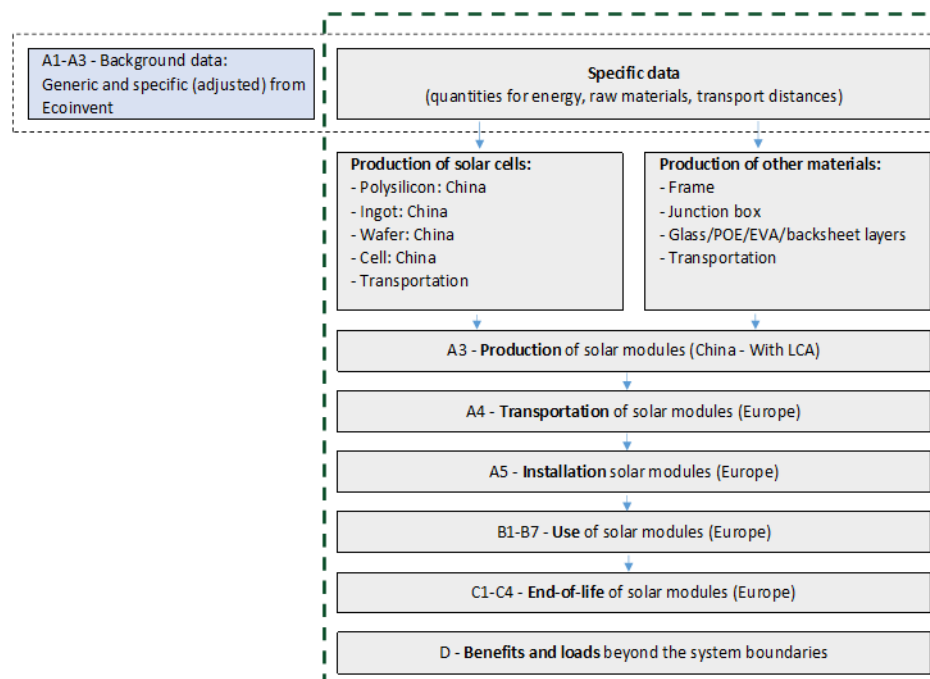
Specific data comes from actual consumption of the module assembly factory (July 2020 – June 2021). This data has been collected by the manufacturer and checked by the LCA practitioner. Generic data is from Ecoinvent v3.8 and Simapro v9. Characterization factors from EN15804:2012 + A2: 2019. Generic data <10 years old. Ecoinvent system model used: cut-off.

### Allocation:

The allocation is made in accordance with the provisions of ISO 14025. Incoming energy and water and waste production in-house is allocated equally among all products through surface allocation. Effects of primary production of recycled materials allocated to the main product in which the material was used. The recycling process and transportation of the material is allocated to this analysis.

### System boundary:

The cells and modules are manufactured in China. The polysilicon, the ingots and wafers are produced in China. The flow chart for the lifecycle of Sunpower Solar panels is shown below:



### Cut-off criteria:

No known significant flows have been excluded from the study.

## LCA: Scenarios and additional technical information

The following information describes the scenarios in the different modules of the EPD. All data are provided per functional unit.

### Transport from production place to assembly/user (A4)

The transport step A4 covers the transport from the factory in China to the installation site in Europe by sea and road. The delivery port used for calculations in Europe is Rotterdam.

Transport	Type of vehicle	Distance	Country	Load (including return)	Fuel / Energy consumption	Unit	P7 COM S
Truck	16-32 metric ton lorry, EURO5	1 000	China	50%	Diesel (4.44E-2 L/t.km)	t.km	26.45
Boat	Container ship	21 000	China to Europe	50%	Heavy fuel (2.63E-3 L/t.km)	t.km	555.46
Truck	16-32 metric ton lorry, EURO5	50	Europe	50%	Diesel (4.44E-2 L/t.km)	t.km	1.32

The calculation of fuel consumption is based on the weight of the product and packaging. It includes return freight.

### Assembly (A5)

The modules are installed by hand. The screwdriver electricity consumption is neglected. As in PCR part A, the fasteners (screws) are not included in the LCA. The only impact is the packaging waste given in the table below:

Item	Unit	P7 COM S - Value (kg/FU)	P7 COM S - Value (kg/DU)
Wooden pallet	kg	3.06E+00	6.51E-01
Cardboard	kg	1.86E+00	3.96E-01
LDPE	kg	2.76E-02	5.88E-03
Plastic	kg	1.02E-01	2.17E-02
Packaging label	kg	6.61E-04	1.41E-04

### Use (B1)

Photovoltaic modules harness solar energy throughout their entire lifecycle via the photovoltaic effect. The amount of electricity they produce is directly influenced by solar irradiance. The electricity production is calculated as below:

$$Energy_{year\ i} = I_{sun} \times PR \times Eff_{panel} \times S_{1kWp} \times D_{panel}$$

Where:

- $I_{sun}$  is the sun irradiation received by the module in kWh. m<sup>-2</sup>.year<sup>-1</sup>, which depends on the site location.
- PR, or Performance Ratio, is the ratio between the energy produced by the panel and the final energy at the output of the photovoltaic system in order to take into account the various losses (cables, inverter, etc.).
- $Eff_{panel}$ , or panel efficiency, is the ratio between the energy produced and the solar radiation received.
- $S_{1kWp}$  is the surface area to get 1 kWp.
- $D_{panel}$  corresponds to the degradation of the panel in year i. This degradation is 1% the first year and then 0.40% per year.  $D_{panel} = 0.99 \times (1 - 0.40\%)^{i-1}$

As a result, the following chart illustrates the exported electricity energy (EEE):

Solar irradiance		Total electricity production	
1 000	kWh/m <sup>2</sup> / year	3 974	kWh/m <sup>2</sup>
1 100		4 371	
1 200		4 769	
1 300		5 166	
1 400		5 564	
1 500		5 961	
1 600		6 359	
1 700		6 756	

In the results, a solar irradiance of 1500 kWh/m<sup>2</sup>/year is used for the EEE calculations.

### Maintenance (B2)/Repair (B3)/Replacement (B4)/Refurbishment (B5)

The modules are considered as self-cleaning materials. No maintenance, repair, replacement, or refurbishment is required during the module lifetime.

### Operational energy (B6) and water consumption (B7)

The products do not require any energy or water consumption.

### End of Life (C1, C3, C4)

The modules are considered as removed by hand. The recycling rates assumed for the LCA are:

- The laminate is shredded and recycled at 95%
- The frame is removed and recycled at 100%
- The cable and junction box are recycled at 100%

Item	unit	P7 COM S - Mass (kg/FU)	P7 COM S - Mass (kg/DU)
Recycled	kg	51.8	11.0
Incinerated	kg	6.3	1.3
<i>Including energetic recovery</i>	kg	123.1	26.2

### Transport to waste processing (C2)

It has been assumed that the modules are collected by truck and sent for recycling. 50 km is considered from the site to the recycling factory as proposed in PCR part B.

Transport mode	Distance (km)	Fuel / Energy consumption	Unit	P7 COM S
Lorry (16-32 metric ton, EURO 5)	50	Diesel (4.44E-2 L/t.km)	t.km	0.62

### Benefits and loads beyond the system boundaries (D)

Benefits and loads have been based on glass and aluminium frame recycling only. Energy recovery from A4-A5 and C1-C4 modules is included.

Item	Unit	P7 COM S - Value (unit/FU)	P7 COM S - Value (unit/DU)
Glass	kg	4.21E-02	9.55E+00
Aluminium	kg	1.19E-03	2.70E-01
Energy recovery	MJ	1.93E-01	4.37E+01

## LCA: Results

The LCA results show the environmental impacts and resource input and output flows calculated according to ISO 14025 and EN 15804 +A2. The results are shown per functional unit, which for this declaration is 1Wp, as well as per declared unit, which for this declaration is 1 m<sup>2</sup>. The LCA results have been calculated using the LCA software SimaPro 9.

System boundaries (X=included, MND= module not declared, MNR=module not relevant)

Product stage			Assembly stage		Use stage								End of life stage				Benefits & loads beyond system boundary
Raw materials	Transport	Manufacturing	Transport	Assembly	Use	Maintenance	Repair	Replacement	Refurbishment	Operational energy use	Operational water use	De-construction demolition	Transport	Waste processing	Disposal	Reuse-Recovery-Recycling-potential	
A1	A2	A3	A4	A5	B1	B2	B3	B4	B5	B6	B7	C1	C2	C3	C4	D	
X	X	X	X	X	X	X	X	X	X	X	X	X	X	X	X	X	

### Classification of disclaimers to the declaration of core and additional environmental impact indicators

ILCD classification	Indicator	Disclaimer
ILCD type / level 1	Global warming potential (GWP)	None
	Depletion potential of the stratospheric ozone layer (ODP)	None
	Potential incidence of disease due to PM emissions (PM)	None
ILCD type / level 2	Acidification potential, Accumulated Exceedance (AP)	None
	Eutrophication potential, Fraction of nutrients reaching marine end compartment (EP-marine)	None
	Eutrophication potential, Accumulated Exceedance (EP-terrestrial)	None
	Formation potential of tropospheric ozone (POCP)	None
	Potential Human exposure efficiency relative to U235 (IRP)	1
ILCD type / level 3	Abiotic depletion potential for non-fossil resources (ADP-minerals&metals)	2
	Abiotic depletion potential for fossil resources (ADP-fossil)	2
	Water (user) deprivation potential, deprivation-weighted water consumption (WDP)	2
	Potential Comparative Toxic Unit for ecosystems (ETP-fw)	2
	Potential Comparative Toxic Unit for humans (HTP-c)	2
	Potential Comparative Toxic Unit for humans (HTP-nc)	2



Potential Soil quality index (SQP)	2
<p><b>Disclaimer 1</b> – This impact category deals mainly with the eventual impact of low dose ionizing radiation on human health of the nuclear fuel cycle. It does not consider effects due to possible nuclear accidents, occupational exposure nor due to radioactive waste disposal in underground facilities. Potential ionizing radiation from the soil, from radon and from some construction materials is also not measured by this indicator.</p> <p><b>Disclaimer 2</b> – The results of this environmental impact indicator shall be used with care as the uncertainties on these results are high or as there is limited experienced with the indicator</p>	

## Results presented per functional unit

### Core environmental impact indicators (per functional unit)

Indicator	Unit	A1-A3	A4	A5	B1-B7	C1	C2	C3	C4	D
GWP-total	kg CO2 eq.	6.05E-01	9.76E-04	7.71E-03	0.00E+00	0.00E+00	2.50E-04	4.31E-02	5.90E-04	-2.36E-02
GWP-fossil	kg CO2 eq.	6.02E-01	9.75E-04	2.76E-03	0.00E+00	0.00E+00	2.50E-04	4.24E-02	5.89E-04	-2.35E-02
GWP-biogenic	kg CO2 eq.	-4.48E-03	3.90E-07	1.19E-02	0.00E+00	0.00E+00	9.96E-08	3.89E-04	9.10E-07	-2.97E-05
GWP-LULUC	kg CO2 eq.	5.39E-04	3.83E-07	5.05E-07	0.00E+00	0.00E+00	8.99E-08	3.22E-04	3.38E-07	-7.19E-05
ODP	kg CFC11 eq.	3.03E-08	2.26E-10	2.19E-10	0.00E+00	0.00E+00	5.97E-11	8.98E-09	3.49E-11	-7.81E-10
AP	mol H <sup>+</sup> eq.	4.23E-03	3.96E-06	5.33E-06	0.00E+00	0.00E+00	1.04E-06	2.47E-04	1.91E-06	-1.56E-04
EP-freshwater	kg P eq.	1.68E-04	6.28E-08	2.72E-07	0.00E+00	0.00E+00	1.56E-08	8.30E-06	3.31E-06	-7.59E-06
EP-marine	kg N eq.	8.44E-04	1.19E-06	1.31E-05	0.00E+00	0.00E+00	3.18E-07	5.04E-05	5.52E-07	-2.54E-05
EP-terrestrial	mol N eq.	9.14E-03	1.30E-05	1.80E-05	0.00E+00	0.00E+00	3.48E-06	4.56E-04	6.19E-06	-2.63E-04
POCP	kg NMVOC eq.	3.31E-03	3.99E-06	6.57E-06	0.00E+00	0.00E+00	1.12E-06	1.06E-04	1.61E-06	-7.68E-05
ADP-M&M	kg Sb eq.	1.97E-05	3.39E-09	3.59E-09	0.00E+00	0.00E+00	5.74E-10	1.68E-06	1.74E-09	9.66E-08
ADP-fossil	MJ	6.13E+00	1.48E-02	1.62E-02	0.00E+00	0.00E+00	3.90E-03	5.33E-01	3.63E-03	-2.23E-01
WDP	m <sup>3</sup>	1.17E-01	4.28E-05	1.53E-04	0.00E+00	0.00E+00	1.30E-05	2.53E-02	7.31E-05	-2.00E-03

**GWP-total:** Global Warming Potential; **GWP-fossil:** Global Warming Potential fossil fuels; **GWP-biogenic:** Global Warming Potential biogenic; **GWP-LULUC:** Global Warming Potential land use and land use change; **ODP:** Depletion potential of the stratospheric ozone layer; **AP:** Acidification potential, Accumulated Exceedance; **EP-freshwater:** Eutrophication potential, fraction of nutrients reaching freshwater end compartment; See “additional requirements” for indicator given as PO4 eq. **EP-marine:** Eutrophication potential, fraction of nutrients reaching freshwater end compartment; **EP-terrestrial:** Eutrophication potential, Accumulated Exceedance; **POCP:** Formation potential of tropospheric ozone; **ADP-M&M:** Abiotic depletion potential for non-fossil resources (minerals and metals); **ADP-fossil:** Abiotic depletion potential for fossil resources; **WDP:** Water deprivation potential, deprivation weighted water consumption

### Additional environmental impact indicators (per functional unit)

Indicator	Unit	A1-A3	A4	A5	B1-B7	C1	C2	C3	C4	D
PM	disease incidence	4.31E-08	6.77E-11	7.65E-11	0.00E+00	0.00E+00	2.26E-11	2.01E-09	1.65E-11	-1.84E-09
IRP	kBq U-235 eq	2.07E-02	7.58E-05	1.27E-04	0.00E+00	0.00E+00	1.97E-05	1.15E-02	1.76E-05	-7.55E-04
ETP-fw	CTUe	1.93E+01	1.15E-02	5.08E-02	0.00E+00	0.00E+00	3.04E-03	1.26E+00	4.68E-02	-5.61E-01
HTP-c	CTUh	5.14E-10	3.73E-13	9.67E-13	0.00E+00	0.00E+00	8.42E-14	5.56E-11	2.53E-11	-2.94E-11
HTP-nc	CTUh	3.15E-08	1.21E-11	3.62E-11	0.00E+00	0.00E+00	3.33E-12	1.68E-09	1.36E-10	-5.22E-10
SQP	Dimensionless	8.08E+00	1.48E-02	1.90E-02	0.00E+00	0.00E+00	6.87E-03	1.11E+00	7.51E-03	-7.96E-02

**PM:** Particulate matter emissions; **IRP:** Ionising radiation, human health; **ETP-fw:** Ecotoxicity (freshwater); **ETP-c:** Human toxicity, cancer effects; **HTP-nc:** Human toxicity, non-cancer effects; **SQP:** Land use related impacts / soil quality

### Resource use (per functional unit)

Indicator	Unit	A1-A3	A4	A5	B1-B7	C1	C2	C3	C4	D
RPEE	MJ	9.33E-01	2.08E-04	3.76E-04	0.00E+00	0.00E+00	4.96E-05	9.84E-02	1.61E-04	-2.45E-02
RPEM	MJ	7.46E-02	0.00E+00	0.00E+00	0.00E+00	0.00E+00	0.00E+00	0.00E+00	0.00E+00	0.00E+00
TPE	MJ	9.33E-01	2.08E-04	3.76E-04	0.00E+00	0.00E+00	4.96E-05	9.84E-02	1.61E-04	-2.45E-02
NRPE	MJ	6.00E+00	1.47E-02	1.62E-02	0.00E+00	0.00E+00	3.90E-03	5.32E-01	3.63E-03	-2.24E-01
NRPM	MJ	1.20E-01	0.00E+00	0.00E+00	0.00E+00	0.00E+00	0.00E+00	0.00E+00	0.00E+00	0.00E+00
TRPE	MJ	6.12E+00	1.47E-02	1.62E-02	0.00E+00	0.00E+00	3.90E-03	5.32E-01	3.62E-03	-2.23E-01
SM	kg	0.00E+00	0.00E+00	0.00E+00	0.00E+00	0.00E+00	0.00E+00	0.00E+00	0.00E+00	0.00E+00
RSF	MJ	0.00E+00	0.00E+00	0.00E+00	0.00E+00	0.00E+00	0.00E+00	0.00E+00	0.00E+00	0.00E+00
NRSF	MJ	0.00E+00	0.00E+00	0.00E+00	0.00E+00	0.00E+00	0.00E+00	0.00E+00	0.00E+00	0.00E+00
W	m <sup>3</sup>	2.89E-03	1.51E-06	6.89E-06	0.00E+00	0.00E+00	4.20E-07	6.83E-04	1.86E-06	-4.07E-05

**RPEE** Renewable primary energy resources used as energy carrier; **RPEM** Renewable primary energy resources used as raw materials; **TPE** Total use of renewable primary energy resources; **NRPE** Non renewable primary energy resources used as energy carrier; **NRPM** Non renewable primary energy

resources used as materials; **TRPE** Total use of non renewable primary energy resources; **SM** Use of secondary materials; **RSF** Use of renewable secondary fuels; **NRSF** Use of non renewable secondary fuels; **W** Use of net fresh water

### End of life - Waste (per functional unit)

Indicator	Unit	A1-A3	A4	A5	B1-B7	C1	C2	C3	C4	D
HW	kg	4.38E-02	1.07E-05	8.24E-04	0.00E+00	0.00E+00	2.70E-06	8.52E-03	3.57E-03	-3.91E-03
NHW	kg	6.02E-01	8.43E-04	7.33E-03	0.00E+00	0.00E+00	3.85E-04	3.11E-02	1.54E-04	-1.72E-02
RW	kg	1.21E-05	9.97E-08	1.09E-07	0.00E+00	0.00E+00	2.64E-08	3.55E-06	1.69E-08	-3.91E-07

**HW** Hazardous waste disposed; **NHW** Non hazardous waste disposed; **RW** Radioactive waste disposed

### End of life – output flow (per functional unit)

Indicator	Unit	A1-A3	A4	A5	B1-B7	C1	C2	C3	C4	D
CR	kg	0.00E+00	0.00E+00	0.00E+00	0.00E+00	0.00E+00	0.00E+00	0.00E+00	0.00E+00	0.00E+00
MR	kg	0.00E+00	0.00E+00	0.00E+00	0.00E+00	0.00E+00	0.00E+00	9.76E-02	0.00E+00	0.00E+00
MER	kg	0.00E+00	0.00E+00	3.01E-03	0.00E+00	0.00E+00	0.00E+00	0.00E+00	0.00E+00	0.00E+00
EEE	MJ	0.00E+00	0.00E+00	0.00E+00	9.54E+01	0.00E+00	0.00E+00	7.30E-02	0.00E+00	0.00E+00
ETE	MJ	0.00E+00	0.00E+00	0.00E+00	0.00E+00	0.00E+00	0.00E+00	3.13E-02	0.00E+00	0.00E+00
Exported energy - gas and process	MJ	0.00E+00	0.00E+00	0.00E+00	0.00E+00	0.00E+00	0.00E+00	0.00E+00	0.00E+00	0.00E+00

**CR** Components for reuse; **MR** Materials for recycling; **MER** Materials for energy recovery; **EEE** Exported electric energy; **ETE** Exported thermal energy

Reading example: 9,0 E-03 = 9,0\*10<sup>-3</sup> = 0,009

### Information describing the biogenic carbon content at the factory gate (per functional unit)

Biogenic carbon content	Unit	Value
Biogenic carbon content in product	kg C	0.00E+00
Biogenic carbon content in the accompanying packaging	kg C	1.89E-03

## Results presented per declared unit

### Core environmental impact indicators (per declared unit)

Indicator	Unit	A1-A3	A4	A5	B1-B7	C1	C2	C3	C4	D
GWP-total	kg CO2 eq.	1.36E+02	2.20E-01	1.73E+00	0.00E+00	0.00E+00	5.63E-02	9.70E+00	1.33E-01	-5.31E+00
GWP-fossil	kg CO2 eq.	1.35E+02	2.19E-01	6.21E-01	0.00E+00	0.00E+00	5.63E-02	9.54E+00	1.33E-01	-5.29E+00
GWP-biogenic	kg CO2 eq.	-1.01E+00	8.77E-05	2.67E+00	0.00E+00	0.00E+00	2.24E-05	8.76E-02	2.05E-04	-6.69E-03
GWP-LULUC	kg CO2 eq.	1.21E-01	8.61E-05	1.14E-04	0.00E+00	0.00E+00	2.02E-05	7.24E-02	7.60E-05	-1.62E-02
ODP	kg CFC11 eq.	6.81E-06	5.08E-08	4.93E-08	0.00E+00	0.00E+00	1.34E-08	2.02E-06	7.85E-09	-1.76E-07
AP	mol H <sup>+</sup> eq.	9.51E-01	8.91E-04	1.20E-03	0.00E+00	0.00E+00	2.35E-04	5.55E-02	4.29E-04	-3.52E-02
EP-freshwater	kg P eq.	3.77E-02	1.41E-05	6.12E-05	0.00E+00	0.00E+00	3.50E-06	1.87E-03	7.46E-04	-1.71E-03
EP-marine	kg N eq.	1.90E-01	2.68E-04	2.96E-03	0.00E+00	0.00E+00	7.16E-05	1.13E-02	1.24E-04	-5.72E-03
EP-terrestrial	mol N eq.	2.06E+00	2.93E-03	4.04E-03	0.00E+00	0.00E+00	7.83E-04	1.03E-01	1.39E-03	-5.92E-02
POCP	kg NMVOC eq.	7.45E-01	8.98E-04	1.48E-03	0.00E+00	0.00E+00	2.52E-04	2.38E-02	3.62E-04	-1.73E-02
ADP-M&M	kg Sb eq.	4.44E-03	7.64E-07	8.08E-07	0.00E+00	0.00E+00	1.29E-07	3.79E-04	3.92E-07	2.17E-05
ADP-fossil	MJ	1.38E+03	3.32E+00	3.65E+00	0.00E+00	0.00E+00	8.77E-01	1.20E+02	8.16E-01	-5.03E+01
WDP	m <sup>3</sup>	2.63E+01	9.62E-03	3.44E-02	0.00E+00	0.00E+00	2.93E-03	5.69E+00	1.64E-02	-4.50E-01

**GWP-total:** Global Warming Potential; **GWP-fossil:** Global Warming Potential fossil fuels; **GWP-biogenic:** Global Warming Potential biogenic; **GWP-LULUC:** Global Warming Potential land use and land use change; **ODP:** Depletion potential of the stratospheric ozone layer; **AP:** Acidification potential, Accumulated Exceedance; **EP-freshwater:** Eutrophication potential, fraction of nutrients reaching freshwater end compartment; See “additional requirements” for indicator given as PO4 eq. **EP-marine:** Eutrophication potential, fraction of nutrients reaching freshwater end compartment; **EP-terrestrial:** Eutrophication potential, Accumulated Exceedance; **POCP:** Formation potential of tropospheric ozone; **ADP-M&M:** Abiotic depletion potential for non-fossil resources (minerals and metals); **ADP-fossil:** Abiotic depletion potential for fossil resources; **WDP:** Water deprivation potential, deprivation weighted water consumption

### Additional environmental impact indicators (per declared unit)

Indicator	Unit	A1-A3	A4	A5	B1-B7	C1	C2	C3	C4	D
PM	disease incidence	9.69E-06	1.52E-08	1.72E-08	0.00E+00	0.00E+00	5.07E-09	4.52E-07	3.72E-09	-4.14E-07
IRP	kBq U-235 eq	4.65E+00	1.71E-02	2.87E-02	0.00E+00	0.00E+00	4.44E-03	2.59E+00	3.96E-03	-1.70E-01
ETP-fw	CTUe	4.33E+03	2.59E+00	1.14E+01	0.00E+00	0.00E+00	6.85E-01	2.83E+02	1.05E+01	-1.26E+02
HTP-c	CTUh	1.16E-07	8.38E-11	2.18E-10	0.00E+00	0.00E+00	1.89E-11	1.25E-08	5.68E-09	-6.61E-09
HTP-nc	CTUh	7.09E-06	2.71E-09	8.14E-09	0.00E+00	0.00E+00	7.50E-10	3.78E-07	3.06E-08	-1.17E-07
SQP	Dimensionless	1.82E+03	3.32E+00	4.28E+00	0.00E+00	0.00E+00	1.55E+00	2.51E+02	1.69E+00	-1.79E+01

**PM:** Particulate matter emissions; **IRP:** Ionising radiation, human health; **ETP-fw:** Ecotoxicity (freshwater); **ETP-c:** Human toxicity, cancer effects; **HTP-nc:** Human toxicity, non-cancer effects; **SQP:** Land use related impacts / soil quality

### Resource use (per declared unit)

Indicator	Unit	A1-A3	A4	A5	B1-B7	C1	C2	C3	C4	D
RPEE	MJ	2.10E+02	4.67E-02	8.47E-02	0.00E+00	0.00E+00	1.12E-02	2.21E+01	3.62E-02	-5.51E+00
RPEM	MJ	1.68E+01	0.00E+00	0.00E+00	0.00E+00	0.00E+00	0.00E+00	0.00E+00	0.00E+00	0.00E+00
TPE	MJ	2.10E+02	4.67E-02	8.47E-02	0.00E+00	0.00E+00	1.12E-02	2.21E+01	3.62E-02	-5.51E+00
NRPE	MJ	1.35E+03	3.32E+00	3.65E+00	0.00E+00	0.00E+00	8.77E-01	1.20E+02	8.16E-01	-5.03E+01
NRPM	MJ	2.70E+01	0.00E+00	0.00E+00	0.00E+00	0.00E+00	0.00E+00	0.00E+00	0.00E+00	0.00E+00
TRPE	MJ	1.38E+03	3.32E+00	3.65E+00	0.00E+00	0.00E+00	8.77E-01	1.20E+02	8.15E-01	-5.02E+01
SM	kg	0.00E+00	0.00E+00	0.00E+00	0.00E+00	0.00E+00	0.00E+00	0.00E+00	0.00E+00	0.00E+00
RSF	MJ	0.00E+00	0.00E+00	0.00E+00	0.00E+00	0.00E+00	0.00E+00	0.00E+00	0.00E+00	0.00E+00
NRSF	MJ	0.00E+00	0.00E+00	0.00E+00	0.00E+00	0.00E+00	0.00E+00	0.00E+00	0.00E+00	0.00E+00
W	m3	6.50E-01	3.39E-04	1.55E-03	0.00E+00	0.00E+00	9.45E-05	1.54E-01	4.18E-04	-9.16E-03

**RPEE** Renewable primary energy resources used as energy carrier; **RPEM** Renewable primary energy resources used as raw materials; **TPE** Total use of renewable primary energy resources; **NRPE** Non renewable primary energy resources used as energy carrier; **NRPM** Non renewable primary energy resources used as materials; **TRPE** Total use of non renewable primary energy resources; **SM** Use of secondary materials; **RSF** Use of renewable secondary fuels; **NRSF** Use of non renewable secondary fuels; **W** Use of net fresh water

### End of life - Waste (per declared unit)

Indicator	Unit	A1-A3	A4	A5	B1-B7	C1	C2	C3	C4	D
HW	kg	9.84E+00	2.40E-03	1.85E-01	0.00E+00	0.00E+00	6.07E-04	1.92E+00	8.03E-01	-8.79E-01
NHW	kg	1.35E+02	1.90E-01	1.65E+00	0.00E+00	0.00E+00	8.65E-02	7.00E+00	3.47E-02	-3.86E+00
RW	kg	2.72E-03	2.24E-05	2.46E-05	0.00E+00	0.00E+00	5.94E-06	7.99E-04	3.80E-06	-8.81E-05

*HW Hazardous waste disposed; NHW Non hazardous waste disposed; RW Radioactive waste disposed*

### End of life – output flow (per declared unit)

Indicator	Unit	A1-A3	A4	A5	B1-B7	C1	C2	C3	C4	D
CR	kg	0.00E+00	0.00E+00	0.00E+00	0.00E+00	0.00E+00	0.00E+00	0.00E+00	0.00E+00	0.00E+00
MR	kg	0.00E+00	0.00E+00	0.00E+00	0.00E+00	0.00E+00	0.00E+00	2.20E+01	0.00E+00	0.00E+00
MER	kg	0.00E+00	0.00E+00	6.78E-01	0.00E+00	0.00E+00	0.00E+00	0.00E+00	0.00E+00	0.00E+00
EEE	MJ	0.00E+00	0.00E+00	0.00E+00	2.15E+04	0.00E+00	0.00E+00	1.64E+01	0.00E+00	0.00E+00
ETE	MJ	0.00E+00	0.00E+00	0.00E+00	0.00E+00	0.00E+00	0.00E+00	7.04E+00	0.00E+00	0.00E+00
Exported energy - gas and process	MJ	0.00E+00	0.00E+00	0.00E+00	0.00E+00	0.00E+00	0.00E+00	0.00E+00	0.00E+00	0.00E+00

*CR Components for reuse; MR Materials for recycling; MER Materials for energy recovery; EEE Exported electric energy; ETE Exported thermal energy*

Reading example:  $9,0 \text{ E-}03 = 9,0 \cdot 10^{-3} = 0,009$

### Information describing the biogenic carbon content at the factory gate (per declared unit)

Biogenic carbon content	Unit	Value
Biogenic carbon content in product	kg C	0.00E+00
Biogenic carbon content in the accompanying packaging	kg C	4.24E-01

## Additional requirements

### Greenhouse gas emission from the use of electricity in the manufacturing phase

In the context of China, a market-based approach is not applicable due to the absence of a Guarantee of Origin system. Therefore, a location-based approach is employed to assess the environmental impact of electricity in this EPD. National production mix from import, low voltage (production of transmission lines, in addition to direct emissions and losses in grid) of applied electricity for the manufacturing process (A3).

National electricity grid	Unit	Value
China: Ecoinvent v3.8	kg CO <sub>2</sub> -eq/kWh	1.061

### Additional environmental impact indicators required in NPCR Part A for construction products (per functional unit)

In order to increase the transparency of biogenic carbon contribution to climate impact, the indicator GWP-IOBC is required as it declares climate impacts calculated according to the principle of instantaneous oxidation. GWP-IOBC is also referred to as GWP-GHG in context to Swedish public procurement legislation. GWP-BC is also presented for information.

Indicator	Unit (per FU)	A1-A3	A4	A5	B1-B7	C1	C2	C3	C4	D
EP-freshwater*	kg PO <sub>4</sub> eq.	5.14E-04	1.93E-07	8.34E-07	0.00E+00	0.00E+00	4.78E-08	2.54E-05	1.02E-05	-2.33E-05
GWP-IOBC	kg CO <sub>2</sub> eq.	6.02E-01	9.75E-04	2.76E-03	0.00E+00	0.00E+00	2.50E-04	4.24E-02	5.89E-04	-2.35E-02
GWP-BC	kg CO <sub>2</sub> eq.	-6.92E-03	0.00E+00	6.92E-03	0.00E+00	0.00E+00	0.00E+00	0.00E+00	0.00E+00	0.00E+00
GWP	kg CO <sub>2</sub> eq.	5.95E-01	9.75E-04	9.67E-03	0.00E+00	0.00E+00	2.50E-04	4.24E-02	5.89E-04	-2.35E-02

**EP-freshwater\*** Eutrophication potential, fraction of nutrients reaching freshwater end compartment. Declared as PO<sub>4</sub> eq. **GWP-IOBC** Global warming potential calculated according to the principle of instantaneous oxidation. **GWP-BC** Global warming potential from net uptake and emissions of biogenic carbon from the materials in each module. **GWP Global** warming potential.

### Additional environmental impact indicators required in NPCR Part A for construction products (per declared unit)

In order to increase the transparency of biogenic carbon contribution to climate impact, the indicator GWP-IOBC is required as it declares climate impacts calculated according to the principle of instantaneous oxidation. GWP-IOBC is also referred to as GWP-GHG in context to Swedish public procurement legislation. GWP-BC is also presented for information.

Indicator	Unit (per DU)	A1-A3	A4	A5	B1-B7	C1	C2	C3	C4	D
EP-freshwater*	kg PO <sub>4</sub> eq.	1.16E-01	4.33E-05	1.88E-04	0.00E+00	0.00E+00	1.07E-05	5.72E-03	2.29E-03	-5.23E-03
GWP-IOBC	kg CO <sub>2</sub> eq.	1.35E+02	2.19E-01	6.21E-01	0.00E+00	0.00E+00	5.63E-02	9.54E+00	1.33E-01	-5.29E+00
GWP-BC	kg CO <sub>2</sub> eq.	-1.56E+00	0.00E+00	1.56E+00	0.00E+00	0.00E+00	0.00E+00	0.00E+00	0.00E+00	0.00E+00
GWP	kg CO <sub>2</sub> eq.	1.34E+02	2.19E-01	2.18E+00	0.00E+00	0.00E+00	5.63E-02	9.54E+00	1.33E-01	-5.29E+00

**EP-freshwater\*** Eutrophication potential, fraction of nutrients reaching freshwater end compartment. Declared as PO<sub>4</sub> eq. **GWP-IOBC** Global warming potential calculated according to the principle of instantaneous oxidation. **GWP-BC** Global warming potential from net uptake and emissions of biogenic carbon from the materials in each module. **GWP Global** warming potential.

### Hazardous substances

The declaration is based upon reference to threshold values and/or test results and/or material safety data sheets provided to EPD verifiers. Documentation available upon request to EPD owner.

- ➔ The product contains no substances given by the REACH Candidate list or the Norwegian priority list.

### Indoor environment

No tests have been carried out on the product concerning indoor climate.

### Carbon footprint

Carbon footprint calculations have been carried out.

## Extrapolation rules

---

### Power peak

The environmental impacts are given for a specific module power peak. For example,  $Wp_{EPD} = 550Wp$  for P7 COM S modules. For a different  $Wp$  (for example  $Wp_{project} = 530Wp$ ), the impacts can be re-calculated by applying to each impact the following ratio:  $Wp_{EPD} / Wp_{project} = 550 Wp / 530 Wp$ .

Indeed, the 550 Wp and 530 Wp modules have the same impact per module ( $Impact_{module}$ ).






Therefore:

$$Impact_{project} (per kWp) = \frac{Impact_{module}}{530} = \frac{Impact_{module}}{550} * \frac{550}{530} = Impact_{EPD} (per kWp) * \frac{550}{530}$$

This extrapolation rule is usable for all impacts except “Exported energy -electricity”. Indeed, the amount of produced electricity remains the same per kWp regardless of the Wp of module. For a different Wp, it requires a different surface to get 1kWp. Therefore, it changes the exported energy per m<sup>2</sup> but not the kWp.

## Bibliography

ISO 14025:2010	Environmental labels and declarations - Type III environmental declarations - Principles and procedures
ISO 14044:2006	Environmental management - Life cycle assessment - Requirements and guidelines
EN 15804:2012+A2:2019	Sustainability of construction works - Environmental product declaration - Core rules for the product category of construction products
ISO 21930:2007	Sustainability in building construction - Environmental declaration of building products
LCA report	Sunpower_EPD_Norway_report_20240424_v1.0
NPCR	Part A “Construction products and services” version 2.0 Part B “for photovoltaic modules used in the building and construction industry, including production of cell, wafer, ingot block, solar grade silicon, solar substrates, solar superstrates and other solar grade semiconductor materials” version 1.2
Simapro	Version 9
Ecoinvent	Ecoinvent v3.8

 Global Program Operator	<b>Program Operator</b>	tlf	+47 23 08 80 00
	The Norwegian EPD Foundation Post Box 5250 Majorstuen, 0303 Oslo Norway	e-post:	post@epd-norge.no
		web	www.epd-norge.no
 Global Program Operator	<b>Publisher</b>	tlf	+47 23 08 80 00
	The Norwegian EPD Foundation Post Box 5250 Majorstuen, 0303 Oslo Norway	e-post:	post@epd-norge.no
		web	www.epd-norge.no
	<b>Owner of the declaration</b>	tlf	+33 7 60 59 84 73
	SUNPOWER ENERGY SOLUTIONS FRANCE SAS 12 ALLEE LEVANT 69890 LA TOUR-DE-SALVAGNY - France France	Fax	/
		e-post:	karin.alberto-burkhardt@maxeon.com
		web	https://sunpower.maxeon.com/
	<b>Author of the life cycle assesment</b>	tlf	+33 6 33 59 30 24
	Kapstan 28 rue Bellicard, 69003 Lyon France	e-post:	yohan.latour@kapstan.fr
		web	<a href="http://www.kapstan.fr">www.kapstan.fr</a>
	ECO Platform ECO Portal	web	<a href="http://www.eco-platform.org">www.eco-platform.org</a>
		web	<a href="http://www.eco-platform.org">ECO Portal</a>