

Environmental product declaration

in accordance with ISO 14025 and EN 15804+A2

MV-TRESPILER FOR VEGG OG HIMLING (eik)



Owner of the declaration:

Modulvegger AS

Product:

MV-TRESPILER FOR VEGG OG HIMLING (eik)

Declared unit:

1 m²

This declaration is based on Product Category Rules:

CEN Standard EN 15804:2012+A2:2019 serves as core PCR.

NPCR 010:2022 Part B for building boards

Program operator:

The Norwegian EPD Foundation

Declaration number:

NEPD-6273-5537-EN

Registration number:

NEPD-6273-5537-EN

Issue date: 14.03.2024

Valid to: 14.03.2029

EPD software:

LCAno EPD generator ID: 266150

The Norwegian EPD Foundation

General information

Product

MV-TRESPILER FOR VEGG OG HIMLING (eik)

Program operator:

Post Box 5250 Majorstuen, 0303 Oslo, Norway
The Norwegian EPD Foundation
Phone: +47 23 08 80 00
web: post@epd-norge.no

Declaration number:

NEPD-6273-5537-EN

This declaration is based on Product Category Rules:

CEN Standard EN 15804:2012+A2:2019 serves as core PCR.
NPCR 010:2022 Part B for building boards

Statement of liability:

The owner of the declaration shall be liable for the underlying information and evidence. EPD Norway shall not be liable with respect to manufacturer information, life cycle assessment data and evidences.

Declared unit:

1 m² MV-TRESPILER FOR VEGG OG HIMLING (eik)

Declared unit with option:

A1-A3,A4,A5,C1,C2,C3,C4,D

Declared unit description:

General information on verification of EPD from EPD tools:

Independent verification of data, other environmental information and the declaration according to ISO 14025:2010, § 8.1.3 and § 8.1.4. Verification of each EPD is made according to EPD-Norway's guidelines for verification and approval requiring that tools are i) integrated into the company's environmental management system, ii) the procedures for use of the EPD tool are approved by EPD-Norway, and iii) the process is reviewed annually by an independent third party verifier. See Appendix G of EPD-Norway's General Programme Instructions for further information on EPD tools

Verification of EPD tool:

Independent third party verification of the EPD tool, background data and test-EPD in accordance with EPDNorway's procedures and guidelines for verification and approval of EPD tools.

Third party verifier:

Elisabet Amat, GREENIZE projects

(no signature required)

Owner of the declaration:

Modulvegger AS
Contact person: Rune Likværn
Phone: +47 32778700
e-mail: modulvegger@modulvegger.no

Manufacturer:

Modulvegger AS

Place of production:

Modulvegger AS
Sporpindveien 14
3340 Åmot, Norway

Management system:

Organisation no:

956 238 900

Issue date:

14.03.2024

Valid to:

14.03.2029

Year of study:

2022

Comparability:

EPD of construction products may not be comparable if they not comply with EN 15804 and seen in a building context.

Development and verification of EPD:

The declaration is created using EPD tool lca.tools ver EPD2022.03, developed by LCA.no. The EPD tool is integrated in the company's management system, and has been approved by EPD Norway.

Developer of EPD: Sara Syvertsen

Reviewer of company-specific input data and EPD: Mari-Ann Nikkerud

Approved:



Håkon Hauan, CEO EPD-Norge

Product

Product description:

Et fleksibelt Spilesystem for vegg -og takmontering.

Produktene innehar gode akustiske egenskaper og bidrar til å skape et godt og innbydende arbeidsmiljø.

MV- Trespiler passer spesielt godt i store offentlige rom, som terminalbygg, skoler, hoteller og fellesarealer i kontorbygg.

Standard trespileprodukter krever et normalt og tørt innemiljø.

Lakkeres som standard med klar, matt, eller pigmentert lakk.

Annen overflatebehandling og treslag på forespørsel.

Systemet består av:

- o Himlingselementer for innfelt takmontering
- o Løse montasjeskinner for innfesting på vegg
- o Spesialtilpassede elementer for GK-system eller tilsvarende, ved krav til spesielt solid innfesting, eller ved montering i skråtak.
- o Elementene produseres på 600mm bredde i ulike lengder.
- o Bakenforliggende akustisk fiberduk i hvit og sort utførelse.

Systemet leveres i sammensatte elementer, klart for direkte og enkel montering på byggeplass. Produktene monteres raskt, uten behov for store tilpasninger.

Product specification

Materialene som brukes til produksjon av 1 m² MV-Trespilhimling/vegg er gitt i tabellen nedenfor:

Materials	kg	%
Fiberduk	0,50	4,37
Maling	0,45	3,93
Stål	2,50	21,83
Trevirke	8,00	69,87
Total	11,45	

Packaging	kg	%
Plastemballasje	0,00	2,78
Treemballasje	0,07	97,22
Total incl. packaging	11,52	

Technical data:

Dimensjoner og vekt for standard modul 600x2400 i eik.

Bredde: 600mm

Høyde: 2400mm

Areal: 1,44m²

Vekt: 11,5kg

Elementene produseres på 600mm bredde i ulike lengder.

Market:

Norden

Reference service life, product

Referanselevetiden på 60 år er definert for et standardscenario for kontormiljøer. Ulykkehendelser og andre typer uventede forandringer er ikke tatt hensyn til i denne referanselevetiden.

Reference service life, building or construction works

LCA: Calculation rules

Declared unit:

1 m² MV-TRESPILER FOR VEGG OG HIMLING (eik)

Cut-off criteria:

All major raw materials and all the essential energy is included. The production processes for raw materials and energy flows with very small amounts (less than 1%) are not included. These cut-off criteria do not apply for hazardous materials and substances.

Allocation:

The allocation is made in accordance with the provisions of EN 15804. Incoming energy and water and waste production in-house is allocated equally among all products through mass allocation. Effects of primary production of recycled materials is allocated to the main product in which the material was used. The recycling process and transportation of the material is allocated to this analysis.

Data quality:

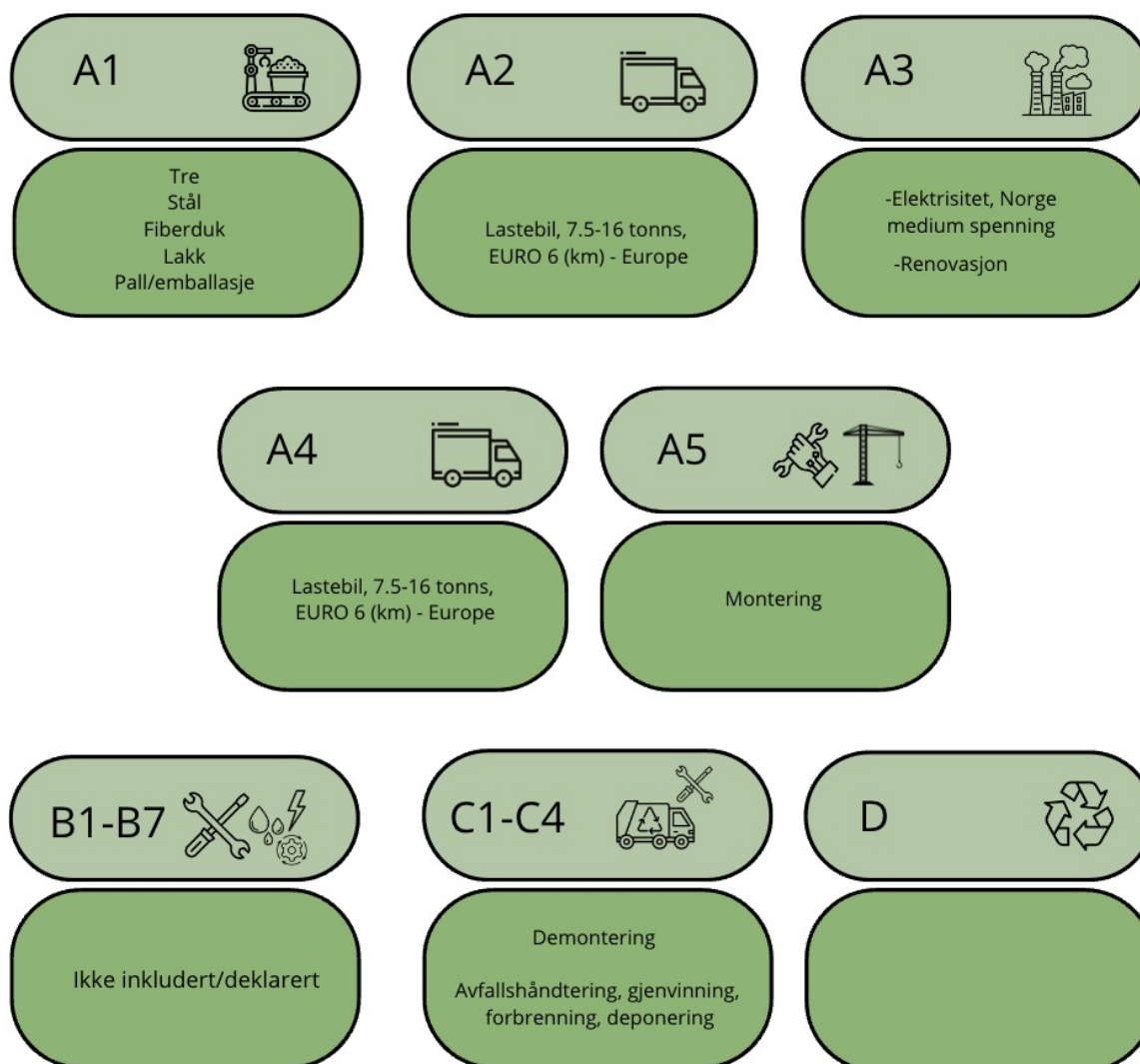
Specific data for the product composition are provided by the manufacturer. The data represent the production of the declared product and were collected for EPD development in the year of study. Background data is based on EPDs according to EN 15804 and different LCA databases. The data quality of the raw materials in A1 is presented in the table below.

Materials	Source	Data quality	Year
Fiberduk	MD-22134-EN	EPD	2021
Maling	ecoinvent 3.6	Database	2019
Plastemballasje	ecoinvent 3.6	Database	2019
Stål	ecoinvent 3.6	Database	2019
Treemballasje	ecoinvent 3.6	Database	2019
Trevirke	ecoinvent 3.6	Database	2019

System boundaries (X=included, MND=module not declared, MNR=module not relevant)

Product stage			Construction installation stage		Use stage							End of life stage				Beyond the system boundaries
Raw materials	Transport	Manufacturing	Transport	Assembly	Use	Maintenance	Repair	Replacement	Refurbishment	Operational energy use	Operational water use	De-construction demolition	Transport	Waste processing	Disposal	Reuse-Recovery-Recycling-potential
A1	A2	A3	A4	A5	B1	B2	B3	B4	B5	B6	B7	C1	C2	C3	C4	D
X	X	X	X	X	MND	MND	MND	MND	MND	MND	MND	X	X	X	X	X

System boundary:



Additional technical information:

Produktet tilfredsstiller kravene til miljøgifter i BREEAM-NOR Mat02 v.6.0 og emne HEA02 v.6.0, som omfatter forurensinger i innemiljøer.

Produktene kan bestå av FSC/ PEFC sertifisert trevirke. (Dokumentasjon kan påvirkes av valgt trevirke og leverandør)

Produktdatablad og FDV finnes på www.modulvegger.no

LCA: Scenarios and additional technical information

The following information describe the scenarios in the different modules of the EPD.

Gjennomsnittlig kjørelengde til alle våre kunder (A4)

Transport from production place to user (A4)	Capacity utilisation (incl. return) %	Distance (km)	Fuel/Energy Consumption	Unit	Value (Liter/tonne)
Truck, 7.5-16 tonnes, EURO 6 (km) - Europe	35,4 %	310	0,056	l/tkm	17,36
Assembly (A5)					
	Unit	Value			
Avfall, emballasje, pall, EUR trepall, engangsbruk, til gjennomsnittlig avfallsbehandling (kg)	kg	0,07			
Avfall, emballasje, pall, plast, gjenbrukbar, til gjennomsnittlig avfallsbehandling (kg)	kg	0,00			
De-construction demolition (C1)					
	Unit	Value			
Demontering av annet restavfall per kg (kg)	kg	0,95			
Demontering av stål per kg (kg)	kg	2,50			
Waste processing (C3)					
	Unit	Value			
Avfallsbehandling per kg kommunalt fast avfall, forbrenning med uttak av flyveaske (kg)	kg	0,95			
Materialer til resirkulering (kg)	kg	2,50			
Disposal (C4)					
	Unit	Value			
Avfall, inert avfall, til deponi (kg)	kg	0,00			
Deponering av aske fra forbrenning av kommunalt fast avfall, prosess per kg aske og avfall (kg)	kg	1,31			
Deponering av aske fra forbrenning av trevirke, prosess epr kg aske og avfall (kg)	kg	0,04			
Benefits and loads beyond the system boundaries (D)					
	Unit	Value			
Substitusjon av elektrisitet, i Norge (MJ)	MJ	5,67			
Substitusjon av primærstål (kg)	kg	0,91			
Substitusjon av termisk energi, fjernvarme, i Norge (MJ)	MJ	85,78			
Substitusjon av trevirke (kg)	kg	3,34			

LCA: Results

The LCA results are presented below for the declared unit defined on page 2 of the EPD document.

Environmental impact										
Indicator	Unit	A1-A3	A4	A5	C1	C2	C3	C4	D	
GWP-total	kg CO ₂ -eq	3,60E+00	7,64E-01	1,08E-01	4,55E-03	0	1,56E+01	5,35E-03	-1,79E+00	
GWP-fossil	kg CO ₂ -eq	1,71E+01	7,63E-01	2,04E-03	4,55E-03	0	2,22E+00	5,34E-03	-1,75E+00	
GWP-biogenic	kg CO ₂ -eq	-1,41E+01	3,53E-04	1,06E-01	8,53E-07	0	1,33E+01	9,38E-07	-1,34E-02	
GWP-luluc	kg CO ₂ -eq	5,63E-01	3,30E-04	4,95E-07	3,59E-07	0	3,73E-05	1,39E-06	-1,93E-02	
ODP	kg CFC11 -eq	1,52E-06	1,68E-07	3,11E-10	9,84E-10	0	1,47E-08	1,42E-09	-3,62E-02	
AP	mol H+ -eq	1,37E-01	2,19E-03	1,53E-05	4,76E-05	0	3,17E-04	3,30E-05	-1,10E-02	
EP-FreshWater	kg P -eq	1,02E-03	7,00E-06	2,29E-08	1,66E-08	0	1,47E-06	5,93E-08	-1,18E-04	
EP-Marine	kg N -eq	2,16E-02	4,15E-04	6,68E-06	2,10E-05	0	1,19E-04	1,15E-05	-2,86E-03	
EP-Terrestrial	mol N -eq	2,16E-01	4,66E-03	7,03E-05	2,30E-04	0	1,18E-03	1,28E-04	-3,13E-02	
POCP	kg NMVOC -eq	7,79E-02	1,78E-03	1,81E-05	6,34E-05	0	2,89E-04	3,66E-05	-1,33E-02	
ADP-minerals&metals ¹	kg Sb-eq	1,26E-02	2,75E-05	3,14E-08	6,98E-09	0	5,89E-07	7,52E-08	-2,57E-05	
ADP-fossil ¹	MJ	2,67E+02	1,14E+01	2,28E-02	6,26E-02	0	3,82E-01	1,06E-01	-1,93E+01	
WDP ¹	m ³	1,42E+03	1,36E+01	3,64E-02	1,33E-02	0	-6,49E+00	3,27E-01	-4,14E+01	







GWP-total = Global Warming Potential total; GWP-fossil = Global Warming Potential fossil fuels; GWP-biogenic = Global Warming Potential biogenic; GWP-luluc = Global Warming Potential land use and land use change; ODP = Depletion potential of the stratospheric ozone layer; AP = Acidification potential, Accumulated Exceedance; EP-freshwater = Eutrophication potential, fraction of nutrients reaching freshwater end compartment; EP-marine = Eutrophication potential, fraction of nutrients reaching marine end compartment; EP-terrestrial = Eutrophication potential, Accumulated Exceedance; POCP = Formation potential of tropospheric ozone; ADP-minerals&metals = Abiotic depletion potential for non-fossil resources; ADP-fossil = Abiotic depletion for fossil resources potential; WDP = Water (user) deprivation potential, deprivation-weighted water consumption

"Reading example: 9,0 E-03 = 9,0*10⁻³ = 0,009"

*INA Indicator Not Assessed

1. The results of this environmental impact indicator shall be used with care as the uncertainties on these results are high or as there is limited experienced with the indicator

Remarks to environmental impacts











Additional environmental impact indicators										
Indicator	Unit	A1-A3	A4	A5	C1	C2	C3	C4	D	
 PM	Disease incidence	1,60E-06	4,28E-08	1,89E-10	1,26E-09	0	1,79E-09	5,73E-10	-4,05E-07	
 IRP ²	kgBq U235 -eq	1,05E+00	4,98E-02	8,32E-05	2,68E-04	0	1,49E-03	4,39E-04	-5,43E-02	
 ETP-fw ¹	CTUe	5,38E+02	8,89E+00	2,58E-02	3,42E-02	0	5,85E+00	1,21E-01	-1,02E+02	
 HTP-c ¹	CTUh	7,21E-08	0,00E+00	3,00E-12	0,00E+00	0	1,82E-10	5,00E-12	-6,60E-09	
 HTP-nc ¹	CTUh	1,09E-06	1,07E-08	1,36E-10	3,20E-11	0	3,87E-09	2,27E-10	6,37E-08	
 SQP ¹	dimensionless	6,04E+02	6,78E+00	1,35E-02	7,95E-03	0	7,64E-02	1,78E-01	-1,37E+02	

PM = Particulate Matter emissions; IRP = Ionizing radiation – human health; ETP-fw = Eco toxicity – freshwater; HTP-c = Human toxicity – cancer effects; HTP-nc = Human toxicity – non cancer effects; SQP = Potential Soil Quality Index (dimensionless)

"Reading example: 9,0 E-03 = 9,0*10⁻³ = 0,009"

*INA Indicator Not Assessed

1. The results of this environmental impact indicator shall be used with care as the uncertainties on these results are high or as there is limited experienced with the indicator
2. This impact category deals mainly with the eventual impact of low dose ionizing radiation on human health of the nuclear fuel cycle. It does not consider effects due to possible nuclear accidents, occupational exposure nor due to radioactive waste disposal in underground facilities. Potential ionizing radiation from the soil, from radon and from some construction materials is also not measured by this indicator.

Resource use										
Indicator	Unit	A1-A3	A4	A5	C1	C2	C3	C4	D	
 PERE	MJ	2,70E+02	1,94E-01	4,71E-04	3,39E-04	0	3,72E-02	2,51E-03	-6,10E+01	
 PERM	MJ	9,77E+01	0,00E+00	-9,72E-01	0,00E+00	0	-9,05E+01	0,00E+00	0,00E+00	
 PERT	MJ	2,72E+02	1,94E-01	-9,71E-01	3,39E-04	0	-9,05E+01	2,51E-03	-6,10E+01	
 PENRE	MJ	2,56E+02	1,14E+01	2,28E-02	6,26E-02	0	4,80E-01	1,06E-01	-1,93E+01	
 PENRM	MJ	1,16E+01	0,00E+00	-8,49E-02	0,00E+00	0	-1,15E+01	0,00E+00	0,00E+00	
 PENRT	MJ	2,68E+02	1,14E+01	-6,22E-02	6,26E-02	0	-1,10E+01	1,06E-01	-1,93E+01	
 SM	kg	1,59E+00	0,00E+00	0,00E+00	3,07E-05	0	0,00E+00	0,00E+00	0,00E+00	
 RSF	MJ	8,95E-01	7,00E-03	1,37E-05	8,33E-06	0	9,34E-04	6,38E-05	2,44E-02	
 NRSF	MJ	4,51E-02	2,54E-02	1,52E-04	1,23E-04	0	0,00E+00	1,22E-02	-1,55E+00	
 FW	m ³	2,70E-01	1,36E-03	1,65E-05	3,22E-06	0	6,68E-04	9,80E-05	-6,02E-02	

PERE = Use of renewable primary energy excluding renewable primary energy resources used as raw materials; PERM = Use of renewable primary energy resources used as raw materials; PERT = Total use of renewable primary energy resources; PENRE = Use of non renewable primary energy excluding non-renewable primary energy resources used as raw materials; PENRM = Use of non renewable primary energy resources used as raw materials; PENRT = Total use of non renewable primary energy resources; SM = Use of secondary materials; RSF = Use of renewable secondary fuels; NRSF = Use of non-renewable secondary fuels; FW = Net use of fresh water

"Reading example: 9,0 E-03 = 9,0*10⁻³ = 0,009"

*INA Indicator Not Assessed

End of life - Waste										
Indicator	Unit	A1-A3	A4	A5	C1	C2	C3	C4	D	
HWD	kg	1,10E-01	6,31E-04	0,00E+00	1,84E-06	0	0,00E+00	1,15E+00	-6,80E-03	
NHWD	kg	5,84E+00	4,50E-01	7,20E-02	7,41E-05	0	9,50E-01	1,99E-01	-6,25E-01	
RWD	kg	1,75E-03	7,69E-05	0,00E+00	4,35E-07	0	0,00E+00	2,19E-06	-4,90E-05	

HWD = Hazardous waste disposed; NHWD = Non-hazardous waste disposed; RWD = Radioactive waste disposed

*Reading example: 9,0 E-03 = $9,0 \cdot 10^{-3} = 0,009$

*INA Indicator Not Assessed

End of life - Output flow										
Indicator	Unit	A1-A3	A4	A5	C1	C2	C3	C4	D	
CRU	kg	0,00E+00	0,00E+00	0,00E+00	0,00E+00	0	0,00E+00	0,00E+00	0,00E+00	
MFR	kg	3,42E-02	0,00E+00	1,02E-03	3,02E-05	0	2,50E+00	0,00E+00	0,00E+00	
MER	kg	7,27E-03	0,00E+00	6,94E-02	9,36E-08	0	9,50E-01	0,00E+00	0,00E+00	
EEE	MJ	1,12E-02	0,00E+00	4,83E-02	3,21E-07	0	3,30E-04	0,00E+00	0,00E+00	
EET	MJ	1,69E-01	0,00E+00	7,31E-01	4,86E-06	0	4,99E-03	0,00E+00	0,00E+00	

CRU = Components for re-use; MFR = Materials for recycling; MER = Materials for energy recovery; EEE = Exported energy electrical; EET = Exported energy thermal

*Reading example: 9,0 E-03 = $9,0 \cdot 10^{-3} = 0,009$

*INA Indicator Not Assessed

Biogenic Carbon Content		
Indicator	Unit	At the factory gate
Biogenic carbon content in product	kg C	3,89E+00
Biogenic carbon content in accompanying packaging	kg C	2,89E-02

Note: 1 kg biogenic carbon is equivalent to 44/12 kg CO₂

Additional requirements

Greenhouse gas emissions from the use of electricity in the manufacturing phase

National production mix from import, low voltage (production of transmission lines, in addition to direct emissions and losses in grid) of applied electricity for the manufacturing process (A3).

Electricity mix	Data source	Amount	Unit
Electricity, Norway, medium voltage (kWh)	ecoinvent 3.6	21,18	g CO ₂ -eq/kWh

Dangerous substances

The product contains no substances given by the REACH Candidate list.

Indoor environment

Trespil er leveres i brannimpregnert utførelse, brannklasse B-s1,d0.






Additional Environmental Information

Additional environmental impact indicators required in NPCR Part A for construction products									
Indicator	Unit	A1-A3	A4	A5	C1	C2	C3	C4	D
GWPIOBC	kg CO ₂ -eq	1,79E+01	7,64E-01	2,04E-03	4,55E-03	0	1,20E+00	1,66E-02	-2,28E+00

GWPIOBC: Global warming potential calculated according to the principle of instantaneous oxidation. In order to increase the transparency of biogenic carbon contribution to climate impact, the indicator GWP-IOBC is required as it declares climate impacts calculated according to the principle of instantaneous oxidation. GWP-IOBC is also referred to as GWP-GHG in context to Swedish public procurement legislation.

Bibliography

ISO 14025:2010 Environmental labels and declarations - Type III environmental declarations - Principles and procedures.
 ISO 14044:2006 Environmental management - Life cycle assessment - Requirements and guidelines.
 EN 15804:2012+A2:2019 Environmental product declaration - Core rules for the product category of construction products.
 ISO 21930:2017 Sustainability in buildings and civil engineering works - Core rules for environmental product declarations of construction products.
 ecoinvent v3, Allocation, cut-off by classification, Swiss Centre of Life Cycle Inventories.
 Iversen et al., (2021) eEPD v2021.09 Background information for EPD generator tool system verification, LCA.no Report number: 07.21
 Vold, M et al (2022): Background information for EPD generator application and LCA data, LCA.no report number: 07.23
 NPCR Part A: Construction products and services. Ver. 2.0. April 2021, EPD-Norge.
 IBU (2019) PCR Part B: Requirements on the EPD for Room partition systems, Ver. 1.7, 08.01.2019, Institut Bauen und Umwelt e.V.
 NS-EN 13964

 epd-norway <small>Global Program Operator</small>	Program operator and publisher The Norwegian EPD Foundation Post Box 5250 Majorstuen, 0303 Oslo, Norway	Phone: +47 23 08 80 00 e-mail: post@epd-norge.no web: www.epd-norge.no
 MODULVEGGER	Owner of the declaration: Modulvegger AS Sporpindveien 14, 3340 Åmot	Phone: +47 32778700 e-mail: modulvegger@modulvegger.no web: https://www.modulvegger.no/
	Author of the Life Cycle Assessment LCA.no AS Dokka 6B, 1671	Phone: +47 916 50 916 e-mail: post@lca.no web: www.lca.no
	Developer of EPD generator LCA.no AS Dokka 6B,1671 Kråkerøy	Phone: +47 916 50 916 e-mail: post@lca.no web: www.lca.no
	ECO Platform ECO Portal	web: www.eco-platform.org web: ECO Portal