

# Environmental product declaration

in accordance with ISO 14025 and EN 15804+A2

## PP Smooth Cable Protection Pipes Red



---

**PIPELIFE** 

The Norwegian EPD Foundation

**Owner of the declaration:**

Pipelife Sverige AB

**Product:**

PP Smooth Cable Protection Pipes Red

**Declared unit:**

1 kg

**This declaration is based on Product Category Rules:**

CEN Standard EN 15804:2012+A2:2019 serves as core PCR

NPCR Part A: Construction products and services

**Program operator:**

The Norwegian EPD Foundation

**Declaration number:**

NEPD-5459-4758-EN

**Registration number:**

NEPD-5459-4758-EN

**Issue date:**

27.11.2023

**Valid to:**

27.11.2028

**EPD Software:**

LCA.no EPD generator ID: 72588

## General information

### Product

PP Smooth Cable Protection Pipes Red

### Program operator:

Post Box 5250 Majorstuen, 0303 Oslo, Norway  
The Norwegian EPD Foundation  
Phone: +47 23 08 80 00  
web: [post@epd-norge.no](mailto:post@epd-norge.no)

### Declaration number:

NEPD-5459-4758-EN

### This declaration is based on Product Category Rules:

CEN Standard EN 15804:2012+A2:2019 serves as core PCR  
NPCR Part A: Construction products and services

### Statement of liability:

The owner of the declaration shall be liable for the underlying information and evidence. EPD Norway shall not be liable with respect to manufacturer information, life cycle assessment data and evidences.

### Declared unit:

1 kg PP Smooth Cable Protection Pipes Red

### Declared unit with option:

A1,A2,A3,A4,A5,C1,C2,C3,C4,D

### Functional unit:

Smooth multi layer pipe with conical socket included

### General information on verification of EPD from EPD tools:

Independent verification of data, other environmental information and the declaration according to ISO 14025:2010, § 8.1.3 and § 8.1.4. Verification of each EPD is made according to EPD-Norway's guidelines for verification and approval requiring that tools are i) integrated into the company's environmental management system, ii) the procedures for use of the EPD tool are approved by EPD-Norway, and iii) the process is reviewed annually by an independent third party verifier. See Appendix G of EPD-Norway's General Programme Instructions for further information on EPD tools

### Verification of EPD tool:

Independent third party verification of the EPD tool, background data and test-EPD in accordance with EPDNorway's procedures and guidelines for verification and approval of EPD tools. Approval number: NEPDT49.

Third party verifier:

Vito D'Incognito, Take Care International

(no signature required)

### Owner of the declaration:

Pipelife Sverige AB  
Contact person:  
Phone: +46 513 22114  
e-mail: [yvette.lennartsson@pipelife.com](mailto:yvette.lennartsson@pipelife.com)

### Manufacturer:

Pipelife Sverige AB

### Place of production:

Pipelife Sverige AB  
Box 50  
SE-524 02 Ljung , Sweden

### Management system:

EN ISO 9001:2015 and EN ISO 14001:2015

### Organisation no:

SE556087042901

### Issue date:

27.11.2023

### Valid to:

27.11.2028

### Year of study:

2022

### Comparability:

EPD of construction products may not be comparable if they not comply with EN 15804 and seen in a building context.

### Development and verification of EPD:

The declaration is created using EPD tool lca.tools ver EPD2022.03, developed by LCA.no. The EPD tool is integrated in the company's management system, and has been approved by EPD Norway.

Developer of EPD: Yvette Lennartsson

Reviewer of company-specific input data and EPD: Bjørn Svensson

### Approved:



Håkon Hauan, CEO EPD-Norge

## Product

### Product description:

Smooth PP cable protection pipes red, in 6m lengths.

### Product specification

70023850, 70023851, 70023852, 70023853, 70023854, 70023855, 70023856, 70023857

Product related data to be found at Pipelife Sverige AB product catalogue <https://catalog.pipelife.com/dk>

| Materials          | kg   | %     |
|--------------------|------|-------|
| Pigments           | 0,05 | 5,00  |
| Polypropylene (PP) | 0,95 | 95,00 |
| Total              | 1,00 |       |

### Technical data:

PP material with density 905 kg/m<sup>3</sup>.

### Market:

Europe, with scenario made for the Danish market.

### Reference service life, product

Lifetime on product calculated more than 100 years.

### Reference service life, building or construction works

## LCA: Calculation rules

### Declared unit:

1 kg PP Smooth Cable Protection Pipes Red

### Cut-off criteria:

All major raw materials and all the essential energy is included. The production processes for raw materials and energy flows with very small amounts (less than 1%) are not included. These cut-off criteria do not apply for hazardous materials and substances.

### Allocation:

The allocation is made in accordance with the provisions of EN 15804:2012+A2:2019. Incoming energy and water and waste production in-house is allocated equally among all products through mass allocation. Effects of primary production of recycled materials is allocated to the main product in which the material was used. The recycling process and transportation of the material is allocated to this analysis.

### Data quality:

Specific data for the product composition are provided by the manufacturer. The data represent the production of the declared product and were collected for EPD development in the year of study. Background data is based on EPDs according to EN 15804 and different LCA databases. The data quality of the raw materials in A1 is presented in the table below.

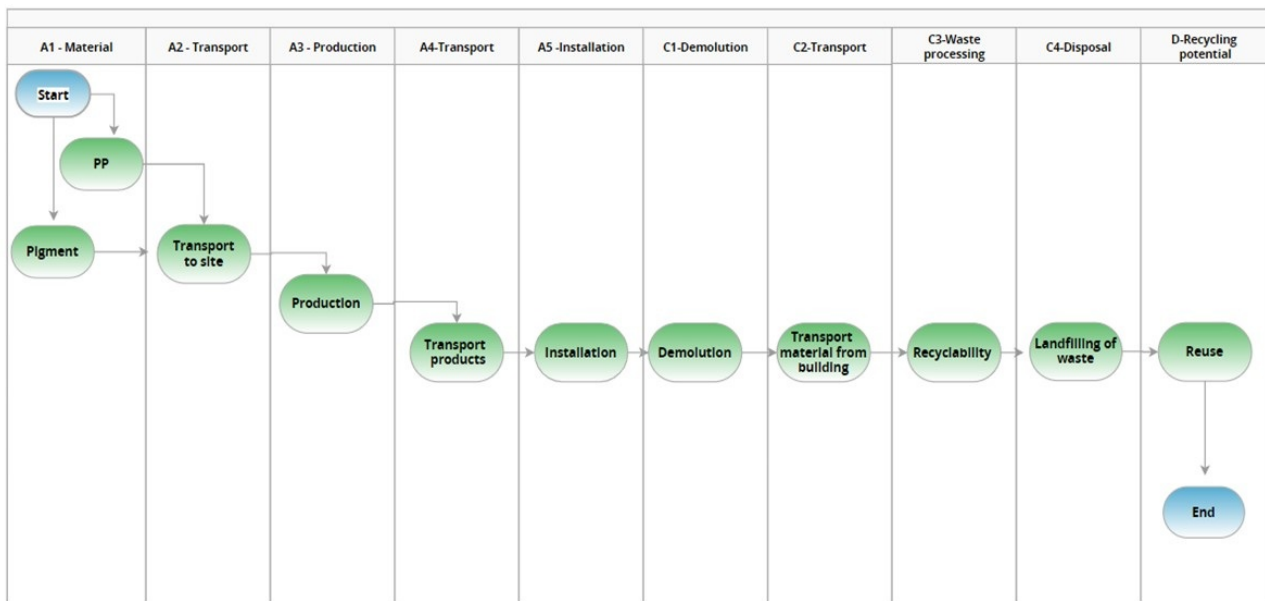
| Materials          | Source        | Data quality | Year |
|--------------------|---------------|--------------|------|
| Pigments           | ecoinvent 3.6 | Database     | 2019 |
| Polypropylene (PP) | ecoinvent 3.6 | Database     | 2019 |

**System boundaries (X=included, MND=module not declared, MNR=module not relevant)**

| Product stage |           |               | Construction installation stage |          | Use stage |             |        |             |               |                        |                       | End of life stage          |           |                  |          | Beyond the system boundaries       |
|---------------|-----------|---------------|---------------------------------|----------|-----------|-------------|--------|-------------|---------------|------------------------|-----------------------|----------------------------|-----------|------------------|----------|------------------------------------|
| Raw materials | Transport | Manufacturing | Transport                       | Assembly | Use       | Maintenance | Repair | Replacement | Refurbishment | Operational energy use | Operational water use | De-construction demolition | Transport | Waste processing | Disposal | Reuse-Recovery-Recycling-potential |
| A1            | A2        | A3            | A4                              | A5       | B1        | B2          | B3     | B4          | B5            | B6                     | B7                    | C1                         | C2        | C3               | C4       | D                                  |
| X             | X         | X             | X                               | X        | MND       | MND         | MND    | MND         | MND           | MND                    | MND                   | X                          | X         | X                | X        | X                                  |

**System boundary:**

**Process A1-D PP Smooth Cable Protection Pipes SRN/SRS**



**Additional technical information:**

## LCA: Scenarios and additional technical information

The following information describe the scenarios in the different modules of the EPD.

A5 = 5 % product losses during installation are estimated by the company. According to NPCR 028, other activities such as excavating/backfilling trenches and other additional materials are not included, these are expected to be included at construction level assessments.

C1 = According to NPCR 028, other activities such as excavating/backfilling trenches and other additional materials are not included, these are expected to be included at construction level assessments. This module can therefore be included with zero impact.

C2 = Estimated transport of product 100 km.

C3 - C4 =Waste treatment of the product follows the default values provided in EN 50693, Product Category Rules for life cycle assessments of electronic and electrical products and systems, table G.4. This table specified how different types of raw materials used in A1 will likely be treated during the end-of-life of the product. Waste treatments in C3 include material recycling and incineration with and without energy recovery and fly ash extraction. Disposal in C4 consist of landfilling of different waste fractions and of ashes.

D = The recyclability of metals and plastics allows the producers a credit for the net scrap that is produced at the end of a product's life. The benefits from recycling of net scrap are described in formula from EN 15804:2012+A2:2019. Substitution of heat and electricity generated by the incineration with energy recovery of plastics is also calculated in module D.

| Transport from production place to user (A4)   | Capacity utilisation (incl. return) % | Distance (km) | Fuel/Energy Consumption | Unit  | Value (Liter/tonne) |
|--|---------------------------------------|---------------|-------------------------|-------|---------------------|
| Truck, over 32 tonnes, EURO 6 (km)   | 53,3 %                                | 100           | 0,023                   | l/tkm | 2,30                |
| Assembly (A5)  |                                       | Unit          | Value                   |       |                     |
| Product loss during installation (percentage of cable pipe)  | Units/DU                              | 0,05          |                         |       |                     |
| Transport to waste processing (C2)   | Capacity utilisation (incl. return) % | Distance (km) | Fuel/Energy Consumption | Unit  | Value (Liter/tonne) |
| Truck, 16-32 tonnes, EURO 6 (km)   | 36,7 %                                | 100           | 0,043                   | l/tkm | 4,30                |
| Waste processing (C3)  |                                       | Unit          | Value                   |       |                     |
| Waste treatment of plastic mixture, incineration with energy recovery and fly ash extraction (kg)    | kg                                    | 0,03          |                         |       |                     |
| Waste treatment of polypropylene (PP), incineration with energy recovery and fly ash extraction (kg) | kg                                    | 0,48          |                         |       |                     |
| Disposal (C4)  |                                       | Unit          | Value                   |       |                     |
| Landfilling of ashes from incineration of Plastic mixture, process per kg ashes and residues (kg)    | kg                                    | 0,00          |                         |       |                     |
| Landfilling of ashes from incineration of Polypropylene (PP), process per kg ashes and residues (kg) | kg                                    | 0,01          |                         |       |                     |
| Landfilling of plastic mixture (kg)  | kg                                    | 0,63          |                         |       |                     |
| Benefits and loads beyond the system boundaries (D)  |                                       | Unit          | Value                   |       |                     |
| Substitution of electricity (MJ)   | MJ                                    | 0,81          |                         |       |                     |
| Substitution of thermal energy, district heating (MJ)  | MJ                                    | 12,28         |                         |       |                     |

## LCA: Results

The LCA results are presented below for the declared unit defined on page 2 of the EPD document.

| Environmental impact             |                        |          |          |          |          |          |    |          |          |          |           |  |
|----------------------------------|------------------------|----------|----------|----------|----------|----------|----|----------|----------|----------|-----------|--|
| Indicator                        | Unit                   | A1       | A2       | A3       | A4       | A5       | C1 | C2       | C3       | C4       | D         |  |
| GWP-total                        | kg CO <sub>2</sub> -eq | 1,90E+00 | 1,05E-01 | 8,61E-02 | 8,72E-03 | 1,72E-01 | 0  | 1,63E-02 | 1,27E+00 | 7,22E-02 | -7,38E-02 |  |
| GWP-fossil                       | kg CO <sub>2</sub> -eq | 1,89E+00 | 1,05E-01 | 8,20E-02 | 8,71E-03 | 1,71E-01 | 0  | 1,63E-02 | 1,27E+00 | 7,22E-02 | -7,12E-02 |  |
| GWP-biogenic                     | kg CO <sub>2</sub> -eq | 8,54E-03 | 4,30E-05 | 1,25E-03 | 3,73E-06 | 4,93E-04 | 0  | 6,76E-06 | 1,13E-05 | 6,78E-06 | -1,47E-04 |  |
| GWP-luluc                        | kg CO <sub>2</sub> -eq | 4,62E-04 | 3,12E-05 | 2,82E-03 | 2,65E-06 | 1,66E-04 | 0  | 5,81E-06 | 1,77E-06 | 1,51E-06 | -2,45E-03 |  |
| ODP                              | kg CFC11-eq            | 3,04E-08 | 2,42E-08 | 2,58E-08 | 2,10E-09 | 4,35E-09 | 0  | 3,70E-09 | 1,08E-09 | 2,03E-09 | -5,19E-03 |  |
| AP                               | mol H <sup>+</sup> -eq | 6,55E-03 | 4,39E-04 | 5,39E-04 | 2,80E-05 | 3,89E-04 | 0  | 4,69E-05 | 1,66E-04 | 5,11E-05 | -5,86E-04 |  |
| EP-FreshWater                    | kg P -eq               | 2,66E-05 | 8,01E-07 | 4,44E-06 | 6,93E-08 | 1,61E-06 | 0  | 1,31E-07 | 1,13E-07 | 7,47E-08 | -6,33E-06 |  |
| EP-Marine                        | kg N -eq               | 1,09E-03 | 1,32E-04 | 1,32E-04 | 6,14E-06 | 7,66E-05 | 0  | 9,29E-06 | 7,92E-05 | 9,24E-05 | -1,92E-04 |  |
| EP-Terrestrial                   | mol N -eq              | 1,21E-02 | 1,46E-03 | 1,56E-03 | 6,85E-05 | 8,11E-04 | 0  | 1,04E-04 | 8,53E-04 | 2,02E-04 | -2,07E-03 |  |
| POCP                             | kg NMVOC-eq            | 5,79E-03 | 4,67E-04 | 4,07E-04 | 2,69E-05 | 3,48E-04 | 0  | 3,98E-05 | 2,05E-04 | 7,27E-05 | -5,72E-04 |  |
| ADP-minerals&metals <sup>1</sup> | kg Sb -eq              | 1,63E-05 | 1,89E-06 | 2,26E-06 | 1,55E-07 | 1,04E-06 | 0  | 4,51E-07 | 5,08E-08 | 5,15E-08 | -7,08E-07 |  |
| ADP-fossil <sup>1</sup>          | MJ                     | 6,83E+01 | 1,62E+00 | 5,55E+00 | 1,41E-01 | 3,80E+00 | 0  | 2,47E-01 | 9,01E-02 | 1,51E-01 | -1,02E+00 |  |
| WDP <sup>1</sup>                 | m <sup>3</sup>         | 5,60E+01 | 1,28E+00 | 5,17E+02 | 1,08E-01 | 2,88E+01 | 0  | 2,39E-01 | 2,49E-01 | 1,29E+00 | -1,27E+01 |  |

GWP-total = Global Warming Potential total; GWP-fossil = Global Warming Potential fossil fuels; GWP-biogenic = Global Warming Potential biogenic; GWP-luluc = Global Warming Potential land use and land use change; ODP = Depletion potential of the stratospheric ozone layer; AP = Acidification potential, Accumulated Exceedance; EP-freshwater = Eutrophication potential, fraction of nutrients reaching freshwater end compartment; EP-marine = Eutrophication potential, fraction of nutrients reaching marine end compartment; EP-terrestrial = Eutrophication potential, Accumulated Exceedance; POCP = Formation potential of tropospheric ozone; ADP-minerals&metals = Abiotic depletion potential for non-fossil resources; ADP-fossil = Abiotic depletion for fossil resources potential; WDP = Water (user) deprivation potential, deprivation-weighted water consumption

"Reading example: 9,0 E-03 = 9,0\*10<sup>-3</sup> = 0,009"

\*INA Indicator Not Assessed

1. The results of this environmental impact indicator shall be used with care as the uncertainties on these results are high or as there is limited experienced with the indicator

### Remarks to environmental impacts

The products are produced on 100% renewable energy according mass balance principle.

| Additional environmental impact indicators |                   |          |          |          |          |          |    |          |          |          |           |  |
|--|-------------------|----------|----------|----------|----------|----------|----|----------|----------|----------|-----------|--|
| Indicator                                  | Unit              | A1       | A2       | A3       | A4       | A5       | C1 | C2       | C3       | C4       | D         |  |
| PM   | Disease incidence | 5,69E-08 | 9,06E-09 | 6,87E-09 | 8,00E-10 | 3,78E-09 | 0  | 1,00E-09 | 7,71E-10 | 1,01E-09 | -3,55E-08 |  |
| IRP <sup>2</sup>                           | kgBq U235 -eq     | 3,37E-02 | 7,10E-03 | 1,76E-01 | 6,18E-04 | 1,09E-02 | 0  | 1,08E-03 | 1,63E-04 | 7,27E-04 | -6,50E-03 |  |
| ETP-fw <sup>1</sup>                        | CTUe              | 9,17E+00 | 1,19E+00 | 3,13E+00 | 1,03E-01 | 7,11E-01 | 0  | 1,83E-01 | 3,68E-01 | 1,86E-01 | -5,54E+00 |  |
| HTP-c <sup>1</sup>                         | CTUh              | 3,85E-10 | 0,00E+00 | 1,32E-10 | 0,00E+00 | 2,80E-11 | 0  | 0,00E+00 | 3,10E-11 | 5,00E-12 | -1,02E-10 |  |
| HTP-nc <sup>1</sup>                        | CTUh              | 1,10E-08 | 1,16E-09 | 3,13E-09 | 1,00E-10 | 8,38E-10 | 0  | 2,00E-10 | 1,19E-09 | 1,35E-10 | -5,31E-09 |  |
| SQP <sup>1</sup>                           | dimensionless     | 1,78E+00 | 1,79E+00 | 2,35E+00 | 1,62E-01 | 3,36E-01 | 0  | 1,73E-01 | 1,18E-02 | 5,63E-01 | -6,81E+00 |  |

PM = Particulate Matter emissions; IRP = Ionizing radiation – human health; ETP-fw = Eco toxicity – freshwater; HTP-c = Human toxicity – cancer effects; HTP-nc = Human toxicity – non cancer effects; SQP = Potential Soil Quality Index (dimensionless)

"Reading example: 9,0 E-03 = 9,0\*10<sup>-3</sup> = 0,009"

\*INA Indicator Not Assessed

1. The results of this environmental impact indicator shall be used with care as the uncertainties on these results are high or as there is limited experienced with the indicator
2. This impact category deals mainly with the eventual impact of low dose ionizing radiation on human health of the nuclear fuel cycle. It does not consider effects due to possible nuclear accidents, occupational exposure nor due to radioactive waste disposal in underground facilities. Potential ionizing radiation from the soil, from radon and from some construction materials is also not measured by this indicator.

| Resource use |                |          |          |          |          |          |    |          |          |          |           |  |
|--------------|----------------|----------|----------|----------|----------|----------|----|----------|----------|----------|-----------|--|
| Indicator    | Unit           | A1       | A2       | A3       | A4       | A5       | C1 | C2       | C3       | C4       | D         |  |
| PERE         | MJ             | 9,51E-01 | 2,07E-02 | 2,46E+00 | 1,78E-03 | 1,72E-01 | 0  | 3,54E-03 | 2,94E-03 | 7,05E-03 | -6,29E+00 |  |
| PERM         | MJ             | 0,00E+00 | 0,00E+00 | 0,00E+00 | 0,00E+00 | 0,00E+00 | 0  | 0,00E+00 | 0,00E+00 | 0,00E+00 | 0,00E+00  |  |
| PERT         | MJ             | 9,51E-01 | 2,07E-02 | 2,46E+00 | 1,78E-03 | 1,72E-01 | 0  | 3,54E-03 | 2,94E-03 | 7,05E-03 | -6,29E+00 |  |
| PENRE        | MJ             | 3,98E+01 | 1,63E+00 | 5,63E+00 | 1,41E-01 | 2,38E+00 | 0  | 2,47E-01 | 9,01E-02 | 1,51E-01 | -1,02E+00 |  |
| PENRM        | MJ             | 3,11E+01 | 0,00E+00 | 0,00E+00 | 0,00E+00 | 1,56E+00 | 0  | 0,00E+00 | 0,00E+00 | 0,00E+00 | 0,00E+00  |  |
| PENRT        | MJ             | 7,10E+01 | 1,63E+00 | 5,63E+00 | 1,41E-01 | 3,94E+00 | 0  | 2,47E-01 | 9,01E-02 | 1,51E-01 | -1,02E+00 |  |
| SM           | kg             | 0,00E+00 | 0,00E+00 | 1,34E-03 | 0,00E+00 | 7,02E-05 | 0  | 0,00E+00 | 0,00E+00 | 6,86E-05 | 0,00E+00  |  |
| RSF          | MJ             | 5,35E-02 | 7,25E-04 | 1,28E-02 | 6,23E-05 | 3,37E-03 | 0  | 1,26E-04 | 7,82E-05 | 1,48E-04 | -1,10E-03 |  |
| NRSF         | MJ             | 5,63E-03 | 2,45E-03 | 3,34E-02 | 2,09E-04 | 2,19E-03 | 0  | 4,52E-04 | 0,00E+00 | 1,92E-03 | -3,73E-01 |  |
| FW           | m <sup>3</sup> | 1,97E-02 | 1,84E-04 | 5,95E-02 | 1,61E-05 | 4,00E-03 | 0  | 2,64E-05 | 2,95E-04 | 1,85E-04 | -7,57E-03 |  |

PERE = Use of renewable primary energy excluding renewable primary energy resources used as raw materials; PERM = Use of renewable primary energy resources used as raw materials; PERT = Total use of renewable primary energy resources; PENRE = Use of non renewable primary energy excluding non-renewable primary energy resources used as raw materials; PENRM = Use of non renewable primary energy resources used as raw materials; PENRT = Total use of non renewable primary energy resources; SM = Use of secondary materials; RSF = Use of renewable secondary fuels; NRSF = Use of non-renewable secondary fuels; FW = Net use of fresh water

\*Reading example: 9,0 E-03 = 9,0\*10<sup>-3</sup> = 0,009"

\*INA Indicator Not Assessed



| End of life - Waste |      |    |          |          |          |          |          |    |          |          |          |           |
|---------------------|------|----|----------|----------|----------|----------|----------|----|----------|----------|----------|-----------|
| Indicator           | Unit | A1 | A2       | A3       | A4       | A5       | C1       | C2 | C3       | C4       | D        |           |
|                     | HWD  | kg | 1,11E-03 | 8,84E-05 | 3,10E-03 | 7,74E-06 | 8,15E-04 | 0  | 1,27E-05 | 0,00E+00 | 1,20E-02 | -4,78E-05 |
|                     | NHWD | kg | 5,64E-02 | 1,35E-01 | 2,13E-02 | 1,23E-02 | 4,31E-02 | 0  | 1,20E-02 | 0,00E+00 | 6,32E-01 | -2,41E-02 |
|                     | RWD  | kg | 2,90E-05 | 1,11E-05 | 7,91E-05 | 9,66E-07 | 6,09E-06 | 0  | 1,68E-06 | 0,00E+00 | 9,89E-07 | -5,33E-06 |

HWD = Hazardous waste disposed; NHWD = Non-hazardous waste disposed; RWD = Radioactive waste disposed

\*Reading example: 9,0 E-03 =  $9,0 \cdot 10^{-3} = 0,009$

\*INA Indicator Not Assessed

| End of life - Output flow |      |    |          |          |          |          |          |    |          |          |          |          |
|---------------------------|------|----|----------|----------|----------|----------|----------|----|----------|----------|----------|----------|
| Indicator                 | Unit | A1 | A2       | A3       | A4       | A5       | C1       | C2 | C3       | C4       | D        |          |
|                           | CRU  | kg | 0,00E+00 | 0,00E+00 | 0,00E+00 | 0,00E+00 | 0,00E+00 | 0  | 0,00E+00 | 0,00E+00 | 0,00E+00 | 0,00E+00 |
|                           | MFR  | kg | 0,00E+00 | 0,00E+00 | 1,76E-04 | 0,00E+00 | 1,16E-05 | 0  | 0,00E+00 | 0,00E+00 | 5,61E-05 | 0,00E+00 |
|                           | MER  | kg | 0,00E+00 | 0,00E+00 | 1,09E-03 | 0,00E+00 | 2,51E-02 | 0  | 0,00E+00 | 5,00E-01 | 1,37E-06 | 0,00E+00 |
|                           | EEE  | MJ | 0,00E+00 | 0,00E+00 | 7,37E-03 | 0,00E+00 | 4,10E-02 | 0  | 0,00E+00 | 8,12E-01 | 8,89E-05 | 0,00E+00 |
|                           | EET  | MJ | 0,00E+00 | 0,00E+00 | 1,12E-01 | 0,00E+00 | 6,20E-01 | 0  | 0,00E+00 | 1,23E+01 | 1,35E-03 | 0,00E+00 |

CRU = Components for re-use; MFR = Materials for recycling; MER = Materials for energy recovery; EEE = Exported energy electrical; EET = Exported energy thermal

\*Reading example: 9,0 E-03 =  $9,0 \cdot 10^{-3} = 0,009$

\*INA Indicator Not Assessed

| Biogenic Carbon Content                           |      |                     |
|---|------|---------------------|
| Indicator   | Unit | At the factory gate |
| Biogenic carbon content in product                | kg C | 0,00E+00            |
| Biogenic carbon content in accompanying packaging | kg C | 0,00E+00            |

Note: 1 kg biogenic carbon is equivalent to 44/12 kg CO<sub>2</sub>

## Additional requirements

### Greenhouse gas emissions from the use of electricity in the manufacturing phase

National production mix from import, low voltage (production of transmission lines, in addition to direct emissions and losses in grid) of applied electricity for the manufacturing process (A3).

| Electricity mix           | Data source   | Amount | Unit                      |
|---------------------------|---------------|--------|---------------------------|
| Electricity, Sweden (kWh) | ecoinvent 3.6 | 54,94  | g CO <sub>2</sub> -eq/kWh |

### Dangerous substances

The product contains no substances given by the REACH Candidate list.

### Indoor environment

## Additional Environmental Information

| Additional environmental impact indicators required in NPCR Part A for construction products |                        |          |          |          |          |          |    |          |          |          |           |
|--|------------------------|----------|----------|----------|----------|----------|----|----------|----------|----------|-----------|
| Indicator  | Unit                   | A1       | A2       | A3       | A4       | A5       | C1 | C2       | C3       | C4       | D         |
| GWPIOBC  | kg CO <sub>2</sub> -eq | 1,77E+00 | 1,05E-01 | 6,09E-02 | 8,72E-03 | 1,61E-01 | 0  | 1,63E-02 | 1,27E+00 | 8,92E-04 | -7,27E-02 |

GWPI-IOBC: Global warming potential calculated according to the principle of instantaneous oxidation. In order to increase the transparency of biogenic carbon contribution to climate impact, the indicator GWP-IOBC is required as it declares climate impacts calculated according to the principle of instantaneous oxidation. GWP-IOBC is also referred to as GWP-GHG in context to Swedish public procurement legislation.

## Bibliography

ISO 14025:2010. Environmental labels and declarations - Type III environmental declarations - Principles and procedures. International Organization for Standardization.

ISO 14044:2006. Environmental management - Life cycle assessment - Requirements and guidelines. International Organization for Standardization.

EN 15804:2012+A2:2019. Environmental product declaration - Core rules for the product category of construction products. European Committee for Standardization.

ISO 21930:2017. Sustainability in buildings and civil engineering works - Core rules for environmental product declarations of construction products. International Organization for Standardization.

EN 50693:2019. Product category rules for life cycle assessments of electronic and electrical products and systems. European Committee for Standardization.






Ecoinvent v3, 2019. Allocation, cut-off by classification. Swiss Centre of Life Cycle Inventories.

Iversen et al., (2021). eEPD v2021.09, background information for EPD generator tool system verification, LCA.no. Report number: 07.21. System verification report.

Philis et al., (2022). EPD generator for NPCR 028 part B for cable pipes, background information for EPD generator application and LCA data, LCA.no Report number: 06.22. PCR verification report.

EPD Norway (2022). NPCR Part A: Construction products and services. The Norwegian EPD foundation. Version 2.0 published 24.03.2021.

EPD Norway (2022). NPCR 027 Part B for cable pipes. The Norwegian EPD foundation. Version 2.0 published 31.03.2022.

|   |  |   |
|---|--|---|
|  <b>epd-norway</b><br><small>Global Program Operator</small> | <b>Program operator and publisher</b><br>The Norwegian EPD Foundation<br>Post Box 5250 Majorstuen, 0303 Oslo, Norway | Phone: +47 23 08 80 00<br>e-mail: <a href="mailto:post@epd-norge.no">post@epd-norge.no</a><br>web: <a href="http://www.epd-norge.no">www.epd-norge.no</a> |
|    | <b>Owner of the declaration:</b><br>Pipelife Sverige AB<br>Box 50 , SE-524 02 Ljung                                  | Phone: +46 513 22114<br>e-mail: <a href="mailto:yvette.lennartsson@pipelife.com">yvette.lennartsson@pipelife.com</a><br>web:                              |
|   | <b>Author of the Life Cycle Assessment</b><br>LCA.no AS<br>Dokka 6B, 1671  | Phone: +47 916 50 916<br>e-mail: <a href="mailto:post@lca.no">post@lca.no</a><br>web: <a href="http://www.lca.no">www.lca.no</a>                          |
|    | <b>Developer of EPD generator</b><br>LCA.no AS<br>Dokka 6B,1671 Kråkerøy   | Phone: +47 916 50 916<br>e-mail: <a href="mailto:post@lca.no">post@lca.no</a><br>web: <a href="http://www.lca.no">www.lca.no</a>                          |
|    | ECO Platform<br>ECO Portal   | web: <a href="http://www.eco-platform.org">www.eco-platform.org</a><br>web: ECO Portal  |