

Environmental product declaration

in accordance with ISO 14025 and EN 15804+A2

Roth Alu-LaserPlus® TG RIR X-Plus



Owner of the declaration:

Roth North Europe A/S

Product:

Roth Alu-LaserPlus® TG RIR X-Plus

Declared unit:

1 kg

This declaration is based on Product Category Rules:

CEN Standard EN 15804:2012+A2:2019 serves as core PCR

NPCR Part A: Construction products and services

Program operator:

The Norwegian EPD Foundation

Declaration number:

NEPD-5077-4410-EN

Registration number:

NEPD-5077-4410-EN

Issue date: 28.09.2023

Valid to: 28.09.2028

EPD Software:

LCA.no EPD generator ID: 73961

General information

Product

Roth Alu-LaserPlus® TG RIR X-Plus

Program operator:

Post Box 5250 Majorstuen, 0303 Oslo, Norway
The Norwegian EPD Foundation
Phone: +47 23 08 80 00
web: post@epd-norge.no

Declaration number: NEPD-5077-4410-EN

This declaration is based on Product Category Rules:

CEN Standard EN 15804:2012+A2:2019 serves as core PCR
NPCR Part A: Construction products and services

Statement of liability:

The owner of the declaration shall be liable for the underlying information and evidence. EPD Norway shall not be liable with respect to manufacturer information, life cycle assessment data and evidences.

Declared unit:

1 kg Roth Alu-LaserPlus® TG RIR X-Plus

Declared unit with option:

A1,A2,A3,A4,A5,C1,C2,C3,C4,D

Functional unit:

General information on verification of EPD from EPD tools:

Independent verification of data, other environmental information and the declaration according to ISO 14025:2010, § 8.1.3 and § 8.1.4. Verification of each EPD is made according to EPD-Norway's guidelines for verification and approval requiring that tools are i integrated into the company's environmental management system, ii the procedures for use of the EPD tool are approved by EPD-Norway, and iii the process is reviewed annually by an independent third party verifier. See Appendix G of EPD-Norway's General Programme Instructions for further information on EPD tools

Verification of EPD tool:

Independent third party verification of the EPD tool, background data and test-EPD in accordance with EPD Norway's procedures and guidelines for verification and approval of EPD tools.

Third party verifier:

(no signature required)

Owner of the declaration:

Roth North Europe A/S
Contact person: Stine Bøgh Petersen
Phone: +45 47 33 97 00
e-mail: sustainability@roth-northeurope.com

Manufacturer:

Roth North Europe A/S

Place of production:

Roth North Europe A/S
Centervej 5
3600 Frederikssund, Denmark

Management system:

EN ISO 9001:2015, EN ISO 14001:2015

Organisation no:

34012113

Issue date: 28.09.2023

Valid to: 28.09.2028

Year of study:

2021

Comparability:

EPD of construction products may not be comparable if they not comply with EN 15804 and seen in a building context.


Development and verification of EPD:

The declaration is created using EPD tool lca.tools ver EPD2022.03, developed by LCA.no. The EPD tool is integrated in the company's management system, and has been approved by EPD Norway.

Developer of EPD: Stine Bøgh Petersen

Reviewer of company-specific input data and EPD: Kim Haugsted Neubert

Approved:



Håkon Hauan
Managing Director of EPD-Norway

Product

Product description:

The Roth Alu-LaserPlus® TG RIR X-Plus is a 5-layer pipe with a corrugated pipe and insulation. The Roth Alu-LaserPlus® pipe utilizes the best properties of Pe-XC and metal. The couplings to the system are based on pressing technology, which is easy to install and gives the safest result.

The Roth Alu-LaserPlus® pipe is a high-quality product specially developed for heating, cooling and hot water. What is unique to Roth Alu-LaserPlus® pipe is the aluminum sheath, which is laser welded to achieve the best tolerance and homogeneity. The Roth Alu-LaserPlus® pipe is made of two layers of PE-RT with a layer of aluminum in between. Due to the flexibility of the PE-RT, the Roth Alu-LaserPlus® pipe becomes the market's most flexible pipe to work with.

Production of the Roth Alu-LaserPlus® TG RIR X-Plus pipe takes place at the company's own German factories, ensuring stringent quality control measures aligned with ISO 9001 standards. This commitment to quality assurance further reinforces the reliability and performance of the Roth Alu-LaserPlus® TG RIR X-Plus.

To enhance its structural integrity, the pipe is equipped with an outer corrugated layer, which has received approval from Sintef based on the TG2556 standard. The external corrugated pipe further reinforces the reliability and durability of the Roth Alu-LaserPlus® TG RIR X-Plus pipe, and secures a watertight tap water installation and an exchangeable basic pipe.

The Roth Alu-LaserPlus® TG RIR X-Plus pipe is available in dimension 16 x 2.0mm, 20 x 2.0mm and 26 x 3.0mm

Roth Alu-LaserPlus® TG RIR X-Plus comes as pre-insulated in 20mm.

Product specification

Materials	Value	Unit
Polyethylene mid density (basic pipe)	30-40	%
Polyethylene (adhesive layer)	0-5	%
Polyethylene low density (process aid)	0-5	%
Aluminium	10-20	%
Polyethylene (corrugated pipe)	20-30	%
Polyethylene low density (insulation foam)	30-40	%

Technical data:

The Roth Alu-LaserPlus® TG RIR X-Plus is one of the most flexible pipe on the market. It exhibits excellent heat stability, allowing for a permissible operating temperature of up to 70°C (with a maximum short-term temperature of 95°C) at an operating pressure of 6 bar (with a maximum short-term pressure of 10 bar). Additionally, it possesses a heat-conduction capacity of 0.35 W/mK.

The Roth Alu-LaserPlus® TG RIR X-Plus pipe also proves to be very strong and robust in long-term tests at high temperatures. An Roth Alu-LaserPlus® TG RIR X-Plus pipe features a safety factor that goes well beyond the normal requirement. Continuous tests are performed in accordance with DIN 16892.

The corrugated pipe secures a watertight tap water installation whereto the closed cell polyethylene foam insulation can be used to prevent any unnecessary heat loss and proper condensation control on the surface of the pipe.

Market:

Denmark, Sweden, Norway, Finland and UK

Reference service life, product

50 years (Haugbølle, K., et.al, 2022)

Reference service life, building or construction works

50 years (Haugbølle, K., et.al, 2022)

LCA: Calculation rules

Declared unit:

1 kg Roth Alu-LaserPlus® TG RIR X-Plus

Cut-off criteria:

All major raw materials and all the essential energy is included. The production processes for raw materials and energy flows with very small amounts (less than 1%) are not included. These cut-off criteria do not apply for hazardous materials and substances.

Allocation:

The allocation is made in accordance with the provisions of EN 15804. Incoming energy and water and waste production in-house is allocated equally among all products through mass allocation. Effects of primary production of recycled materials is allocated to the main product in which the material was used. The recycling process and transportation of the material is allocated to this analysis.

Data quality:

Specific data for the product composition are provided by the manufacturer. The data represent the production of the declared product and were collected for EPD development in the year of study. Background data is based on EPDs according to EN 15804 and different LCA databases. The data quality of the raw materials in A1 is presented in the table below.

Materials	Source	Data quality	Year
Aluminium foil	ecoinvent 3.6	Database	2019
Insulation, Plastic based	ecoinvent 3.6	Database	2019
Plastic - Polyethylene	ecoinvent 3.6	Database	2019
Plastic - Polyethylene (LDPE)	ecoinvent 3.6	Database	2019
Plastic - Polyethylene (MDPE)	ecoinvent 3.6	Database	2019

System boundaries (X=included, MND=module not declared, MNR=module not relevant)

Product stage			Construction installation stage		Use stage							End of life stage				Beyond the system boundaries
Raw materials	Transport	Manufacturing	Transport	Assembly	Use	Maintenance	Repair	Replacement	Refurbishment	Operational energy use	Operational water use	De-construction demolition	Transport	Waste processing	Disposal	Reuse-Recovery-Recycling-potential
A1	A2	A3	A4	A5	B1	B2	B3	B4	B5	B6	B7	C1	C2	C3	C4	D
X	X	X	X	X	MND	MND	MND	MND	MND	MND	MND	X	X	X	X	X

System boundary:

Module A1: Packaging has not been included due to several different available packaging options*.

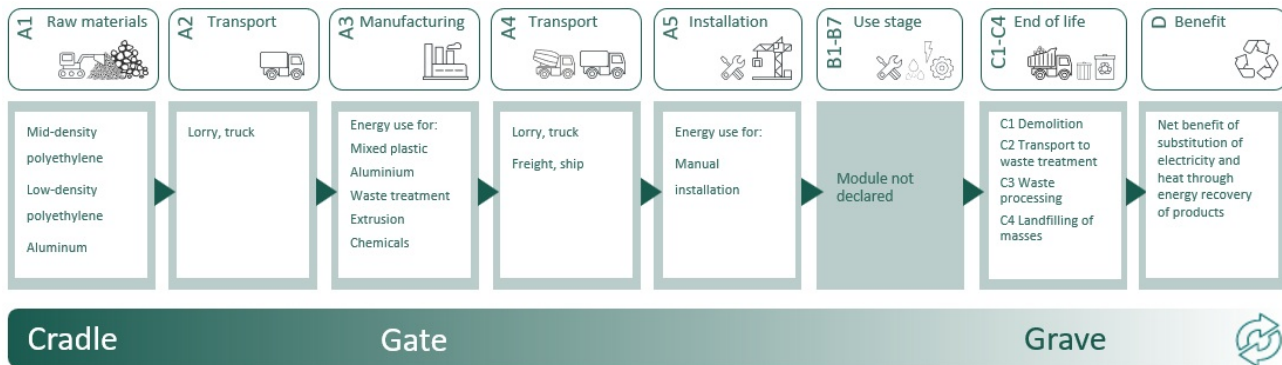
Module A4: The transportation distances provided in this EPD are derived from precise data concerning the distances between the production facility and various sales departments in different countries. Subsequently, it is assumed that the distribution from each of these sales departments to the end customers is an approximate distance of 300 km*.

Transportation by truck is assumed distribution of 80% EURO 6 and 20% EURO 5, based on data from the company's own logistics provider.

Module A5/C1: Installation and demolition are expected to be done manually, therefore no environmental impacts are included.

Module C2: The estimated transportation distance to the waste handling facility in this EPD is 100 km, assuming the use of a truck as the transport method.

*For specific packaging and transport scenarios please take contact for a project specific EPD.



Additional technical information:

No technical information declared.

LCA: Scenarios and additional technical information

The following information describe the scenarios in the different modules of the EPD.

Transport from production place to user (A4)	Capacity utilisation (incl. return) %	Distance (km)	Fuel/Energy Consumption	Unit	Value (Liter/tonne)
Ship, Coastal Barge (km)	71,0 %	165	0,011	l/tkm	1,82
Truck, 16-32 tonnes, EURO 5 (km) - Europe	36,7 %	60	0,044	l/tkm	2,64
Truck, 16-32 tonnes, EURO 5 (km) - Europe	36,7 %	101	0,044	l/tkm	4,45
Truck, 16-32 tonnes, EURO 5 (km) - Europe	36,7 %	88	0,044	l/tkm	3,86
Truck, 16-32 tonnes, EURO 5 (km) - Europe	36,7 %	39	0,044	l/tkm	1,69
Truck, 16-32 tonnes, EURO 6 (km) - Europe	36,7 %	154	0,043	l/tkm	6,62
Truck, 16-32 tonnes, EURO 6 (km) - Europe	36,7 %	240	0,043	l/tkm	10,32
Truck, 16-32 tonnes, EURO 6 (km) - Europe	36,7 %	404	0,043	l/tkm	17,39
Truck, 16-32 tonnes, EURO 6 (km) - Europe	36,7 %	351	0,043	l/tkm	15,10

Transport to waste processing (C2)	Capacity utilisation (incl. return) %	Distance (km)	Fuel/Energy Consumption	Unit	Value (Liter/tonne)
Truck, 16-32 tonnes, EURO 5 (km) - Europe	36,7 %	100	0,044	l/tkm	4,40














Waste processing (C3)	Unit	Value			
Waste treatment per kg Polyethylene (PE), incineration with fly ash extraction (kg)	kg	0,89			
Waste, Materials to recycling (kg)	kg	0,11			

Disposal (C4)	Unit	Value			
Landfilling of ashes from incineration of Polyethylene (PE), process per kg ashes and residues (kg)	kg	0,03			
Waste, scrap aluminium, to landfill (kg)	kg	0,01			

Benefits and loads beyond the system boundaries (D)	Unit	Value			
Substitution of electricity (MJ)	MJ	1,72			
Substitution of primary aluminium with net scrap (kg)	kg	0,07			
Substitution of thermal energy, district heating (MJ)	MJ	26,01			

LCA: Results

The LCA results are presented below for the declared unit defined on page 2 of the EPD document.

Environmental impact												
Indicator	Unit	A1	A2	A3	A4	A5	C1	C2	C3	C4	D	
 GWP-total	kg CO ₂ -eq	4,46E+00	1,11E-01	4,09E-01	2,16E-01	0	0	1,67E-02	2,67E+00	1,85E-03	-8,06E-01	
 GWP-fossil	kg CO ₂ -eq	4,44E+00	1,11E-01	4,02E-01	2,16E-01	0	0	1,67E-02	2,67E+00	1,85E-03	-7,86E-01	
 GWP-biogenic	kg CO ₂ -eq	1,02E-02	4,52E-05	5,99E-03	9,18E-05	0	0	6,80E-06	2,16E-05	1,28E-06	-3,23E-03	
 GWP-luluc	kg CO ₂ -eq	7,81E-03	3,88E-05	3,85E-04	8,80E-05	0	0	5,83E-06	3,18E-06	3,06E-07	-1,73E-02	
 ODP	kg CFC11-eq	1,62E-07	2,53E-08	2,18E-08	4,84E-08	0	0	3,80E-09	2,05E-09	2,12E-10	-1,10E-02	
 AP	mol H ⁺ -eq	2,35E-02	4,53E-04	1,06E-03	7,26E-04	0	0	6,81E-05	3,35E-04	6,89E-06	-5,54E-03	
 EP-FreshWater	kg P -eq	1,44E-04	8,71E-07	4,73E-05	1,75E-06	0	0	1,31E-07	2,05E-07	2,57E-08	-3,80E-05	
 EP-Marine	kg N -eq	3,72E-03	1,34E-04	1,71E-04	1,79E-04	0	0	2,02E-05	1,61E-04	2,18E-06	-9,49E-04	
 EP-Terrestrial	mol N -eq	4,18E-02	1,49E-03	2,55E-03	1,99E-03	0	0	2,23E-04	1,74E-03	2,48E-05	-1,04E-02	
 POCP	kg NMVOC-eq	1,89E-02	4,55E-04	5,27E-04	6,71E-04	0	0	6,84E-05	4,16E-04	6,86E-06	-3,22E-03	
 ADP-minerals&metals ¹	kg Sb -eq	3,60E-05	3,00E-06	2,70E-06	5,78E-06	0	0	4,52E-07	9,36E-08	1,02E-08	-5,24E-07	
 ADP-fossil ¹	MJ	9,32E+01	1,67E+00	5,15E+00	3,24E+00	0	0	2,51E-01	1,75E-01	1,80E-02	-1,02E+01	
 WDP ¹	m ³	2,60E+02	1,60E+00	4,38E+01	3,19E+00	0	0	2,40E-01	3,96E-01	2,34E-01	-3,91E+02	







GWP-total = Global Warming Potential total; GWP-fossil = Global Warming Potential fossil fuels; GWP-biogenic = Global Warming Potential biogenic; GWP-luluc = Global Warming Potential land use and land use change; ODP = Depletion potential of the stratospheric ozone layer; AP = Acidification potential, Accumulated Exceedance; EP-freshwater = Eutrophication potential, fraction of nutrients reaching freshwater end compartment; EP-marine = Eutrophication potential, fraction of nutrients reaching marine end compartment; EP-terrestrial = Eutrophication potential, Accumulated Exceedance; POCP = Formation potential of tropospheric ozone; ADP-minerals&metals = Abiotic depletion potential for non-fossil resources; ADP-fossil = Abiotic depletion for fossil resources potential; WDP = Water (user) deprivation potential, deprivation-weighted water consumption

"Reading example: 9,0 E-03 = 9,0*10⁻³ = 0,009"

*INA Indicator Not Assessed

1. The results of this environmental impact indicator shall be used with care as the uncertainties on these results are high or as there is limited experienced with the indicator

Remarks to environmental impacts










Additional environmental impact indicators												
Indicator	Unit	A1	A2	A3	A4	A5	C1	C2	C3	C4	D	
 PM	Disease incidence	2,30E-07	7,99E-09	4,74E-09	1,33E-08	0	0	1,20E-09	1,31E-09	8,90E-11	-1,20E-07	
 IRP ²	kgBq U235 -eq	1,15E-01	7,31E-03	1,50E-02	1,42E-02	0	0	1,10E-03	2,96E-04	9,11E-05	-4,89E-02	
 ETP-fw ¹	CTUe	7,95E+01	1,23E+00	3,98E+00	2,40E+00	0	0	1,85E-01	5,22E-01	4,95E+00	-2,13E+01	
 HTP-c ¹	CTUh	3,21E-09	0,00E+00	1,06E-10	0,00E+00	0	0	0,00E+00	6,10E-11	1,00E-12	-1,82E-09	
 HTP-nc ¹	CTUh	6,87E-08	1,33E-09	3,96E-09	2,53E-09	0	0	2,00E-10	2,24E-09	5,90E-11	-3,00E-08	
 SQP ¹	dimensionless	1,11E+01	1,15E+00	1,20E+00	2,27E+00	0	0	1,73E-01	2,12E-02	4,95E-02	-1,45E+01	

PM = Particulate Matter emissions; IRP = Ionizing radiation – human health; ETP-fw = Eco toxicity – freshwater; HTP-c = Human toxicity – cancer effects; HTP-nc = Human toxicity – non cancer effects; SQP = Potential Soil Quality Index (dimensionless)

"Reading example: 9,0 E-03 = 9,0*10⁻³ = 0,009"

*INA Indicator Not Assessed

1. The results of this environmental impact indicator shall be used with care as the uncertainties on these results are high or as there is limited experienced with the indicator
2. This impact category deals mainly with the eventual impact of low dose ionizing radiation on human health of the nuclear fuel cycle. It does not consider effects due to possible nuclear accidents, occupational exposure nor due to radioactive waste disposal in underground facilities. Potential ionizing radiation from the soil, from radon and from some construction materials is also not measured by this indicator.




Resource use												
Indicator	Unit	A1	A2	A3	A4	A5	C1	C2	C3	C4	D	
 PERE	MJ	4,84E+00	2,36E-02	8,46E-01	4,74E-02	0	0	3,55E-03	5,14E-03	1,29E-03	-1,62E+01	
 PERM	MJ	0,00E+00	0,00E+00	0,00E+00	0,00E+00	0	0	0,00E+00	0,00E+00	0,00E+00	0,00E+00	
 PERT	MJ	4,84E+00	2,36E-02	8,46E-01	4,74E-02	0	0	3,55E-03	5,14E-03	1,29E-03	-1,62E+01	
 PENRE	MJ	5,42E+01	1,67E+00	5,15E+00	3,24E+00	0	0	2,51E-01	1,75E-01	1,80E-02	-1,02E+01	
 PENRM	MJ	3,91E+01	0,00E+00	-2,02E+00	0,00E+00	0	0	0,00E+00	-3,71E+01	0,00E+00	0,00E+00	
 PENRT	MJ	9,33E+01	1,67E+00	3,12E+00	3,24E+00	0	0	2,51E-01	-3,69E+01	1,80E-02	-1,02E+01	
 SM	kg	4,12E-02	0,00E+00	0,00E+00	0,00E+00	0	0	0,00E+00	0,00E+00	0,00E+00	0,00E+00	
 RSF	MJ	1,05E-01	8,45E-04	2,40E-01	1,76E-03	0	0	1,27E-04	1,45E-04	3,06E-05	-3,53E-03	
 NRSF	MJ	2,74E-03	3,02E-03	1,33E-03	6,10E-03	0	0	4,53E-04	0,00E+00	3,18E-03	-7,85E-01	
 FW	m ³	4,77E-02	1,76E-04	2,47E-03	3,53E-04	0	0	2,65E-05	4,94E-04	1,76E-05	-3,20E-02	

PERE = Use of renewable primary energy excluding renewable primary energy resources used as raw materials; PERM = Use of renewable primary energy resources used as raw materials; PERT = Total use of renewable primary energy resources; PENRE = Use of non renewable primary energy excluding non-renewable primary energy resources used as raw materials; PENRM = Use of non renewable primary energy resources used as raw materials; PENRT = Total use of non renewable primary energy resources; SM = Use of secondary materials; RSF = Use of renewable secondary fuels; NRSF = Use of non-renewable secondary fuels; FW = Net use of fresh water

*Reading example: 9,0 E-03 = 9,0*10⁻³ = 0,009"

*INA Indicator Not Assessed

End of life - Waste






Indicator	Unit	A1	A2	A3	A4	A5	C1	C2	C3	C4	D
 HWD	kg	2,18E-02	8,53E-05	1,32E-03	1,68E-04	0	0	1,28E-05	0,00E+00	2,64E-02	2,58E-03
 NHWD	kg	5,04E-01	7,99E-02	3,77E-02	1,53E-01	0	0	1,20E-02	0,00E+00	2,25E-02	-2,35E-01
 RWD	kg	1,05E-04	1,14E-05	1,93E-05	2,21E-05	0	0	1,71E-06	0,00E+00	9,26E-08	-4,43E-05

HWD = Hazardous waste disposed; NHWD = Non-hazardous waste disposed; RWD = Radioactive waste disposed

*Reading example: 9,0 E-03 = $9,0 \cdot 10^{-3}$ = 0,009"

*INA Indicator Not Assessed

End of life - Output flow

Indicator	Unit	A1	A2	A3	A4	A5	C1	C2	C3	C4	D
 CRU	kg	0,00E+00	0,00E+00	0,00E+00	0,00E+00	0	0	0,00E+00	0,00E+00	0,00E+00	0,00E+00
 MFR	kg	2,88E-05	0,00E+00	9,32E-02	0,00E+00	0	0	0,00E+00	1,06E-01	0,00E+00	0,00E+00
 MER	kg	6,75E-05	0,00E+00	1,97E-07	0,00E+00	0	0	0,00E+00	8,87E-01	0,00E+00	0,00E+00
 EEE	MJ	1,26E-04	0,00E+00	2,53E-02	0,00E+00	0	0	0,00E+00	1,72E+00	0,00E+00	0,00E+00
 EET	MJ	1,90E-03	0,00E+00	3,82E-01	0,00E+00	0	0	0,00E+00	2,60E+01	0,00E+00	0,00E+00

CRU = Components for re-use; MFR = Materials for recycling; MER = Materials for energy recovery; EEE = Exported energy electrical; EET = Exported energy thermal

*Reading example: 9,0 E-03 = $9,0 \cdot 10^{-3}$ = 0,009"

*INA Indicator Not Assessed

Biogenic Carbon Content

Indicator	Unit	At the factory gate
Biogenic carbon content in product	kg C	0,00E+00
Biogenic carbon content in accompanying packaging	kg C	0,00E+00

Note: 1 kg biogenic carbon is equivalent to 44/12 kg CO₂

Additional requirements

Greenhouse gas emissions from the use of electricity in the manufacturing phase

National production mix from import, low voltage (production of transmission lines, in addition to direct emissions and losses in grid) of applied electricity for the manufacturing process (A3).

Electricity mix	Data source	Amount	Unit
Electricity, Denmark (kWh)	ecoinvent 3.6	338,20	g CO ₂ -eq/kWh
Electricity, Germany (kWh)	ecoinvent 3.6	585,93	g CO ₂ -eq/kWh

Dangerous substances

The product contains no substances given by the REACH Candidate list.

Indoor environment

Not relevant. No tests have been carried out on the product concerning indoor environment.

Additional Environmental Information






Additional environmental impact indicators required in NPCR Part A for construction products											
Indicator	Unit	A1	A2	A3	A4	A5	C1	C2	C3	C4	D
GWPIOBC	kg CO ₂ -eq	3,09E+00	1,11E-01	4,02E-01	2,16E-01	0	0	1,67E-02	2,67E+00	1,81E-03	-7,74E-01

GWPIOBC: Global warming potential calculated according to the principle of instantaneous oxidation. In order to increase the transparency of biogenic carbon contribution to climate impact, the indicator GWP-IOBC is required as it declares climate impacts calculated according to the principle of instantaneous oxidation. GWP-IOBC is also referred to as GWP-GHG in context to Swedish public procurement legislation.

Bibliography

ISO 14025:2010 Environmental labels and declarations - Type III environmental declarations - Principles and procedures.
 ISO 14044:2006 Environmental management - Life cycle assessment - Requirements and guidelines.
 EN 15804:2012+A2:2019 Environmental product declaration - Core rules for the product category of construction products.
 ISO 21930:2017 Sustainability in buildings and civil engineering works - Core rules for environmental product declarations of construction products.
 ecoinvent v3, Allocation, cut-off by classification, Swiss Centre of Life Cycle Inventories.
 Iversen et al., (2021) eEPD v2021.09 Background information for EPD generator tool system verification, LCA.no Report number: 07.21
 Author(s), (2022) EPD generator for xx, Background information for EPD generator application and LCA data, LCA.no report number: xx.xx
 NPCR Part A: Construction products and services. Ver. 2.0. April 2021, EPD-Norge.
 NPCR 000 Part B for xx, Ver. 0.0, xx.xx.202x, EPD Norway.

Haugbølle, K., Mahdi, V., Morelli, M., & Wahedi, H. (2022). BUILD Levetidstabel. BUILD - Institut for Byggeri, by Og Miljø, 2, 978-87-563-2072-6.
<https://build.dk/Pages/BUILD-levetidstabel.aspx>

 epd-norway <small>Global Program Operator</small>	Program operator and publisher The Norwegian EPD Foundation Post Box 5250 Majorstuen, 0303 Oslo, Norway	Phone: +47 23 08 80 00 e-mail: post@epd-norge.no web: www.epd-norge.no
	Owner of the declaration: Roth North Europe A/S Centervej 5, 3600 Frederikssund	Phone: +45 47 33 97 00 e-mail: sustainability@roth-northeurope.com web: roth-northeurope.com
	Author of the Life Cycle Assessment LCA.no AS Dokka 6B, 1671	Phone: +47 916 50 916 e-mail: post@lca.no web: www.lca.no
	Developer of EPD generator LCA.no AS Dokka 6B, 1671 Kråkerøy	Phone: +47 916 50 916 e-mail: post@lca.no web: www.lca.no
	ECO Platform ECO Portal	web: www.eco-platform.org web: ECO Portal