

Environmental product declaration

in accordance with ISO 14025 and EN 15804+A2

weberfloor 150 dura



The Norwegian EPD Foundation

Owner of the declaration:

Saint-Gobain Sweden AB, Weber floor

Product:

weberfloor 150 dura

Declared unit:

1 kg

This declaration is based on Product Category Rules:

CEN Standard EN 15804:2012+A2:2019 serves as core PCR

NPCR 009:2018 Part B for Technical - Chemical products in the building and construction industry

Program operator:

The Norwegian EPD Foundation

Declaration number:

NEPD-4708-3961-EN

Registration number:

NEPD-4708-3961-EN

Issue date: 18.07.2023

Valid to: 18.07.2028

EPD Software:

LCA.no EPD generator ID: 63398

General information

Product

weberfloor 150 dura

Program operator:

Post Box 5250 Majorstuen, 0303 Oslo, Norway
The Norwegian EPD Foundation
Phone: +47 23 08 80 00
web: post@epd-norge.no

Declaration number: NEPD-4708-3961-EN

This declaration is based on Product Category Rules:

CEN Standard EN 15804:2012+A2:2019 serves as core PCR
NPCR 009:2018 Part B for Technical - Chemical products in the
building and construction industry

Statement of liability:

The owner of the declaration shall be liable for the underlying
information and evidence. EPD Norway shall not be liable with respect
to manufacturer information, life cycle assessment data and
evidences.

Declared unit:

1 kg weberfloor 150 dura

Declared unit with option:

A1-A3,A4,A5,C1,C2,C3,C4,D

Functional unit:

General information on verification of EPD from EPD tools:

Independent verification of data, other environmental information
and the declaration according to ISO 14025:2010, § 8.1.3 and § 8.1.4.
Verification of each EPD is made according to EPD-Norway's
guidelines for verification and approval requiring that tools are i)
integrated into the company's environmental management system, ii)
the procedures for use of the EPD tool are approved by EPD-Norway,
and iii) the process is reviewed annually by an independent third
party verifier. See Appendix G of EPD-Norway's General Programme
Instructions for further information on EPD tools

Verification of EPD tool:

Independent third party verification of the EPD tool, background data
and test-EPD in accordance with EPDNorway's procedures and
guidelines for verification and approval of EPD tools.

Third party verifier:

Anne Rønning, Norsus AS
(no signature required)

Owner of the declaration:

Saint-Gobain Sweden AB, Weber floor
Contact person: Anders Anderberg
Phone: +46 8 625 6105
e-mail: anders.anderberg@weber.se

Manufacturer:

Saint-Gobain Sweden AB, Weber floor

Place of production:

Saint-Gobain Sweden AB, Weber floor
Box 415
SE-19162 Sollentuna, Sweden

Management system:

ISO 9001, ISO 14001

Organisation no:

SE-556241-2592

Issue date: 18.07.2023

Valid to: 18.07.2028

Year of study:

2022

Comparability:

EPD of construction products may not be comparable if they not
comply with EN 15804 and seen in a building context.


Development and verification of EPD:

The declaration is created using EPD tool lca.tools ver EPD2022.03,
developed by LCA.no. The EPD tool is integrated in the company's
management system, and has been approved by EPD Norway.

Developer of EPD: Thomas Flycht

Reviewer of company-specific input data and EPD: Helene Wallgren

Approved:



Håkon Hauan
Managing Director of EPD-Norway

Product

Product description:

Weberfloor 150 Dura is a normal-drying pumpable leveling compound for floors in housing, offices and public areas indoors. It is suitable as underlayment for most surface coverings such as tiles, vinyl flooring, linoleum flooring and floating parquetry. The product is moisture-resistant, slag and casein-free.

Product specification

The composition of the product is described in the following table:

| Materials | Value | Unit |
|-----------|-------|------|
| Aggregate | 50-75 | % |
| Binder | 10-25 | % |
| Filler | 25-50 | % |
| Additives | <2 | % |

Technical data:

weberfloor 150 dura is designed, produced and CE marked according to EN 13813

For further information, see www.se.weber

Market:

Scandinavian countries

Reference service life, product

> 50 years

Reference service life, building

> 50 years

LCA: Calculation rules

Declared unit:

1 kg weberfloor 150 dura

Cut-off criteria:

All major raw materials and all the essential energy is included. The production processes for raw materials and energy flows with very small amounts (less than 1%) are not included. These cut-off criteria do not apply for hazardous materials and substances.

Allocation:

The allocation is made in accordance with the provisions of EN 15804. Incoming energy and water and waste production in-house is allocated equally among all products through mass allocation. Effects of primary production of recycled materials is allocated to the main product in which the material was used. The recycling process and transportation of the material is allocated to this analysis.

Data quality:

Specific data for the product composition are provided by the manufacturer. The data represent the production of the declared product and were collected for EPD development in the year of study. Background data is based on EPDs according to EN 15804 and different LCA databases. The data quality of the raw materials in A1 is presented in the table below.

| Materials | Source | Data quality | Year |
|-----------|---------------|--------------|------|
| Additives | ecoinvent 3.6 | Database | 2019 |
| Aggregate | ecoinvent 3.6 | Database | 2019 |
| Binder | ecoinvent 3.6 | Database | 2019 |
| Filler | ecoinvent 3.6 | Database | 2019 |
| Binder | Supplier | EPD | 2020 |
| Cement | Supplier | EPD | 2022 |

System boundaries (X=included, MND=module not declared, MNR=module not relevant)

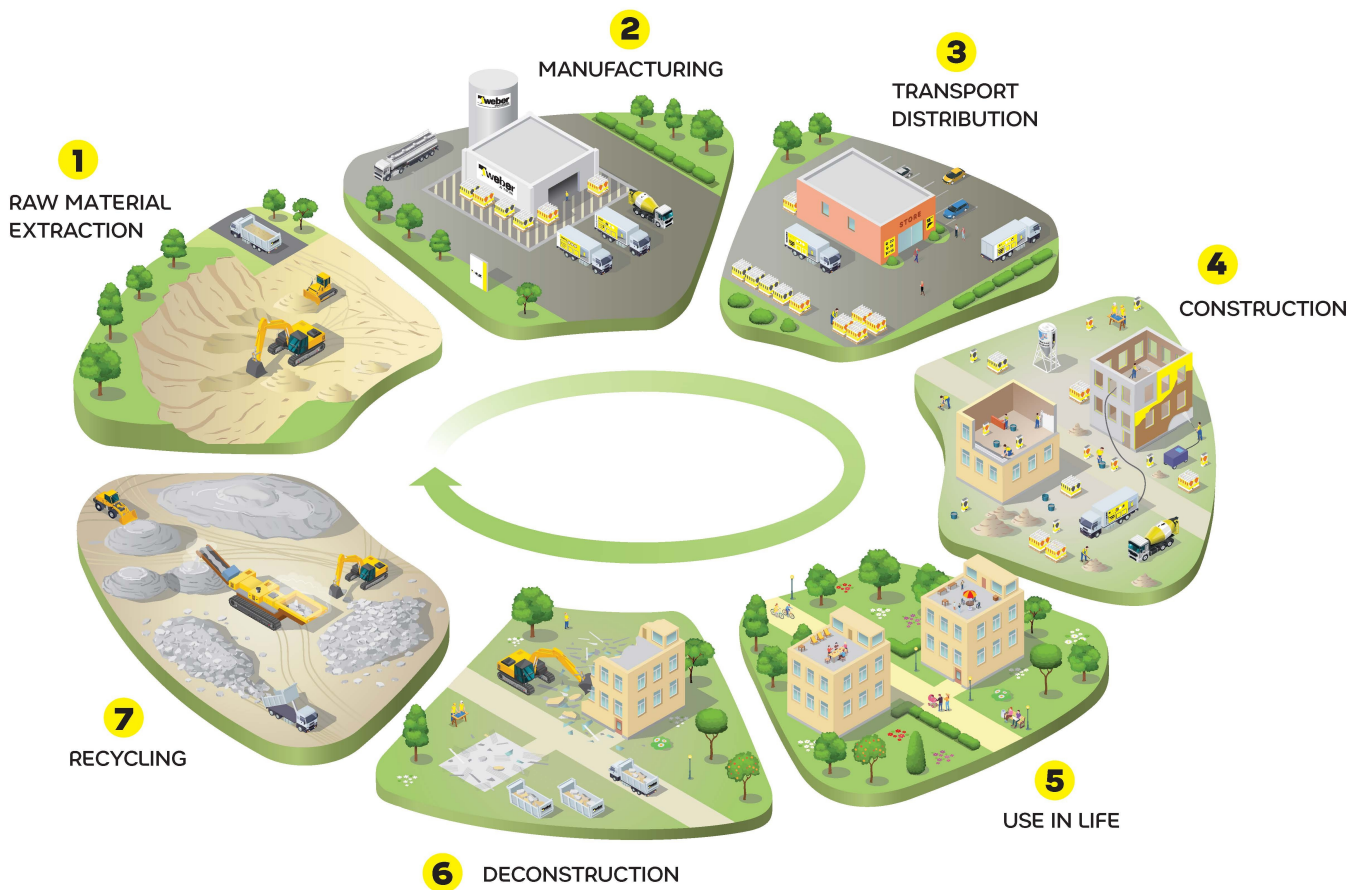
| Product stage | | | Construction installation stage | | Use stage | | | | | | | End of life stage | | | | Beyond the system boundaries |
|---------------|-----------|---------------|---------------------------------|----------|-----------|-------------|--------|-------------|---------------|------------------------|-----------------------|----------------------------|-----------|------------------|----------|------------------------------------|
| Raw materials | Transport | Manufacturing | Transport | Assembly | Use | Maintenance | Repair | Replacement | Refurbishment | Operational energy use | Operational water use | De-construction demolition | Transport | Waste processing | Disposal | Reuse-Recovery-Recycling-potential |
| A1 | A2 | A3 | A4 | A5 | B1 | B2 | B3 | B4 | B5 | B6 | B7 | C1 | C2 | C3 | C4 | D |
| X | X | X | X | X | MNR | MNR | MNR | MNR | MNR | MNR | MNR | X | X | X | X | X |

System boundary:

All processes from raw material extraction to product transport to the construction site and assembly are included in the analysis as well as end of life stage and phases beyond the system boundary (A1 - A5, C1-C4, D). The basic production process comprises of mixing of raw materials together.

Floor screed doesn't require any maintenance during the use stage, so stage B is not considered. When building is demolished at the end-of-life, floor structure with floor screed integrated into concrete slab are crushed. 90 % of crushed concrete is recycled and used to replace aggregates in concrete, remaining 10% being disposed into landfill.

System boundaries (cradle-to-gate with options) are illustrated in the picture below



Additional technical information:

The consumption of the product is 1,8 kg / m² / mm.

The remaining powder and cured material may be disposed as construction waste to disposal or recycling.

LCA: Scenarios and additional technical information














The following information describe the scenarios in the different modules of the EPD.

Transport to market (A4) is calculated based on the default distance of 300 km from NPCR 009

| Transport from production place to user (A4) | Capacity utilisation (incl. return) % | Distance (km) | Fuel/Energy Consumption | Unit | Value (Liter/tonne) |
|---|---------------------------------------|---------------|-------------------------|-------|---------------------|
| Truck, over 32 tonnes, EURO 5 (km) | 53,3 % | 300 | 0,023 | l/tkm | 6,90 |
| Assembly (A5) | | | | | |
| | Unit | Value | | | |
| Electricity, Sweden (kWh) | kWh/DU | 0,00 | | | |
| Water, tap water (m3) | m3/DU | 0,00 | | | |
| De-construction demolition (C1) | | | | | |
| | Unit | Value | | | |
| Demolition of building per kg of cement-based product (kg) | kg/DU | 1,00 | | | |
| Transport to waste processing (C2) | | | | | |
| | Capacity utilisation (incl. return) % | Distance (km) | Fuel/Energy Consumption | Unit | Value (Liter/tonne) |
| Truck, over 32 tonnes, EURO 5 (km) | 53,3 % | 50 | 0,023 | l/tkm | 1,15 |
| Waste processing (C3) | | | | | |
| | Unit | Value | | | |
| Waste treatment of cement-based product after demolition (kg) | kg | 0,90 | | | |
| Disposal (C4) | | | | | |
| | Unit | Value | | | |
| Disposal of cement-based product in landfill (kg) | kg | 0,10 | | | |
| Benefits and loads beyond the system boundaries (D) | | | | | |
| | Unit | Value | | | |
| Substitution of primary aggregates with crushed recycled cement-based products (kg) | kg | 0,90 | | | |

LCA: Results

The LCA results are presented below for the declared unit defined on page 2 of the EPD document.

| Environmental impact | | | | | | | | | | |
|--|------------------------|----------|----------|----------|----------|----------|----------|----------|-----------|--|
| Indicator | Unit | A1-A3 | A4 | A5 | C1 | C2 | C3 | C4 | D | |
|  GWP-total | kg CO ₂ -eq | 1,08E-01 | 2,73E-02 | 1,86E-04 | 4,00E-03 | 4,55E-03 | 6,48E-04 | 8,22E-04 | -2,10E-03 | |
|  GWP-fossil | kg CO ₂ -eq | 1,07E-01 | 2,73E-02 | 1,75E-04 | 4,00E-03 | 4,54E-03 | 6,39E-04 | 8,20E-04 | -2,06E-03 | |
|  GWP-biogenic | kg CO ₂ -eq | 7,49E-04 | 1,12E-05 | 3,56E-06 | 7,50E-07 | 1,86E-06 | 5,52E-06 | 9,58E-07 | -4,11E-05 | |
|  GWP-luluc | kg CO ₂ -eq | 1,40E-05 | 7,96E-06 | 7,02E-06 | 3,15E-07 | 1,33E-06 | 8,84E-07 | 2,02E-07 | -1,39E-06 | |
|  ODP | kg CFC11 -eq | 8,23E-09 | 6,30E-09 | 5,80E-11 | 8,64E-10 | 1,05E-09 | 1,26E-10 | 3,10E-10 | -3,76E-10 | |
|  AP | mol H+ -eq | 4,12E-04 | 1,15E-04 | 1,09E-06 | 4,19E-05 | 1,91E-05 | 5,17E-06 | 7,30E-06 | -1,85E-05 | |
|  EP-FreshWater | kg P -eq | 1,55E-06 | 2,08E-07 | 1,27E-08 | 1,46E-08 | 3,47E-08 | 4,04E-08 | 9,30E-09 | -5,48E-08 | |
|  EP-Marine | kg N -eq | 1,48E-04 | 3,45E-05 | 1,81E-07 | 1,85E-05 | 5,74E-06 | 1,52E-06 | 2,71E-06 | -6,43E-06 | |
|  EP-Terrestrial | mol N -eq | 1,27E-03 | 3,81E-04 | 2,29E-06 | 2,00E-04 | 6,35E-05 | 1,75E-05 | 2,99E-05 | -7,56E-05 | |
|  POCP | kg NMVOC -eq | 3,44E-04 | 1,23E-04 | 5,86E-07 | 5,57E-05 | 2,04E-05 | 4,68E-06 | 8,56E-06 | -2,00E-05 | |
|  ADP-minerals&metals ¹ | kg Sb -eq | 4,65E-07 | 4,66E-07 | 6,17E-09 | 6,14E-09 | 7,76E-08 | 8,11E-09 | 7,39E-09 | -1,83E-07 | |
|  ADP-fossil ¹ | MJ | 8,42E-01 | 4,24E-01 | 1,36E-02 | 5,51E-02 | 7,07E-02 | 1,98E-02 | 2,26E-02 | -3,49E-02 | |
|  WDP ¹ | m ³ | 1,28E+01 | 3,25E-01 | 1,29E+00 | 1,17E-02 | 5,42E-02 | 2,19E+00 | 1,39E-01 | -1,63E+00 | |







GWP-total = Global Warming Potential total; GWP-fossil = Global Warming Potential fossil fuels; GWP-biogenic = Global Warming Potential biogenic; GWP-luluc = Global Warming Potential land use and land use change; ODP = Depletion potential of the stratospheric ozone layer; AP = Acidification potential, Accumulated Exceedance; EP-freshwater = Eutrophication potential, fraction of nutrients reaching freshwater end compartment; EP-marine = Eutrophication potential, fraction of nutrients reaching marine end compartment; EP-terrestrial = Eutrophication potential, Accumulated Exceedance; POCP = Formation potential of tropospheric ozone; ADP-minerals&metals = Abiotic depletion potential for non-fossil resources; ADP-fossil = Abiotic depletion for fossil resources potential; WDP = Water (user) deprivation potential, deprivation-weighted water consumption

"Reading example: 9,0 E-03 = 9,0*10⁻³ = 0,009"

*INA Indicator Not Assessed

1. The results of this environmental impact indicator shall be used with care as the uncertainties on these results are high or as there is limited experienced with the indicator

Remarks to environmental impacts









| Additional environmental impact indicators | | | | | | | | | | |
|---|-------------------|----------|----------|----------|----------|----------|----------|----------|-----------|--|
| Indicator | Unit | A1-A3 | A4 | A5 | C1 | C2 | C3 | C4 | D | |
|  PM | Disease incidence | 2,55E-09 | 2,40E-09 | 8,00E-12 | 5,07E-09 | 4,00E-10 | 8,30E-11 | 1,55E-10 | -3,95E-10 | |
|  IRP ² | kgBq U235 -eq | 9,65E-01 | 1,85E-03 | 4,35E-04 | 2,40E-04 | 3,09E-04 | 3,33E-04 | 1,03E-04 | -3,20E-04 | |
|  ETP-fw ¹ | CTUe | 1,12E+00 | 3,10E-01 | 7,84E-03 | 3,01E-02 | 5,17E-02 | 1,41E-02 | 1,23E-02 | -3,59E-02 | |
|  HTP-c ¹ | CTUh | 3,10E-11 | 0,00E+00 | 0,00E+00 | 1,00E-12 | 0,00E+00 | 0,00E+00 | 0,00E+00 | -2,00E-12 | |
|  HTP-nc ¹ | CTUh | 8,19E-10 | 3,00E-10 | 9,00E-12 | 2,80E-11 | 5,00E-11 | 1,30E-11 | 9,00E-12 | -4,30E-11 | |
|  SQP ¹ | dimensionless | 2,37E-01 | 4,86E-01 | 5,84E-03 | 6,69E-03 | 8,11E-02 | 1,12E-02 | 8,69E-02 | 7,91E-02 | |

PM = Particulate Matter emissions; IRP = Ionizing radiation – human health; ETP-fw = Eco toxicity – freshwater; HTP-c = Human toxicity – cancer effects; HTP-nc = Human toxicity – non cancer effects; SQP = Potential Soil Quality Index (dimensionless)

"Reading example: 9,0 E-03 = 9,0*10⁻³ = 0,009"

*INA Indicator Not Assessed




1. The results of this environmental impact indicator shall be used with care as the uncertainties on these results are high or as there is limited experienced with the indicator
2. This impact category deals mainly with the eventual impact of low dose ionizing radiation on human health of the nuclear fuel cycle. It does not consider effects due to possible nuclear accidents, occupational exposure nor due to radioactive waste disposal in underground facilities. Potential ionizing radiation from the soil, from radon and from some construction materials is also not measured by this indicator.

| Resource use | | | | | | | | | | |
|---|----------------|----------|----------|----------|-----------|----------|----------|----------|-----------|--|
| Indicator | Unit | A1-A3 | A4 | A5 | C1 | C2 | C3 | C4 | D | |
|  PERE | MJ | 1,30E-01 | 5,34E-03 | 6,15E-03 | 3,00E-04 | 8,90E-04 | 1,02E-02 | 8,08E-04 | -8,16E-03 | |
|  PERM | MJ | 8,91E-05 | 0,00E+00 | 0,00E+00 | 0,00E+00 | 0,00E+00 | 0,00E+00 | 0,00E+00 | 0,00E+00 | |
|  PERT | MJ | 1,30E-01 | 5,34E-03 | 6,15E-03 | 3,00E-04 | 8,90E-04 | 1,02E-02 | 8,08E-04 | -8,16E-03 | |
|  PENRE | MJ | 7,23E-01 | 4,24E-01 | 1,39E-02 | 5,51E-02 | 7,07E-02 | 1,99E-02 | 2,26E-02 | -3,68E-02 | |
|  PENRM | MJ | 1,38E-01 | 0,00E+00 | 0,00E+00 | 0,00E+00 | 0,00E+00 | 0,00E+00 | 0,00E+00 | 0,00E+00 | |
|  PENRT | MJ | 8,62E-01 | 4,24E-01 | 1,39E-02 | 5,51E-02 | 7,07E-02 | 1,99E-02 | 2,26E-02 | -3,68E-02 | |
|  SM | kg | 2,52E-03 | 0,00E+00 | 4,31E-06 | 2,70E-05 | 0,00E+00 | 0,00E+00 | 0,00E+00 | 0,00E+00 | |
|  RSF | MJ | 8,07E-03 | 1,87E-04 | 3,60E-05 | 7,33E-06 | 3,11E-05 | 0,00E+00 | 1,68E-05 | -1,67E-04 | |
|  NRSF | MJ | 3,58E-01 | 6,26E-04 | 8,59E-05 | -1,10E-04 | 1,04E-04 | 0,00E+00 | 3,62E-05 | -1,71E-04 | |
|  FW | m ³ | 1,40E-03 | 4,83E-05 | 2,15E-04 | 2,83E-06 | 8,05E-06 | 3,40E-05 | 2,78E-05 | -1,28E-03 | |

PERE = Use of renewable primary energy excluding renewable primary energy resources used as raw materials; PERM = Use of renewable primary energy resources used as raw materials; PERT = Total use of renewable primary energy resources; PENRE = Use of non renewable primary energy excluding non-renewable primary energy resources used as raw materials; PENRM = Use of non renewable primary energy resources used as raw materials; PENRT = Total use of non renewable primary energy resources; SM = Use of secondary materials; RSF = Use of renewable secondary fuels; NRSF = Use of non-renewable secondary fuels; FW = Net use of fresh water

"Reading example: 9,0 E-03 = 9,0*10⁻³ = 0,009"






*INA Indicator Not Assessed

| End of life - Waste | | | | | | | | | | |
|--|------|----------|----------|----------|----------|----------|----------|----------|-----------|--|
| Indicator | Unit | A1-A3 | A4 | A5 | C1 | C2 | C3 | C4 | D | |
|  HWD | kg | 6,60E-04 | 2,32E-05 | 8,73E-07 | 1,62E-06 | 3,87E-06 | 1,98E-06 | 0,00E+00 | -8,40E-06 | |
|  NHWD | kg | 3,87E-02 | 3,69E-02 | 5,54E-05 | 6,52E-05 | 6,15E-03 | 6,26E-05 | 1,00E-01 | -2,55E-04 | |
|  RWD | kg | 4,37E-06 | 2,90E-06 | 1,95E-07 | 3,82E-07 | 4,83E-07 | 2,10E-07 | 0,00E+00 | -2,76E-07 | |

HWD = Hazardous waste disposed; NHWD = Non-hazardous waste disposed; RWD = Radioactive waste disposed

*Reading example: 9,0 E-03 = 9,0*10⁻³ = 0,009"

*INA Indicator Not Assessed

| End of life - Output flow | | | | | | | | | | |
|---|------|----------|----------|----------|----------|----------|----------|----------|----------|--|
| Indicator | Unit | A1-A3 | A4 | A5 | C1 | C2 | C3 | C4 | D | |
|  CRU | kg | 0,00E+00 | 0,00E+00 | 0,00E+00 | 0,00E+00 | 0,00E+00 | 0,00E+00 | 0,00E+00 | 0,00E+00 | |
|  MFR | kg | 1,61E-03 | 0,00E+00 | 1,26E-07 | 2,66E-05 | 0,00E+00 | 9,00E-01 | 0,00E+00 | 0,00E+00 | |
|  MER | kg | 6,21E-05 | 0,00E+00 | 4,07E-06 | 8,23E-08 | 0,00E+00 | 0,00E+00 | 0,00E+00 | 0,00E+00 | |
|  EEE | MJ | 1,25E-03 | 0,00E+00 | 2,48E-07 | 2,82E-07 | 0,00E+00 | 0,00E+00 | 0,00E+00 | 0,00E+00 | |
|  EET | MJ | 1,90E-02 | 0,00E+00 | 3,75E-06 | 4,27E-06 | 0,00E+00 | 0,00E+00 | 0,00E+00 | 0,00E+00 | |

CRU = Components for re-use; MFR = Materials for recycling; MER = Materials for energy recovery; EEE = Exported energy electrical; EET = Exported energy thermal

*Reading example: 9,0 E-03 = 9,0*10⁻³ = 0,009"

*INA Indicator Not Assessed

| Biogenic Carbon Content | | |
|---|------|---------------------|
| Indicator | Unit | At the factory gate |
| Biogenic carbon content in product | kg C | 0,00E+00 |
| Biogenic carbon content in accompanying packaging | kg C | 1,89E-05 |

Note: 1 kg biogenic carbon is equivalent to 44/12 kg CO₂

Additional requirements

Greenhouse gas emissions from the use of electricity in the manufacturing phase

National production mix from import, low voltage (production of transmission lines, in addition to direct emissions and losses in grid) of applied electricity for the manufacturing process (A3).

| Electricity mix | Data source | Amount | Unit |
|---|---------------|--------|---------------------------|
| Renewable electricity Saint-Gobain, based on 100% hydro power, with Guarantee of Origin from LOS 2021 (kWh) | ecoinvent 3.6 | 4,26 | g CO ₂ -eq/kWh |

Dangerous substances

The product contains no substances given by the REACH Candidate list or the Norwegian priority list.

| Name | CASNo | Amount |
|-----------------|------------|--------|
| Portland Cement | 65997-15-1 | 2-5% |

Indoor environment

The product is certified Indoor Air Comfort GOLD.

Additional Environmental Information

| Additional environmental impact indicators required in NPCR Part A for construction products | | | | | | | | | |
|--|------------------------|----------|----------|----------|----------|----------|----------|----------|-----------|
| Indicator | Unit | A1-A3 | A4 | A5 | C1 | C2 | C3 | C4 | D |
| GWPIOBC | kg CO ₂ -eq | 1,19E-01 | 2,73E-02 | 1,15E-04 | 5,37E+00 | 4,55E-03 | 1,19E-03 | 0,00E+00 | -2,20E-03 |

GWPIOBC: Global warming potential calculated according to the principle of instantaneous oxidation. In order to increase the transparency of biogenic carbon contribution to climate impact, the indicator GWP-IOBC is required as it declares climate impacts calculated according to the principle of instantaneous oxidation. GWP-IOBC is also referred to as GWP-GHG in context to Swedish public procurement legislation.

Bibliography

ISO 14025:2010 Environmental labels and declarations - Type III environmental declarations - Principles and procedures.

ISO 14044:2006 Environmental management - Life cycle assessment - Requirements and guidelines.

EN 15804:2012+A2:2019 Environmental product declaration - Core rules for the product category of construction products.

ISO 21930:2017 Sustainability in buildings and civil engineering works - Core rules for environmental product declarations of construction products.

ecoinvent v3, Allocation, cut-off by classification, Swiss Centre of Life Cycle Inventories.






Iversen et al., (2021) eEPD v2021.09 Background information for EPD generator tool system verification, LCA.no Report number: 07.21

Iversen et al., (2019) EPD generator for Saint-Gobain Weber and Scanspac - Background information and LCA data, LCA.no report number 05.18

Iversen et al., (2020) EPD generator for Saint-Gobain Weber Nordics and Scanspac Background information for customer application, and LCA data – Supplementary report for modules A5, C and D, LCA.no report number 04.20

NPCR Part A: Construction products and services. Ver. 2.0, 24.03.2021 EPD Norway.

NPCR 009 Part B for technical-chemical products. Ver. 2.0 October 2021, EPD-Norge.

| | | |
|---|--|--|
|  epd-norway <small>Global Program Operator</small> | Program operator and publisher The Norwegian EPD Foundation Post Box 5250 Majorstuen, 0303 Oslo, Norway | Phone: +47 23 08 80 00 e-mail: post@epd-norge.no web: www.epd-norge.no |
|  | Owner of the declaration: Saint-Gobain Sweden AB, Weber floor Box 415 , SE-19162 Sollentuna | Phone: +46 8 625 6105 e-mail: anders.anderberg@weber.se web: www.weber.se |
|  | Author of the Life Cycle Assessment LCA.no AS Dokka 6B, 1671 | Phone: +47 916 50 916 e-mail: post@lca.no web: www.lca.no |
|  | Developer of EPD generator LCA.no AS Dokka 6B,1671 Kråkerøy | Phone: +47 916 50 916 e-mail: post@lca.no web: www.lca.no |
|  | ECO Platform ECO Portal | web: www.eco-platform.org web: ECO Portal |