

# Environmental product declaration

in accordance with ISO 14025 and EN 15804+A2

LAPP ÖLFLEX® CLASSIC 110 3G0,75mm<sup>2</sup> Elnr 1090416



LAPP KABEL STUIGART ÖLFLEX® CLASSIC 110 VDE Reg. Nr. 7030 CE

**onninen**

 **Elektroskandia**  
Norge



The Norwegian EPD Foundation

**Owner of the declaration:**

Elektroskandia Norge AS

**Product:**

LAPP ÖLFLEX® CLASSIC 110 3G0,75mm<sup>2</sup> Elnr 1090416

**Declared unit:**

1 m

**This declaration is based on Product Category Rules:**

CEN Standard EN 15804:2012+A2:2019 serves as core PCR

NPCR 027:2020 Part B for Electrical cables and wires

**Program operator:**

The Norwegian EPD Foundation

**Declaration number:**

NEPD-4670-3920-EN

**Registration number:**

NEPD-4670-3920-EN

**Issue date:**

11.07.2023

**Valid to:**

11.07.2028

**EPD Software:**

LCA.no EPD generator ID: 66664

## General information

### Product

LAPP ÖLFLEX® CLASSIC 110 3G0,75mm<sup>2</sup> Elnr 1090416

### Program operator:

Post Box 5250 Majorstuen, 0303 Oslo, Norway  
The Norwegian EPD Foundation  
Phone: +47 23 08 80 00  
web: post@epd-norge.no

### Declaration number:

NEPD-4670-3920-EN

### This declaration is based on Product Category Rules:

CEN Standard EN 15804:2012+A2:2019 serves as core PCR  
NPCR 027:2020 Part B for Electrical cables and wires

### Statement of liability:

The owner of the declaration shall be liable for the underlying information and evidence. EPD Norway shall not be liable with respect to manufacturer information, life cycle assessment data and evidences.

### Declared unit:

1 m LAPP ÖLFLEX® CLASSIC 110 3G0,75mm<sup>2</sup> Elnr 1090416

### Declared unit with option:

A1,A2,A3,A4,A5,C1,C2,C3,C4,D

### Functional unit:

1 meter of ÖLFLEX® CLASSIC 3G0,75mm<sup>2</sup> from cradle-to-grave, including waste treatment at end-of-life.

### General information on verification of EPD from EPD tools:

Independent verification of data, other environmental information and the declaration according to ISO 14025:2010, § 8.1.3 and § 8.1.4. Verification of each EPD is made according to EPD-Norway's guidelines for verification and approval requiring that tools are i) integrated into the company's environmental management system, ii) the procedures for use of the EPD tool are approved by EPD-Norway, and iii) the process is reviewed annually by an independent third party verifier. See Appendix G of EPD-Norway's General Programme Instructions for further information on EPD tools

### Verification of EPD tool:

Independent third party verification of the EPD tool, background data and test-EPD in accordance with EPDNorway's procedures and guidelines for verification and approval of EPD tools. Approval number: NEPDT32.

Third party verifier:

Vito D'Incognito - Take Care International  
(no signature required)

### Owner of the declaration:

Elektroskandia Norge AS  
Contact person: Pål Kristiansen  
Phone: +47 97 66 22 12  
e-mail: pkr@elektroskandia.no

### Manufacturer:

Lapp Norway AS  
Eikringen 11  
3036 Drammen, Norway

### Place of production:

Cableries Lapp S.a.r.l.  
Technopole Sud Forbach  
F - 57600 FORBACH, France

### Management system:

ISO 14001, ISO 9001

### Organisation no:

977 454 700

### Issue date:

11.07.2023

### Valid to:

11.07.2028

### Year of study:

2021

### Comparability:

EPD of construction products may not be comparable if they not comply with EN 15804 and seen in a building context.

### Development and verification of EPD:

The declaration is created using EPD tool lca.tools ver EPD2022.03, developed by LCA.no. The EPD tool is integrated in the company's management system, and has been approved by EPD Norway. Approval number:

Developer of EPD: Lars Nilsen - Lapp Norway AS

Reviewer of company-specific input data and EPD: Petter Dahl - Lapp Norway AS

### Approved:

Håkon Hauan  
Managing Director of EPD-Norway

## Product

### Product description:

Benefits

Space-saving installation due to small cable diameters

High electrical performance due to 4 kV test voltage

Application range

Plant engineering

Industrial machinery

Heating and air-conditioning systems

Conveyor and transport systems

### Product specification

Product Make-up

Fine-wire strand made of bare copper wires

PVC insulation LAPP P8/1

Cores twisted in layers

PVC outer sheath, grey

Materials	kg	%
Plastic - Polyvinyl chloride (PVC)	0,03	55,56
Copper conductor	0,02	44,44
Total	0,05	

### Technical data:

Flame-retardant according IEC 60332-1-2

Good chemical resistance

Core identification code: Black with white numbers acc. to VDE 0293-334

Conductor stranding: Fine wire according to VDE 0295,

class 5/IEC 60228 class 5

Minimum bending radius: Occasional flexing: 15 x outer diameter

Fixed installation: 4 x outer diameter

Nominal voltage: U0/U: 300/500 V

Test voltage: 4000 V

Protective conductor: G = with GN-YE protective conductor

X = without protective conductor

Temperature range: Occasional flexing: -5°C to +70°C

Fixed installation: -40°C to +80°C

### Market:

Norway

### Reference service life, product

40 years. Standard lifetime for energy distribution network applications, provided in appendix 1 of PSR for wires, cables, and accessories of PEP Ecopassport.

### Reference service life, building or construction works

40 years. Estimation made to match the product service life and keep the EPD environmental impact calculations at the product level.

## LCA: Calculation rules

### Declared unit:

1 m LAPP ÖLFLEX® CLASSIC 110 3G0,75mm<sup>2</sup> Elnr 1090416

### Cut-off criteria:

All major raw materials and all the essential energy is included. The production processes for raw materials and energy flows with very small amounts (less than 1%) are not included. These cut-off criteria do not apply for hazardous materials and substances.

### Allocation:

The allocation is made in accordance with the provisions of EN 15804. Incoming energy and water and waste production in-house is allocated equally among all products through mass allocation. Effects of primary production of recycled materials is allocated to the main product in which the material was used. The recycling process and transportation of the material is allocated to this analysis.

**Data quality:**

Specific data for the product composition are provided by the manufacturer. The data represent the production of the declared product and were collected for EPD development in the year of study. Background data is based on EPDs according to EN 15804 and different LCA databases. The data quality of the raw materials in A1 is presented in the table below.

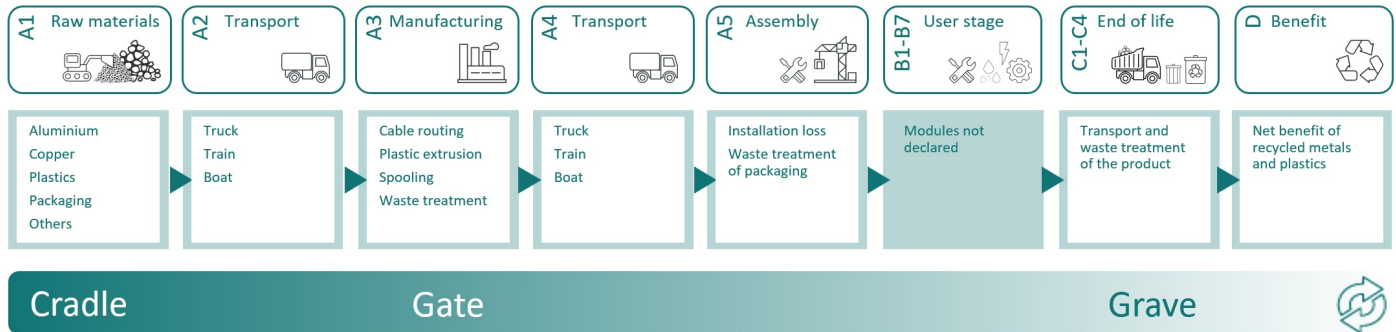
Materials	Source	Data quality	Year
Copper conductor	ecoinvent 3.6	Database	2019
Plastic - Polyvinyl chloride (PVC)	ecoinvent 3.6	Database	2019

**System boundaries (X=included, MND=module not declared, MNR=module not relevant)**

Product stage			Construction installation stage		Use stage							End of life stage				Beyond the system boundaries
Raw materials	Transport	Manufacturing	Transport	Assembly	Use	Maintenance	Repair	Replacement	Refurbishment	Operational energy use	Operational water use	De-construction demolition	Transport	Waste processing	Disposal	Reuse-Recovery-Recycling-potential
A1	A2	A3	A4	A5	B1	B2	B3	B4	B5	B6	B7	C1	C2	C3	C4	D
X	X	X	X	X	MND	MND	MND	MND	MND	MND	MND	X	X	X	X	X

**System boundary:**

The flowchart below illustrates the system boundaries of the analysis:



**Additional technical information:**

This EPD includes only the specific cable as named in the heading. For other cross sections EPD can be made on request.

## LCA: Scenarios and additional technical information

The following information describe the scenarios in the different modules of the EPD.

Module A4 = In A4, a transport distance from the production site to Elektroskandia's warehouse in Langhus was included. A distance of 300 km was also added as additional transport to market.

Modules A5 = 5 % product losses during installation are estimated by the company. No energy use has been quantified since installation in buildings is often done by manual labour. Use of portable electrical devices (e.g., drill) usually have low energy requirements falling under the cut-off criterion of 1%. Cable drums are reused and also assumed under the cut-off criterion of 1%.

Module C1 = de-construction in buildings is often done by manual labour. Use of portable electrical devices (e.g., drill) usually have low energy requirements falling under the cut-off criterion of 1%.

Module C2 = 300 km is added as an average distance to the waste facility

Modules C3 and C4 = Waste treatment of the product follows the default values provided in EN 50693, Product Category Rules for life cycle assessments of electronic and electrical products and systems, table G.4. This table specified how different types of raw materials used in A1 will likely be treated during the end-of-life of the product. Waste treatments in C3 include material recycling and incineration with and without energy recovery and fly ash extraction. Disposal in C4 consist of landfilling of different waste fractions and of ashes.

Module D = The recyclability of metals and plastics allows the producers a credit for the net scrap that is produced at the end of a product's life. The benefits from recycling of net scrap are described in formula from EN 15804:2012+A2:2019. Substitution of heat and electricity generated by the incineration with energy recovery of plastic insulation and other parts is also calculated in module D.

Transport from production place to user (A4)	Capacity utilisation (incl. return) %	Distance (km)	Fuel/Energy Consumption	Unit	Value (Liter/tonne)
Truck, over 32 tonnes, EURO 6 (km)	53,3 %	300	0,023	l/tkm	6,90
Truck, over 32 tonnes, EURO 6 (km)	53,3 %	1956	0,023	l/tkm	44,99
Assembly (A5)		Unit	Value		
Product loss during installation (percentage of cable)	Units/DU	0,02			
Transport to waste processing (C2)	Capacity utilisation (incl. return) %	Distance (km)	Fuel/Energy Consumption	Unit	Value (Liter/tonne)
Truck, 16-32 tonnes, EURO 6 (km)	36,7 %	300	0,043	l/tkm	12,90
Waste processing (C3)		Unit	Value		
Copper to recycling (kg)	kg	0,01			
Waste treatment of polyvinylchloride (PVC), incineration with energy recovery and fly ash extraction (kg)	kg	0,01			
Disposal (C4)		Unit	Value		
Landfilling of ashes from incineration of Polyvinylchloride (PVC), process per kg ashes and residues (kg)	kg	0,00			
Landfilling of copper (kg)	kg	0,01			
Landfilling of plastic mixture (kg)	kg	0,01			
Benefits and loads beyond the system boundaries (D)		Unit	Value		
Substitution of electricity, in Norway (MJ)	MJ	0,01			
Substitution of primary copper with net scrap (kg)	kg	0,01			
Substitution of thermal energy, district heating, in Norway (MJ)	MJ	0,19			

## LCA: Results

The LCA results are presented below for the declared unit defined on page 2 of the EPD document.

Environmental impact												
Indicator	Unit	A1	A2	A3	A4	A5	C1	C2	C3	C4	D	
 GWP-total	kg CO <sub>2</sub> -eq	1,68E-01	6,47E-03	1,76E-01	8,85E-03	2,58E-02	0	2,21E-03	2,51E-02	2,02E-03	-2,09E-02	
 GWP-fossil	kg CO <sub>2</sub> -eq	1,65E-01	6,46E-03	1,73E-01	8,84E-03	2,54E-02	0	2,21E-03	2,50E-02	2,02E-03	-2,08E-02	
 GWP-biogenic	kg CO <sub>2</sub> -eq	2,46E-03	2,67E-06	2,91E-03	3,79E-06	3,76E-04	0	9,13E-07	1,02E-05	3,56E-07	-9,38E-05	
 GWP-luluc	kg CO <sub>2</sub> -eq	1,61E-04	2,30E-06	2,09E-04	2,69E-06	2,64E-05	0	7,85E-07	1,96E-06	1,30E-07	-5,94E-05	
 ODP	kg CFC11-eq	3,84E-08	1,46E-09	6,77E-09	2,13E-09	3,45E-09	0	5,00E-10	8,23E-10	1,01E-10	-8,17E-05	
 AP	mol H <sup>+</sup> -eq	5,39E-03	1,86E-05	5,02E-04	2,85E-05	4,16E-04	0	6,34E-06	1,45E-05	3,17E-06	-3,31E-03	
 EP-FreshWater	kg P -eq	4,39E-05	5,16E-08	2,62E-05	7,04E-08	4,92E-06	0	1,76E-08	7,37E-08	1,01E-08	-2,24E-05	
 EP-Marine	kg N -eq	3,81E-04	3,67E-06	7,77E-05	6,23E-06	3,30E-05	0	1,25E-06	3,54E-06	2,53E-06	-1,39E-04	
 EP-Terrestrial	mol N -eq	5,43E-03	4,11E-05	1,23E-03	6,95E-05	4,75E-04	0	1,40E-05	3,79E-05	1,18E-05	-2,14E-03	
 POCP	kg NMVOC-eq	1,42E-03	1,57E-05	2,33E-04	2,73E-05	1,19E-04	0	5,37E-06	1,07E-05	3,59E-06	-5,80E-04	
 ADP-minerals&metals <sup>1</sup>	kg Sb -eq	4,65E-05	1,78E-07	1,44E-06	1,58E-07	3,38E-06	0	6,09E-08	5,28E-08	3,30E-09	-1,85E-05	
 ADP-fossil <sup>1</sup>	MJ	2,75E+00	9,77E-02	2,35E+00	1,44E-01	3,75E-01	0	3,33E-02	3,29E-02	8,43E-03	-1,92E-01	
 WDP <sup>1</sup>	m <sup>3</sup>	9,10E+00	9,45E-02	2,37E+01	1,10E-01	2,33E+00	0	3,22E-02	6,73E-01	1,42E-01	8,77E-01	







GWP-total = Global Warming Potential total; GWP-fossil = Global Warming Potential fossil fuels; GWP-biogenic = Global Warming Potential biogenic; GWP-luluc = Global Warming Potential land use and land use change; ODP = Depletion potential of the stratospheric ozone layer; AP = Acidification potential, Accumulated Exceedance; EP-freshwater = Eutrophication potential, fraction of nutrients reaching freshwater end compartment; EP-marine = Eutrophication potential, fraction of nutrients reaching marine end compartment; EP-terrestrial = Eutrophication potential, Accumulated Exceedance; POCP = Formation potential of tropospheric ozone; ADP-minerals&metals = Abiotic depletion potential for non-fossil resources; ADP-fossil = Abiotic depletion for fossil resources potential; WDP = Water (user) deprivation potential, deprivation-weighted water consumption

"Reading example: 9,0 E-03 = 9,0\*10<sup>-3</sup> = 0,009"

\*INA Indicator Not Assessed

1. The results of this environmental impact indicator shall be used with care as the uncertainties on these results are high or as there is limited experienced with the indicator

## Remarks to environmental impacts

Additional environmental impact indicators												
Indicator	Unit	A1	A2	A3	A4	A5	C1	C2	C3	C4	D	
 PM	Disease incidence	1,60E-08	3,96E-10	1,95E-09	8,12E-10	1,35E-09	0	1,35E-10	9,40E-11	4,70E-11	-7,16E-09	
 IRP <sup>2</sup>	kgBq U235 -eq	8,76E-03	4,27E-04	7,39E-03	6,28E-04	1,21E-03	0	1,46E-04	1,60E-04	4,71E-05	-3,21E-04	
 ETP-fw <sup>1</sup>	CTUe	6,18E+01	7,24E-02	2,01E+00	1,05E-01	4,61E+00	0	2,47E-02	1,58E+00	4,96E+00	-3,05E+01	
 HTP-c <sup>1</sup>	CTUh	1,11E-09	0,00E+00	5,20E-11	0,00E+00	8,10E-11	0	0,00E+00	4,00E-12	0,00E+00	-4,30E-10	
 HTP-nc <sup>1</sup>	CTUh	8,27E-08	7,90E-11	2,00E-09	1,02E-10	5,95E-09	0	2,70E-11	3,72E-10	2,20E-11	-3,68E-08	
 SQP <sup>1</sup>	dimensionless	1,32E+00	6,83E-02	5,57E-01	1,65E-01	1,49E-01	0	2,33E-02	1,20E-02	2,49E-02	-4,93E-01	











PM = Particulate Matter emissions; IRP = Ionizing radiation – human health; ETP-fw = Eco toxicity – freshwater; HTP-c = Human toxicity – cancer effects; HTP-nc = Human toxicity – non cancer effects; SQP = Potential Soil Quality Index (dimensionless)

<sup>1</sup>Reading example: 9,0 E-03 = 9,0\*10<sup>-3</sup> = 0,009"

\*INA Indicator Not Assessed

1. The results of this environmental impact indicator shall be used with care as the uncertainties on these results are high or as there is limited experienced with the indicator
2. This impact category deals mainly with the eventual impact of low dose ionizing radiation on human health of the nuclear fuel cycle. It does not consider effects due to possible nuclear accidents, occupational exposure nor due to radioactive waste disposal in underground facilities. Potential ionizing radiation from the soil, from radon and from some construction materials is also not measured by this indicator.






Resource use												
Indicator	Unit	A1	A2	A3	A4	A5	C1	C2	C3	C4	D	
 PERE	MJ	3,72E-01	1,40E-03	4,28E-01	1,81E-03	5,63E-02	0	4,77E-04	4,21E-03	7,64E-04	-1,70E-01	
 PERM	MJ	0,00E+00	0,00E+00	0,00E+00	0,00E+00	0,00E+00	0	0,00E+00	0,00E+00	0,00E+00	0,00E+00	
 PERT	MJ	3,72E-01	1,40E-03	4,28E-01	1,81E-03	5,63E-02	0	4,77E-04	4,21E-03	7,64E-04	-1,70E-01	
 PENRE	MJ	2,20E+00	9,77E-02	2,35E+00	1,44E-01	3,37E-01	0	3,33E-02	3,30E-02	8,43E-03	-1,92E-01	
 PENRM	MJ	5,54E-01	0,00E+00	0,00E+00	0,00E+00	2,80E-02	0	0,00E+00	-5,38E-01	0,00E+00	0,00E+00	
 PENRT	MJ	2,75E+00	9,77E-02	2,35E+00	1,44E-01	3,65E-01	0	3,33E-02	-5,05E-01	8,44E-03	-2,61E-01	
 SM	kg	4,12E-03	0,00E+00	2,63E-03	0,00E+00	4,73E-04	0	0,00E+00	0,00E+00	4,13E-05	5,76E-03	
 RSF	MJ	1,03E-02	5,00E-05	1,33E-01	6,32E-05	1,01E-02	0	1,71E-05	7,60E-05	1,69E-05	5,30E-04	
 NRSF	MJ	4,89E-04	1,79E-04	4,32E-04	2,12E-04	9,38E-05	0	6,11E-05	-2,06E-05	4,35E-05	-4,69E-03	
 FW	m <sup>3</sup>	2,84E-03	1,04E-05	1,07E-03	1,63E-05	2,92E-04	0	3,57E-06	7,88E-04	9,76E-06	-6,00E-04	

PERE = Use of renewable primary energy excluding renewable primary energy resources used as raw materials; PERM = Use of renewable primary energy resources used as raw materials; PERT = Total use of renewable primary energy resources; PENRE = Use of non renewable primary energy excluding non-renewable primary energy resources used as raw materials; PENRM = Use of non renewable primary energy resources used as raw materials; PENRT = Total use of non renewable primary energy resources; SM = Use of secondary materials; RSF = Use of renewable secondary fuels; NRSF = Use of non-renewable secondary fuels; FW = Net use of fresh water

\*Reading example: 9,0 E-03 = 9,0\*10<sup>-3</sup> = 0,009"






\*INA Indicator Not Assessed

End of life - Waste												
Indicator	Unit	A1	A2	A3	A4	A5	C1	C2	C3	C4	D	
	HWD	kg	1,76E-03	5,04E-06	2,38E-04	7,86E-06	1,56E-04	0	1,72E-06	1,12E-05	7,58E-04	-2,24E-04
	NHWD	kg	4,98E-02	4,75E-03	9,89E-03	1,25E-02	5,96E-03	0	1,62E-03	1,27E-03	2,53E-02	-9,86E-03
	RWD	kg	7,96E-06	6,65E-07	9,48E-06	9,81E-07	1,35E-06	0	2,27E-07	1,75E-07	5,47E-08	-2,81E-07

HWD = Hazardous waste disposed; NHWD = Non-hazardous waste disposed; RWD = Radioactive waste disposed

\*Reading example: 9,0 E-03 = 9,0\*10<sup>-3</sup> = 0,009"

\*INA Indicator Not Assessed

End of life - Output flow												
Indicator	Unit	A1	A2	A3	A4	A5	C1	C2	C3	C4	D	
	CRU	kg	0,00E+00	0,00E+00	0,00E+00	0,00E+00	0,00E+00	0	0,00E+00	0,00E+00	0,00E+00	0,00E+00
	MFR	kg	0,00E+00	0,00E+00	1,14E-03	0,00E+00	3,20E-04	0	0,00E+00	1,20E-02	1,81E-06	-2,25E-04
	MER	kg	0,00E+00	0,00E+00	1,31E-03	0,00E+00	9,16E-05	0	0,00E+00	7,90E-07	1,11E-06	-2,97E-05
	EEE	MJ	0,00E+00	0,00E+00	3,04E-04	0,00E+00	2,77E-04	0	0,00E+00	1,28E-02	1,09E-05	-7,27E-05
	EET	MJ	0,00E+00	0,00E+00	4,61E-03	0,00E+00	4,19E-03	0	0,00E+00	1,93E-01	1,65E-04	-1,10E-03

CRU = Components for re-use; MFR = Materials for recycling; MER = Materials for energy recovery; EEE = Exported energy electrical; EET = Exported energy thermal

\*Reading example: 9,0 E-03 = 9,0\*10<sup>-3</sup> = 0,009"

\*INA Indicator Not Assessed

Biogenic Carbon Content		
Indicator	Unit	At the factory gate
Biogenic carbon content in product	kg C	0,00E+00
Biogenic carbon content in accompanying packaging	kg C	0,00E+00

Note: 1 kg biogenic carbon is equivalent to 44/12 kg CO<sub>2</sub>

## Additional requirements

### Greenhouse gas emissions from the use of electricity in the manufacturing phase

National production mix from import, low voltage (production of transmission lines, in addition to direct emissions and losses in grid) of applied electricity for the manufacturing process (A3).

Electricity mix	Data source	Amount	Unit
	ecoinvent 3.6	585,93	g CO <sub>2</sub> -eq/kWh

### Dangerous substances

The product contains no substances given by the REACH Candidate list or the Norwegian priority list.

### Indoor environment

No effect on indoor environment.

## Additional Environmental Information

Additional environmental impact indicators required in NPCR Part A for construction products											
Indicator	Unit	A1	A2	A3	A4	A5	C1	C2	C3	C4	D
GWPIOBC	kg CO <sub>2</sub> -eq	1,68E-01	6,47E-03	1,89E-01	8,85E-03	2,66E-02	0	2,21E-03	2,51E-02	6,33E-04	-1,05E-02

GWPIOBC: Global warming potential calculated according to the principle of instantaneous oxidation. In order to increase the transparency of biogenic carbon contribution to climate impact, the indicator GWP-IOBC is required as it declares climate impacts calculated according to the principle of instantaneous oxidation. GWP-IOBC is also referred to as GWP-GHG in context to Swedish public procurement legislation.

## Bibliography

ISO 14025:2010. Environmental labels and declarations - Type III environmental declarations - Principles and procedures. International Organization for Standardization.

ISO 14044:2006. Environmental management - Life cycle assessment - Requirements and guidelines. International Organization for Standardization.

EN 15804:2012+A2:2019. Environmental product declaration - Core rules for the product category of construction products. European Committee for Standardization.

ISO 21930:2017. Sustainability in buildings and civil engineering works - Core rules for environmental product declarations of construction products. International Organization for Standardization.

EN 50693:2019. Product category rules for life cycle assessments of electronic and electrical products and systems. European Committee for Standardization.






Ecoinvent v3, 2019. Allocation, cut-off by classification. Swiss Centre of Life Cycle Inventories.

Iversen et al., (2021). eEPD v2021.09, background information for EPD generator tool system verification, LCA.no. Report number: 07.21. System verification report.

Philis et al., (2022). EPD generator for NPCR 027 part B for electrical wires and cables, background information for EPD generator application and LCA data, LCA.no Report number: 03.22. PCR verification report.

EPD Norway (2022). NPCR Part A: Construction products and services. The Norwegian EPD foundation. Version 2.0 published 24.03.2021.

EPD Norway (2022). NPCR 027 Part B for electrical cables and wires. The Norwegian EPD foundation. Version 2.0 published 01.03.2022.

 <b>epd-norway</b> Global Program Operator	<b>Program operator and publisher</b> The Norwegian EPD Foundation Post Box 5250 Majorstuen, 0303 Oslo, Norway	Phone: +47 23 08 80 00 e-mail: post@epd-norge.no web: www.epd-norge.no
	<b>Owner of the declaration:</b> Elektroskandia Norge AS Postboks 143, 1403 Langhus	Phone: +47 97 66 22 12 e-mail: pkr@elektroskandia.no web: elektroskandia.no
	<b>Author of the Life Cycle Assessment</b> LCA.no AS Dokka 6B, 1671	Phone: +47 916 50 916 e-mail: post@lca.no web: www.lca.no
	<b>Developer of EPD generator</b> LCA.no AS Dokka 6B,1671 Kråkerøy	Phone: +47 916 50 916 e-mail: post@lca.no web: www.lca.no
	ECO Platform ECO Portal	web: www.eco-platform.org web: ECO Portal