

# Environmental product declaration

in accordance with ISO 14025, ISO 21930 and EN 15804

Pipe Jacking (VO) Hobas, with GRP Sleeve, DN2200 PN1 SN40000



**Amiblu**<sup>®</sup>

The Norwegian EPD Foundation

**Owner of the declaration:**

Amiblu Technology AS

Pipe Jacking (VO) Hobas, with GRP Sleeve, DN2200 PN1 SN40000

**Declared unit:**

1 m

**This declaration is based on Product Category Rules:**

CEN Standard EN 15804:2012+A1:2013 serves as core PCR  
NPCR 019:2018 Part B for Piping systems use in sewage and storm water systems (under gravity)

**Program operator:**

The Norwegian EPD Foundation

**Declaration number:**

NEPD-4569-3820-EN

**Registration number:**

NEPD-4569-3820-EN

**Issue date:** 14.06.2023

**Valid to:** 14.06.2028

**EPD Software:**

LCA.no EPD generator ID: 64820

## General information

### Product

Pipe Jacking (VO) Hobas, with GRP Sleeve, DN2200 PN1 SN40000

### Program operator:

Post Box 5250 Majorstuen, 0303 Oslo, Norway  
The Norwegian EPD Foundation  
Phone: +47 23 08 80 00  
web: post@epd-norge.no

### Declaration number:

NEPD-4569-3820-EN

### This declaration is based on Product Category Rules:

CEN Standard EN 15804:2012+A1:2013 serves as core PCR  
NPCR 019:2018 Part B for Piping systems use in sewage and storm  
water systems (under gravity)

### Statement of liability:

The owner of the declaration shall be liable for the underlying  
information and evidence. EPD Norway shall not be liable with respect  
to manufacturer information, life cycle assessment data and  
evidences.

### Declared unit:

1 m Pipe Jacking (VO) Hobas, with GRP Sleeve, DN2200 PN1  
SN40000

### Declared unit with option:

A1-A3,A4,C1,C2,C3,C4,D

### Functional unit:

1m section of a pipeline constructed using Hobas Jacking (VO) Pipe  
with GRP sleeve (the length of the pipe unit is 6m).

### General information on verification of EPD from EPD tools:

Independent verification of data, other environmental information  
and the declaration according to ISO 14025:2010, § 8.1.3 and § 8.1.4.  
Individual third party verification of each EPD is not required when the  
EPD tool is i) integrated into the company's environmental  
management system, ii) the procedures for use of the EPD tool are  
approved by EPDNorway, and iii) the process is reviewed annually.  
See Appendix G of EPD-Norway's General Programme Instructions  
for further information on EPD tools.

### Verification of EPD tool:

Independent third party verification of the EPD tool, background data  
and test-EPD in accordance with EPDNorway's procedures and  
guidelines for verification and approval of EPD tools.

Third party verifier:

Michael M. Jenssen, Asplan Viak AS  
(no signature required)

### Owner of the declaration:

Amiblu Technology AS  
Contact person: Frans Sørensen  
Phone: +47 94 14 08 18  
e-mail: frans.sorensen@amiblu.com

### Manufacturer:

Amiblu Germany GmbH

### Place of production:

Amiblu Germany GmbH  
Gewerbepark 1,  
17039 Trollenhagen, Germany

### Management system:

ISO 14001

### Organisation no:

916 041 195

### Issue date: 14.06.2023

### Valid to: 14.06.2028

### Year of study:

2020

### Comparability:

EPD of construction products may not be comparable if they not  
comply with EN 15804 and seen in a construction works context.

### Development and verification of EPD:

The declaration is created using EPD tool lca.tools ver EPD2022.03,  
developed by LCA.no. The EPD tool is integrated in the company's  
management system, and has been approved by EPD Norway.

Collected/registered by: Frans Sørensen

Reviewer of company-specific input data and EPD: Petter Åsrud

### Approved:

Sign

Håkon Hauan, CEO EPD-Norge

## Product

### Product description:

Hobas Jacking (VO) Pipe with GRP sleeve coupling for pipe jacking application.

### Product specification

Jacking (VO) Pipe, Hobas Diameter Series,

DN: 2200

PN: 1

SN: 40000

Length: 6m

Liner: Standard, Length: 6 m, Glass: E, Resin: Ortho, Liner Resin: Ortho, with GRP Sleeve Non-Pressure

Materials	Value	Unit
Rubber gasket	0.04-0.05	%
Peroxide	0.8-1.2	%
Calcium Carbonate	27-33	%
Glass fiber	8-14	%
Silica sand	34-42	%
Resin	18-24	%

### Technical data:

Pressure rating (PN): 1 bar

### Market:

New Zealand

### Reference service life, product

Up to 100 years.

### Reference service life, construction

## LCA: Calculation rules

### Declared unit:

1 m Pipe Jacking (VO) Hobas, with GRP Sleeve, DN2200 PN1 SN40000

### Cut-off criteria:

All raw materials which are present in the final product at a concentration greater than 0.1 % are included. Some of the raw materials used at lower content are modeled using datasets representing the closest match according to the best knowledge of Amiblu. The contribution of capital goods is estimated to be lower than the general cut-off criteria of 1%. Transport of personnel is outside the scope of the LCA

### Allocation:

Allocation was carried out in accordance with EN 15804. There are no-allocations between co-products in the EPD since there are no co-products created during the manufacturing. Environmental burdens related to A1 and A2 stages are allocated to pipes based on the specific pipe composition, transport modes and distances of raw materials to a plant in which the product has been produced. All manufacturing inputs (energy and auxiliary materials) are allocated equally to products through mass allocation. Equal allocation also applies to waste, although for certain waste flows, a specific allocation was performed based on the production process and product formulation. Effects of primary production of recycled materials is allocated to the main product in which the material was used. The recycling process and transportation of the material is allocated to this analysis.

### Data quality:

Specific data for the product compositions are used. In case of some raw materials, data from ecoinvent 3.6 were modified to better reflect the composition of specific materials used by Amiblu. Transportation modes and distances are collected for all raw materials, specific for each production site. Energy inputs are also specific for each site. Production site data were collected in the year of study defined on page 2. The data quality of the raw materials in A1 is presented in the table below.

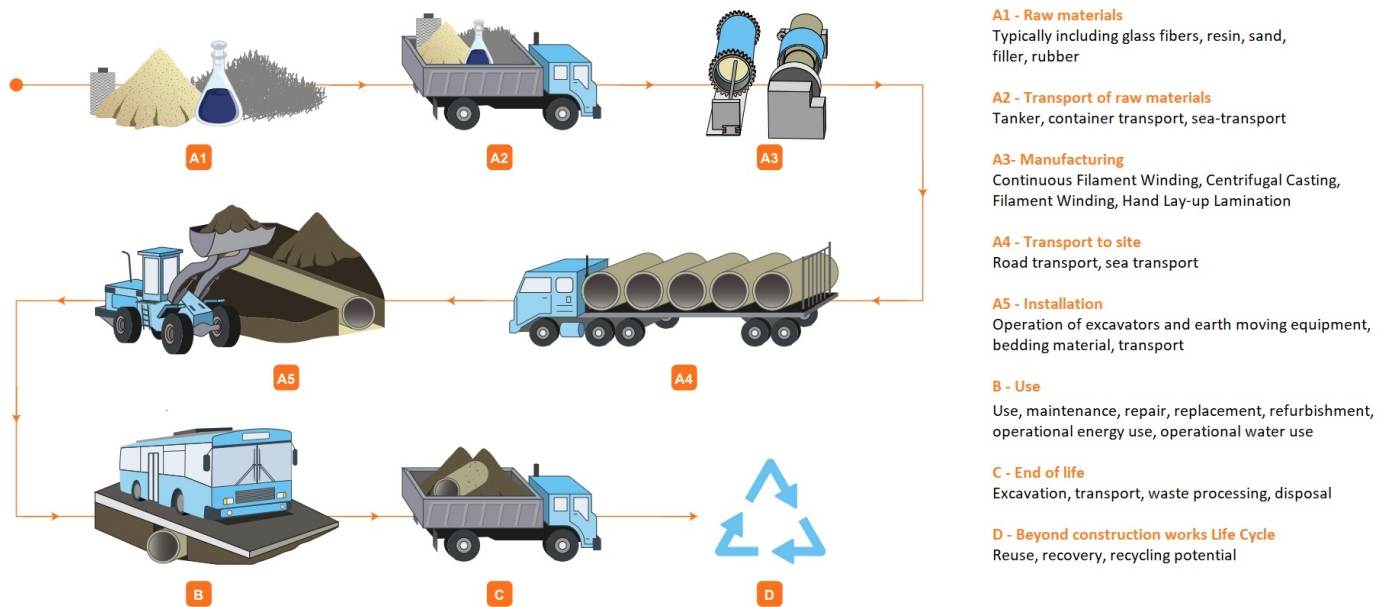
Materials	Source	Data quality	Year
Additives	ecoinvent 3.6	Database	2019
Chemical	ecoinvent 3.6	Database	2019
Filler	ecoinvent 3.6	Database	2019
Glass fibre	ecoinvent 3.6	Database	2019
Rubber, synthetic	ecoinvent 3.6	Database	2019
Polyester resin	Modified ecoinvent 3.6	Database	2019

**System boundaries (X=included, MND=module not declared, MNR=module not relevant)**

Product stage			Construction installation stage	Use stage								End of life stage				Beyond the system boundaries
Raw materials	Transport	Manufacturing	Transport	Assembly	Use	Maintenance	Repair	Replacement	Refurbishment	Operational energy use	Operational water use	De-construction demolition	Transport	Waste processing	Disposal	Reuse-Recovery-Recycling-potential
A1	A2	A3	A4	A5	B1	B2	B3	B4	B5	B6	B7	C1	C2	C3	C4	D
X	X	X	X	MND	MND	MND	MND	MND	MND	MND	MND	X	X	X	X	X

**System boundary:**

**Production Flow**



**Additional technical information:**

<https://www.amiblu.com/jacking-pipes/>

## LCA: Scenarios and additional technical information

The following information describe the scenarios in the different modules of the EPD.

For A4 stage, a road transport distance of 389 km from the pipe production plant to Hamburg and a ship transport distance of 27183 km from Hamburg to Auckland, is calculated.

For A5 module, is not included due to specific installation scenario of jacking pipes. The impact of the installation has to be evaluated by the constructor.

Use stage has not been included since glass reinforced plastic piping, once installed, does not require maintenance.

It has been assumed that at the end of the functional life of the piping, the installation is either left in ground or re-lined. Potential relining is considered to be a second life stage, thus, all environmental burdens associated with re-lining are omitted in this declaration.

LCA study was performed for the production process and material composition specific for 3 m long Hobas Jacking (VO) Pipe with Coupling, DN2200 PN1 SN40000 on the Centrifugal Casting line in Germany.

Transport from production place to user (A4)	Capacity utilisation (incl. return) %	Distance (km)	Fuel/Energy Consumption	Unit	Value (Liter/tonn)
Ship, Regional bulk ship, 35000 DWT (km)	50,0 %	27183	0,003	l/tkm	81,55
Truck, 16-32 tonnes, EURO 5 (kgkm)	36,7 %	389	0,044	l/tkm	17,12

## LCA: Results

The LCA results are presented below for the declared unit defined on page 2 of the EPD document.

Environmental impact									
Indicator	Unit	A1-A3	A4	C1	C2	C3	C4	D	
 GWP-total	kg CO <sub>2</sub> -eq	1,39E+03	4,18E+02	0	0	0	0	0	0
 GWP-fossil	kg CO <sub>2</sub> -eq	1,36E+03	4,18E+02	0	0	0	0	0	0
 GWP-biogenic	kg CO <sub>2</sub> -eq	2,98E+01	1,12E-01	0	0	0	0	0	0
 GWP-luluc	kg CO <sub>2</sub> -eq	9,15E-01	2,07E-01	0	0	0	0	0	0
 ODP	kg CFC11 -eq	1,75E-04	8,00E-05	0	0	0	0	0	0
 AP	mol H <sup>+</sup> -eq	7,10E+00	1,05E+01	0	0	0	0	0	0
 EP-FreshWater	kg P -eq	5,42E-02	1,72E-03	0	0	0	0	0	0
 EP-Marine	kg N -eq	1,33E+00	2,39E+00	0	0	0	0	0	0
 EP-Terrestrial	mol N -eq	1,45E+01	2,66E+01	0	0	0	0	0	0
 POCP	kg NMVOC -eq	7,66E+00	6,97E+00	0	0	0	0	0	0
 ADP-minerals&metals <sup>1</sup>	kg Sb -eq	3,81E-02	3,98E-03	0	0	0	0	0	0
 ADP-fossil <sup>1</sup>	MJ	2,76E+04	5,53E+03	0	0	0	0	0	0
 WDP <sup>1</sup>	m <sup>3</sup>	5,76E+04	2,10E+03	0	0	0	0	0	0







GWP Global warming potential; ODP Depletion potential of the stratospheric ozone layer; POCP Formation potential of tropospheric photochemical oxidants; AP Acidification potential of land and water; EP Eutrophication potential; ADPM Abiotic depletion potential for non fossil resources; ADPE Abiotic depletion potential for fossil resources

<sup>1</sup>Reading example: 9,0 E-03 = 9,0\*10<sup>-3</sup> = 0,009"

\*INA Indicator Not Assessed

- The results of this environmental impact indicator shall be used with care as the uncertainties on these results are high or as there is limited experienced with the indicator
- Eutrophication aquatic freshwater shall be in kg P-eq., there is a typo in EN 15804:2012+A2:2019 regarding this unit. Eutrophication calculated as PO4-eq is presented on page 11

### Remarks to environmental impacts











Additional environmental impact indicators									
Indicator	Unit	A1-A3	A4	C1	C2	C3	C4	D	
 PM	Disease incidence	6,29E-05	5,40E-06	0	0	0	0	0	
 IRP <sup>2</sup>	kgBq U235 -eq	5,80E+01	2,40E+01	0	0	0	0	0	
 ETP-fw <sup>1</sup>	CTUe	3,41E+04	3,23E+03	0	0	0	0	0	
 HTP-c <sup>1</sup>	CTUh	1,99E-06	0,00E+00	0	0	0	0	0	
 HTP-nc <sup>1</sup>	CTUh	3,10E-05	9,00E-07	0	0	0	0	0	
 SQP <sup>1</sup>	dimensionless	5,21E+03	1,35E+03	0	0	0	0	0	

PM Particulate Matter emissions; IRP Ionizing radiation – human health; ETP-fw Eco toxicity – freshwater; HTP-c Human toxicity – cancer effects; HTP-nc Human toxicity – non cancer effects; SQP Soil Quality (dimensionless)

"Reading example: 9,0 E-03 = 9,0\*10<sup>-3</sup> = 0,009"

\*INA Indicator Not Assessed

1. The results of this environmental impact indicator shall be used with care as the uncertainties on these results are high or as there is limited experienced with the indicator
2. This impact category deals mainly with the eventual impact of low dose ionizing radiation on human health of the nuclear fuel cycle. It does not consider effects due to possible nuclear accidents, occupational exposure nor due to radioactive waste disposal in underground facilities. Potential ionizing radiation from the soil, from radon and from some construction materials is also not measured by this indicator.

Resource use									
Indicator	Unit	A1-A3	A4	C1	C2	C3	C4	D	
 PERE	MJ	1,23E+03	4,17E+01	0	0	0	0	0	0
 PERM	MJ	0,00E+00	0,00E+00	0	0	0	0	0	0
 PERT	MJ	1,23E+03	4,17E+01	0	0	0	0	0	0
 PENRE	MJ	2,78E+04	5,53E+03	0	0	0	0	0	0
 PENRM	MJ	1,21E+01	0,00E+00	0	0	0	0	0	0
 PENRT	MJ	2,78E+04	5,53E+03	0	0	0	0	0	0
 SM	kg	4,04E+00	0,00E+00	0	0	0	0	0	0
 RSF	MJ	1,06E+02	1,46E+00	0	0	0	0	0	0
 NRSF	MJ	9,76E-01	9,71E+00	0	0	0	0	0	0
 FW	m <sup>3</sup>	1,57E+01	2,79E-01	0	0	0	0	0	0

RPEE Renewable primary energy resources used as energy carrier; RPEM Renewable primary energy resources used as raw materials; TPE Total use of renewable primary energy; NRPE Non renewable primary energy resources used as energy carrier; NRPM Non renewable primary energy resources used as materials; TRPE Total use of non renewable primary energy; SM Use of secondary materials; RSF Use of renewable secondary fuels; NRSF Use of non renewable secondary fuels; W Use of net fresh water

"Reading example: 9,0 E-03 = 9,0\*10<sup>-3</sup> = 0,009"

\*INA Indicator Not Assessed



End of life - Waste									
Indicator	Unit	A1-A3	A4	C1	C2	C3	C4	D	
HWD	kg	1,37E+01	2,18E-01	0	0	0	0	0	0
NHWD	kg	2,25E+02	6,20E+01	0	0	0	0	0	0
RWD	kg	6,32E-02	3,86E-02	0	0	0	0	0	0

HW Hazardous waste disposed; NHW Non hazardous waste disposed; RW Radioactive waste disposed

\*Reading example: 9,0 E-03 = 9,0\*10<sup>-3</sup> = 0,009"

\*INA Indicator Not Assessed

End of life - Output flow									
Indicator	Unit	A1-A3	A4	C1	C2	C3	C4	D	
CRU	kg	0,00E+00	0,00E+00	0	0	0	0	0	0
MFR	kg	2,05E+00	0,00E+00	0	0	0	0	0	0
MER	kg	5,10E+01	0,00E+00	0	0	0	0	0	0
EEE	MJ	3,10E+01	0,00E+00	0	0	0	0	0	0
EET	MJ	4,70E+02	0,00E+00	0	0	0	0	0	0

CR Components for reuse; MR Materials for recycling; MER Materials for energy recovery; EEE Exported electric energy; ETE Exported thermal energy

\*Reading example: 9,0 E-03 = 9,0\*10<sup>-3</sup> = 0,009"

\*INA Indicator Not Assessed

Biogenic Carbon Content		
Indicator	Unit	At the factory gate
Biogenic carbon content in product	kg C	0,00E+00
Biogenic carbon content in accompanying packaging	kg C	0,00E+00

Note: 1 kg biogenic carbon is equivalent to 44/12 kg CO<sub>2</sub>

## Additional requirements

### Greenhouse gas emissions from the use of electricity in the manufacturing phase

National production mix from import, low voltage (production of transmission lines, in addition to direct emissions and losses in grid) of applied electricity for the manufacturing process (A3).

Electricity mix	Data source	Amount	Unit
Electricity, Germany (kWh)	ecoinvent 3.6	585,93	g CO <sub>2</sub> -eq/kWh

### Dangerous substances

The product contains no substances given by the REACH Candidate list or the national priority list.

### Indoor environment

Not relevant






## Additional Environmental Information

Environmental impact indicators EN 15804+A1 and NPCR Part A v2.0								
Indicator	Unit	A1-A3	A4	C1	C2	C3	C4	D
GWP	kg CO <sub>2</sub> -eq	1,33E+03	4,14E+02	0	0	0	0	0
ODP	kg CFC11 -eq	1,66E-04	7,64E-05	0	0	0	0	0
POCP	kg C <sub>2</sub> H <sub>4</sub> -eq	4,50E-01	2,37E-01	0	0	0	0	0
AP	kg SO <sub>2</sub> -eq	5,53E+00	8,39E+00	0	0	0	0	0
EP	kg PO <sub>4</sub> <sup>3-</sup> -eq	7,62E-01	8,24E-01	0	0	0	0	0
ADPM	kg Sb -eq	3,81E-02	3,98E-03	0	0	0	0	0
ADPE	MJ	2,58E+04	5,48E+03	0	0	0	0	0
GWPIOBC	kg CO <sub>2</sub> -eq	1,34E+03	4,18E+02	0	0	0	0	0

GWP Global warming potential; ODP Depletion potential of the stratospheric ozone layer; POCP Formation potential of tropospheric photochemical oxidants; AP Acidification potential of land and water; EP Eutrophication potential; ADPM Abiotic depletion potential for non fossil resources; ADPE Abiotic depletion potential for fossil resources; GWP-IOBC/GHG Global warming potential calculated according to the principle of instantaneous oxidation (except emissions and uptake of biogenic carbon)

## Bibliography

- ISO 14025:2010 Environmental labels and declarations - Type III environmental declarations - Principles and procedures.
- ISO 14044:2006 Environmental management - Life cycle assessment - Requirements and guidelines.
- EN 15804:2012+A1:2013 Environmental product declaration - Core rules for the product category of construction products.
- ISO 21930:2017 Core rules for environmental product declarations of construction products.
- ecoinvent v3, Allocation, cut-off by classification, Swiss Centre of Life Cycle Inventories.
- Iversen et al., (2018) eEPD v3.0 - Background information for EPD generator system. LCA.no report 04.18.
- Ruttenborg et al., (2021) EPD generator for Amiblu Technology AS Background information for customer application and LCA data, LCA.no report number 01.21
- NPCR Part A: Construction products and services. Ver. 1.0. April 2017, EPD-Norge.
- NPCR 019 Part B for Piping systems for use in sewage and storm water systems (under gravity), Ver 2.0.

 <b>epd-norway</b> <small>Global Program Operator</small>	<b>Program operator and publisher</b> The Norwegian EPD Foundation Post Box 5250 Majorstuen, 0303 Oslo, Norway	Phone: +47 23 08 80 00 e-mail: <a href="mailto:post@epd-norge.no">post@epd-norge.no</a> web: <a href="http://www.epd-norge.no">www.epd-norge.no</a>
	<b>Owner of the declaration:</b> Amiblu Technology AS Østre Kullerød 3, 3241 Sandefjord	Phone: +47 94 14 08 18 e-mail: <a href="mailto:frans.sorensen@amiblu.com">frans.sorensen@amiblu.com</a> web: <a href="https://www.amiblu.com/">https://www.amiblu.com/</a>
	<b>Author of the Life Cycle Assessment</b> LCA.no AS Dokka 6B, 1671	Phone: +47 916 50 916 e-mail: <a href="mailto:post@lca.no">post@lca.no</a> web: <a href="http://www.lca.no">www.lca.no</a>
	<b>Developer of EPD generator</b> LCA.no AS Dokka 6B,1671 Kråkerøy	Phone: +47 916 50 916 e-mail: <a href="mailto:post@lca.no">post@lca.no</a> web: <a href="http://www.lca.no">www.lca.no</a>
	ECO Platform ECO Portal	web: <a href="http://www.eco-platform.org">www.eco-platform.org</a> web: ECO Portal