


# ENVIRONMENTAL PRODUCT DECLARATION

In accordance with ISO 14025, ISO 21930 and EN 15804+A2



## A specific EPD for NTR AB impregnated timber

---



---

**Owner of the declaration:**  
Bitus AB  
Bruksgatan 60, 570 75 Fågelfors  
[www.bitus.se](http://www.bitus.se)

**Program holder and publisher**  
The Norwegian EPD Foundation

**Declaration number:**  
NEPD-4507-3770-EN

**Product category /PCR:**  
Wood and wood-based products

**Issue date:** 31.05.2023  
**Valid to:** 31.05.2028

**EPD Software:** ver-120424

This EPD is based on IVL EPD Generator for the Sawmill products (NEPDT26) and follow the approved background database verification approach.

# General information

**Product:**

NTR AB impregnated timber

**Program Operator:**

The Norwegian EPD Foundation  
Post Box 5250 Majorstuen, 0303 Oslo, Norway  
Phone: +47 23 08 80 00  
Email: post@epd-norge.no

**Declaration Number:**

NEPD-4507-3770-EN

**This declaration is based on Product****Category Rules:**

CEN Standard EN 15804 A2 serves as core PCR and PCR Part B for wood and wood-based products for use in construction (NPCR 015, 07.10.2021)

**Statement of liability:**

The owner of the declaration shall be liable for the underlying information and evidence. EPD Norway shall not be liable with respect to manufacturer, life cycle assessment data and evidences.

**Declared unit:**

—

**Declared unit with option:**

1 m<sup>3</sup> planed treated timber  
A1-A5, B1-B7, C1-C4 and D

**Functional unit:**

—

**Verification:**

Independent verification of the declaration and data, according to ISO14025:2010.

Internal  External

Third party verifier:

Linda Høiby, Life Cycle Assessment Consulting  
Independent verifier approved by EPD Norway

**Owner of the declaration and manufacturer:**

Bitus AB  
Contact person: Johan Eliasson  
Phone: +46 70612188  
Email: johan.eliasson@bergstimber.com

**Place of production:**

Nybro  
Sweden

**Management system:**

Environmental policy and FSC® C106624 och PEFC

**Organisation no:**

556153-6789

**Issue date:**

31.05.2023

**Valid to:**

31.05.2028

**Year of study:**

2021

**Comparability:**

EPD of construction products may not be comparable if they not comply with EN 15804 and seen in a building context.

**The EPD has been worked out by:**

Martin Erlandsson, IVL

**Approved by:**

Håkon Hauan  
(Managing Director EPD Norway)

# Product

## Product description:

Treated timber is used for structural purposes, cladding and as component in wood based products used outdoor. The average moisture ratio used for the declared products when installed is about 18 % (EN 14298) and will vary according to weather etc.

## Product specification:

Treated timber is produced in different sizes and the declared product is representative for the planed timber sold under the name NTR AB green and NTR AB Brown. By adding wood preservatives to the wood, attacks by wood-destroying organisms can be inhibited or prevented.

Materials, product	kg/m <sup>3</sup>	weight-%
Pine	515	99.3%
Tanalith 3475	3.4	0.66%
Pigment (brown <0.1%)	0.18	0.04%
Sum	519	100%

Packaging materials	kg/m <sup>3</sup>	weight-%
Wood	0.028	85.2%
Polyethene film	0	0%
Plastic strap (PET)	0.004	12.9%
Steel strip	0	0.0%
Cardboard	0.001	1.9%
Sum	0.03	100%

## Technical data:

For treated wood sold in the Nordic countries, there is a classification system developed by NTR (Nordic Wood Protection Council) based on European standards for wood preservative-treated wood. NTR class AB refers to timber for use above ground. The uptake of the different treatment used are defined by NTR in order to secure the service life.

The raw dry mass for pine is 420 kg/m<sup>3</sup> for as Swedish averages and used here to calculate biogenic carbon content and the delivery density including water according to the current moisture content. The amount of sapwood is set to 34% and affect the preservative uptake.

## Market:

Main markets are Sweden and Northern Europe.

## Reference service life:

A reference service life can be set to 20 to 30 years or more depending on the usage, exposure and impregnation class. Consumers are given a 20-year rot guarantchrome-extension. Warranty terms and conditions to be found at:

[Garanti-NTR-AB.pdf \(bitus.se\)](http://Garanti-NTR-AB.pdf(bitus.se))



Use QR code for a general fact sheet on Swedish wood products.

# LCA: Calculation rules

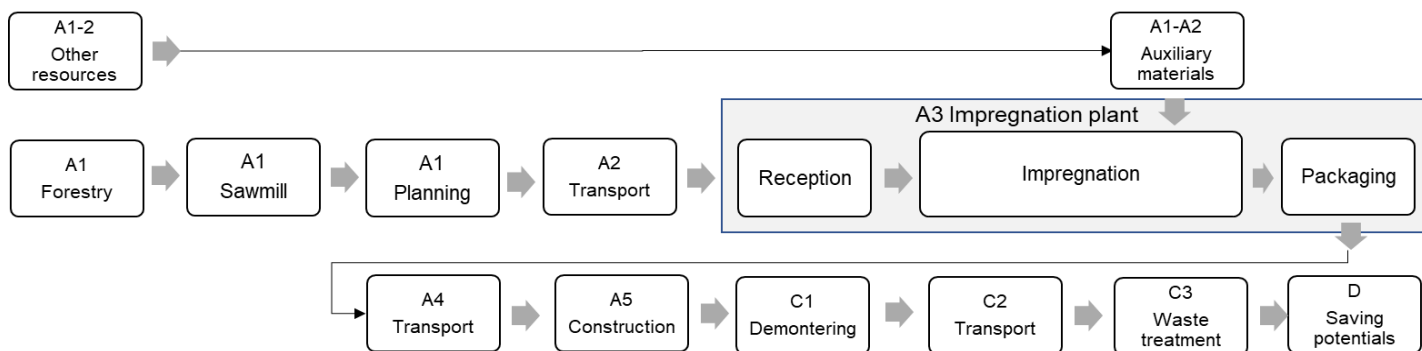
## Declared unit:

1 m3 planed treated timber

## System boundary:

Flow chart over production (A3) of the declared product and all other modules is shown below. Module A4 to D is further explained in the scenario section.

**Figure 1** Declared product manufacturing and transport to a customer and the remainig lifecycle.



## Data quality:

The impregnation process and transport from sawmill for production of planed boards is based on specific data. Wood preservative is based on specific data for Tanalith 3463. National representative figures are used for planed boards, sawn timber and round timber (Erlandsson 2023). Generic upstream data for energy wares and small amount of auxiliary materials are mainly from Gabi (age 2017-2022).

## Allocation:

The allocation is made in accordance with the provisions of EN15804. All impacts from the impregnation, planing of boards is allocated to the main product. The shavings are sold and only attributed to its upstream impact from its previously processes. The sawmill and its multiple co-products are allocated based on their different economic values, except the drying process that is attributed to the intermediate product on physical premises. The economic value of the different parts of the input round timber are attributed using the market value of its final products/co-products. A conservative approach is used for transport of round timber to the sawmill based on economic allocation factors (EN 16485). A conservative economic allocation approach is used for forestry products, where no impact is allocated to the tops and branches (GROT), except forestry operations aimed for GROT (forwarding and shipping). Indicator result on potential soil quality (SQP) is assessed based on national characterisation factors for Swedish forestry (Horn et al 2021).

## Cut-off criteria:

All major raw materials and all the essential energy used are included. All production process are included, hence the few limited cut off that occurs (<<1%) related to packaging materials that is not substituted in module D. This cut-off rule does not apply for hazardous materials and substances. Inherent biogenic carbon and stored energy in packaging material is balanced out directly.

## Calculation of biogenic carbon content:

Sequestration (module A1) and emissions of biogenic carbon are calculated according to EN16485:2014/EN15804+A2, where the net biogenic carbon cycle A to C is zero (i.e. carbon dioxide neutral). In this EPD, the amount of biogenic carbon stored in the product (module A3) is reported additionally (according to EN 15804 A2) as biogenic carbon stored in the product (see table 'Resource use'). For biogenic carbon in all other modules after A3, the carbon in the products is assigned to the module where the emission occurs in order to support the modularity principle in EN15804, so the net result is zero. Biogenic carbon and energy stored in packaging materials (less than 5 weight-%) are directly balanced out and therefore not visible in the environmental indicator result.

# LCA: Scenarios and additional technical information

The following information below describe the scenarios in the different modules of the EPD.

## Transport from production place to user (A4)

Type	Load factor, % (90+0%)	Type of vehicle	Distance km	Fuel	Value
Semi-trailer	45%	TT/AT 28-34 + 34-40t	100	0.027 l/tkm	2.7

A4: The transportation is reported as 100 km and shall be used as factor to estimate the actual distance to the specific object.

## Assembly (A5)

	Unit	Value
Material loss	%	5
Crane, electricity consumption	kWh	3.1E-02
Front loader, diesel	kWh	3.0E-01

A5: At the construction site, 4 minutes of work with front loader is assumed (Erlandsson 2015) and an average lift with a crane (Lundström 2016). 5% material loss is assumed at construction site.

## Use (B1)

	Unit	Value
MND		

## Maintenance (B2)/Repair (B3)

	Unit	Value
MND		

The declared product is not assumed to be exposed for weather and for that reason no maintenance is needed during the service life.

## Replacement (B4)/Refurbishment (B5)

	Unit	Value
MND		

## Operational energy (B6) and water consumption (B7)

	Unit	Value
MND		

No operational energy used during service life.

## End of Life (C1, C3, C4)\*

	Unit	Value
C1: Demolition machine (diesel)	kWh	0.57
C3: To material reuse	kg	0
C3: To material recycling	kg	0
C3: To energy recovery	kg	519
C3: Wood chipping (diesel)	kWh	3.1
C4: To landfill	kg	0

Energy need for demolition (C1) and chipping (C3) of the wooden discarded products is found in according to Erlandsson et al (2015). The scenario accounts for 100%\* energy recovery and end of waste is reached in C3. No statistics exist in Sweden on recycling of demolition wood but will likely be at least 90%.

## Transport to waste processing (C2)\*

Type	Load factor, % (90+0%)	Type of vehicle	Distance km	Fuel	Value
Large lorry/truck	45%	TT/AT 14-20+20-28t	35	0.037	1.3

\*C2: Assumed transport from demolition site to local waste treatment site, from where it is then sold.

The transport assume empty return.

## Benefits and loads beyond the system boundaries (D)\*

	Unit	Value
Chipped CLT that substitute fuel in a district heating plant	kg DM	444
Chipped discarded product that substitute average used fuel in a district heating plant	MJ	-8455

D: The chipped product is assumed to be used as fuel in a district heating and then replaces the average energy mix. The efficiency used for allocation is 39% for electricity and 90% for heat. It is assumed that this efficiency is the same independent of the fuel used.

\* If less recycling rate than 100% is asked for shall the result from module C and D be multiplied by such factor that takes the actual number into account. 100% is used here to support the modular approach of using these figures on the buildings level.

## Additional technical information

No additional information given.

# LCA: Results

The LCA results are presented for the declared unit defined on page 2 of the EPD document. EN 15804 exists in two versions and version 2 is the latest.

System boundaries: **X**=included, **MND**= module not declared, **MNR**=module not relevant.

Product stage			Construction process stage		Use stage								End of life stage				Beyond the system boundary
Raw materials	Transport	Manufacturing	Transport	Construction, installation process	Use	Maintenance	Repair	Replacement	Refurbishment	Operational energy use	Operational water use	De-construction demolition	Transport	Waste processing	Disposal	Reuse-Recovery	
A1	A2	A3	A4	A5	B1	B2	B3	B4	B5	B6	B7	C1	C2	C3	C4	D	
x	x	x	x	x	MND	MND	MND	MND	MND	MND	MND	x	x	x	x	x	
SE	SE	SE	SE	SE	—	—	—	—	—	—	—	SE	SE	SE	SE	SE	

## Core environmental impact, version A2 — mandatory indicators

Parameter	Unit	A1-3	A4	A5	C1	C2	C3	C4	D
GWP-total	kg CO <sub>2</sub> e	-7.57E+02	3.28E+00	2.44E+00	1.32E-01	1.15E+00	8.026E+02	0.00E+00	-1.90E+02
GWP-fossil	kg CO <sub>2</sub> e	4.25E+01	3.26E+00	2.41E+00	1.31E-01	1.14E+00	2.27E+00	0.00E+00	-2.11E+02
GWP-biogenic	kg CO <sub>2</sub> e	-8.00E+02	1.01E-02	9.07E-04	4.08E-04	3.54E-03	8.00E+02	0.00E+00	2.14E+01
GWP-LULUC	kg CO <sub>2</sub> e	5.47E-01	1.82E-02	2.90E-02	7.33E-04	6.36E-03	1.27E-02	0.00E+00	-3.63E+03
GWP-IOBC/GHG	kg CO <sub>2</sub> e	4.34E+01	3.28E+00	2.46E+00	1.32E-01	1.15E+00	2.29E+00	0.00E+00	-1.90E+02
ODP	kg CFC11 eq.	7.09E-06	7.34E-08	3.61E-07	2.96E-09	2.57E-08	5.13E-08	0.00E+00	-1.32E-06
AP	mol H <sup>+</sup> eq.	6.52E-01	3.66E-02	3.59E-02	1.48E-03	1.28E-02	2.56E-02	0.00E+00	-4.47E-01
EP-freshwater	kg P eq.	4.17E-03	1.68E-04	2.23E-04	6.78E-06	5.89E-05	1.18E-04	0.00E+00	-4.04E-04
EP-marine	kg N eq.	3.37E-01	1.97E-02	1.86E-02	7.95E-04	6.90E-03	1.38E-02	0.00E+00	-6.74E-03
EP-terrestrial	mol N eq.	2.92E+00	1.87E-01	1.63E-01	7.56E-03	6.56E-02	1.31E-01	0.00E+00	8.58E-02
POCP	kg NMVOC eq.	4.77E-01	2.56E-02	2.61E-02	1.03E-03	8.96E-03	1.79E-02	0.00E+00	-4.39E-01
ADP-m&m <sup>2)</sup>	kg NMVOC eq.	1.25E-04	1.75E-06	6.41E-06	7.07E-08	6.13E-07	1.23E-06	0.00E+00	-1.32E+03
ADP-fossil <sup>2)</sup>	kg NMVOC eq.	9.46E+02	4.96E+01	5.18E+01	2.00E+00	1.73E+01	3.46E+01	0.00E+00	-1.93E-01
WDP	kg NMVOC eq.	1.04E+03	5.84E+01	5.73E+01	2.35E+00	2.04E+01	4.08E+01	0.00E+00	-3.84E+00

**GWP-total:** Global Warming Potential; **GWP-fossil:** Global Warming Potential fossil fuels; **GWP-biogenic:** Global Warming Potential biogenic; **GWP-LULUC:** Global Warming Potential land use and land use change; **ODP:** Depletion potential of the stratospheric ozone layer; **AP:** Acidification potential, Accumulated Exceedance; **EP-freshwater:** Eutrophication potential, fraction of nutrients reaching freshwater end compartment; **EP-marine:** Eutrophication potential, fraction of nutrients reaching marine end compartment; **EP-terrestrial:** Eutrophication potential, Accumulated Exceedance; **POCP:** Formation potential of tropospheric ozone; **ADP-m&m:** Abiotic depletion potential for non-fossil resources (**minerals and metals**); **ADP-fossil:** Abiotic depletion potential for fossil resources; **WDP:** Water deprivation potential, deprivation weighted water consumption

**Note 1** – This additional indicator **GWP-GHG/IOBC** is also referred to as **GWP-GHG** in the context of Swedish and Finish legislation.

**Disclaimer 2** – The results of this environmental impact indicator shall be used with care as the uncertainties on these results are high or as there is limited experienced with the indicator.

## Additional environmental impact, version A2 — addition of non-mandatory indicators with poor reliability

Parameter	Unit	A1-3	A4	A5	C1	C2	C3	C4	D
PM <sup>2)</sup>	Disease incidence	4.13E-06	1.97E-07	2.24E-07	7.92E-09	6.87E-08	1.37E-07	0.00E+00	1.71E-02
IRP <sup>1)</sup>	kBq U235 eq	1.58E+01	1.12E-01	8.06E-01	4.50E-03	3.90E-02	7.80E-02	0.00E+00	-3.09E+01
ETP-fw <sup>2)</sup>	CTUe	1.53E+03	8.67E+01	8.45E+01	3.49E+00	3.03E+01	6.06E+01	0.00E+00	-6.79E+02
HTP-c <sup>2)</sup>	CTUh	5.26E-08	1.73E-09	2.79E-09	6.98E-11	6.06E-10	1.21E-09	0.00E+00	-1.35E-08
HTP-nc <sup>2)</sup>	CTUh	2.83E-06	1.06E-07	1.51E-07	4.26E-09	3.70E-08	7.39E-08	0.00E+00	-2.46E-06
SQP <sup>2)</sup>	Dimensionless	6.48E+04	6.34E+01	3.25E+03	2.56E+00	2.22E+01	4.43E+01	0.00E+00	-3.92E+02

**PM:** Particulate matter emissions; **IRP:** Ionising radiation, human health; **ETP-fw:** Ecotoxicity (freshwater); **ETP-c:** Human toxicity, cancer effects; **HTP-nc:** Human toxicity, non-cancer effects; **SQP:** Land use related impacts / soil quality

**Disclaimer 1** – This impact category deals mainly with the eventual impact of low dose ionizing radiation on human health of the nuclear fuel cycle. It does not consider effects due to possible nuclear accidents, occupational exposure nor due to radioactive waste disposal in underground facilities. Potential ionizing radiation from the soil, from radon and from some construction materials is also not measured by this indicator.

**Disclaimer 2** – The results of this environmental impact indicator shall be used with care as the uncertainties on these results are high or as there is limited experienced with the indicator.

## Environmental impact, version A1

Parameter	Unit	A1-3	A4	A5	C1	C2	C3	C4	D
GWP-TOT	kg CO <sub>2</sub> e	-7.59E+02	3.20E+00	2.37E+00	1.29E-01	1.12E+00	8.03E+02	0.00E+00	-1.90E+02
GWP-IOBC*	kg CO <sub>2</sub> e	4.16E+01	3.20E+00	2.37E+00	1.29E-01	1.12E+00	2.24E+00	0.00E+00	-1.90E+02
ODP	kg CFC11 e	9.00E-06	6.61E-08	4.56E-07	2.66E-09	2.31E-08	4.62E-08	0.00E+00	-1.09E-06
POCP**	kg C <sub>2</sub> H <sub>4</sub> e	-2.52E-02	-6.57E-03	-1.84E-03	-2.65E-04	-2.30E-03	-4.59E-03	0.00E+00	1.16E-02
AP	kg SO <sub>2</sub> e	4.61E-01	2.36E-02	2.51E-02	9.50E-04	8.24E-03	1.65E-02	0.00E+00	-4.19E-01
EP	kg PO <sub>4</sub> <sup>3-</sup> e	1.82E-01	9.12E-03	9.91E-03	3.68E-04	3.19E-03	6.38E-03	0.00E+00	-1.06E-02
ADPM	kg Sb e	1.87E-04	1.76E-06	9.51E-06	7.08E-08	6.14E-07	1.23E-06	0.00E+00	-1.64E-05
ADPE	MJ	5.51E+02	4.82E+01	3.18E+01	1.94E+00	1.68E+01	3.37E+01	0.00E+00	-1.32E+03

**GWP** Global warming potential; **ODP** Depletion potential of the stratospheric ozone layer; **POCP** Formation potential of tropospheric photochemical oxidants; **AP** Acidification potential of land and water; **EP** Eutrophication potential; **ADPM** Abiotic depletion potential for non fossil resources; **ADPE** Abiotic depletion potential for fossil resources.

\* Also referred to as **GWP-GHG** in context of e.g. Swedish and Finnish legislation.

\*\* Negative impact occur due to negative characterization factors. LCI origin from GaBi database separates NOx into NO and NO2, in combination with the applied characterization model with a marginal approach for POCP based on highly polluted ambient air than can result in a negative characterization factor for nitric oxide.

## Resource use, version A1+2 — mandatory indicators

Parameter	Unit	A1-3	A4	A5	C1	C2	C3	C4	D
RPEE	MJ	1.63E+03	1.70E+01	8.31E+01	6.86E-01	5.95E+00	1.19E+01	0.00E+00	7.44E+03
RPEM	MJ	8.38E+03	0.00E+00	0.00E+00	0.00E+00	0.00E+00	-8.38E+03	0.00E+00	0.00E+00
TPE	MJ	1.00E+04	1.70E+01	8.31E+01	6.86E-01	5.95E+00	-8.37E+03	0.00E+00	7.44E+03
NRPE	MJ	9.54E+02	4.97E+01	5.22E+01	2.00E+00	1.74E+01	3.47E+01	0.00E+00	-1.36E+03
NRPM	MJ	9.18E-01	0.00E+00	0.00E+00	0.00E+00	0.00E+00	-9.18E-01	0.00E+00	0.00E+00
TRPE	MJ	9.55E+02	4.97E+01	5.22E+01	2.00E+00	1.74E+01	3.38E+01	0.00E+00	-1.36E+03
SM	kg	5.57E-01	0.00E+00	2.78E-02	0.00E+00	0.00E+00	0.00E+00	0.00E+00	0.00E+00
RSF	MJ	0.00E+00	0.00E+00	0.00E+00	0.00E+00	0.00E+00	0.00E+00	0.00E+00	-5.42E+03
NRSF	MJ	0.00E+00	0.00E+00	0.00E+00	0.00E+00	0.00E+00	0.00E+00	0.00E+00	-1.47E+03
W	m <sup>3</sup>	2.49E+01	1.36E+00	1.36E+00	5.49E-02	4.76E-01	9.51E-01	0.00E+00	0.00E+00

**RPEE** Renewable primary energy resources used as energy carrier; **RPEM** Renewable primary energy resources used as raw materials; **TPE** Total use of renewable primary energy resources; **NRPE** Non renewable primary energy resources used as energy carrier; **NRPM** Non renewable primary energy resources used as materials; **TRPE** Total use of non renewable primary energy resources; **SM** Use of secondary materials; **RSF** Use of renewable secondary fuels; **NRSF** Use of non renewable secondary fuels; **W** Use of net fresh water.

Energy stored as material in the packaging materials is direct balanced out in the module it arises and stored in the product is balanced out over the life cycle, exactly the same as stored biogenic carbon is reported in GWP.

## End of life — Waste, version A1+2 — mandatory indicators

Parameter	Unit	A1-3	A4	A5	C1	C2	C3	C4	D
HW	kg	4.31E-02	2.09E-10	2.15E-03	8.43E-12	7.31E-11	1.46E-10	0.00E+00	-3.62E-08
NHW	kg	1.94E+00	6.26E-03	9.76E-02	2.52E-04	2.19E-03	4.37E-03	0.00E+00	-7.33E-01
RW	kg	1.19E-01	5.38E-05	6.01E-03	2.17E-06	1.88E-05	3.76E-05	0.00E+00	-2.46E-01

**HW** Hazardous waste disposed; **NHW** Non hazardous waste disposed; **RW** Radioactive waste disposed

## End of life — Output flow, version A1+2 — mandatory indicators

Parameter	Unit	A1-3	A4	A5	C1	C2	C3	C4	D
CR	kg	0.00E+00	0.00E+00	0.00E+00	0.00E+00	0.00E+00	0.00E+00	0.00E+00	0.00E+00
MR	kg	7.57E-01	0.00E+00	0.00E+00	0.00E+00	0.00E+00	0.00E+00	0.00E+00	0.00E+00
MER	kg	4.07E-01	0.00E+00	3.23E-02	0.00E+00	0.00E+00	5.19E+02	0.00E+00	0.00E+00
EEE	MJ	0.00E+00	0.00E+00	0.00E+00	0.00E+00	0.00E+00	0.00E+00	0.00E+00	0.00E+00
ETE	MJ	1.69E-03	0.00E+00	8.46E-05	0.00E+00	0.00E+00	0.00E+00	0.00E+00	0.00E+00

**CR** Components for reuse; **MR** Materials for recycling; **MER** Materials for energy recovery; **EEE** Exported electric energy; **ETE** Exported thermal energy

## Information describing the biogenic carbon content at the factory gate

Biogenic carbon content	Amount	Unit
Biogenic carbon content in product	218	kg C
Biogenic carbon content in the accompanying packaging	0	kg C

44/12 is the ratio between the molecular mass of CO<sub>2</sub> and C molecules.

The carbon and its energy content stored in packaging materials is less than 5% and therefore according to EN 15804 direct balanced out in the environmental indicator result.

# LCA: Complementary scenario results

This section includes an alternative end of life scenario and create an information model that in combination med the main scenario reported above can be used by the end-user to define a specific scenario based on local conditions.

## Alternative 100% scenario for the scenario: Deconstruction losses

It should be noticed that landfilling of organic waste as wood is not allowed by EC legislation and the worst scenario alternative will then be the fact that the deconstruction/demolition process generate a wood fraction that will not be recycled at all. Such waste flow can be generated in the deconstruction process and where the wood is then wasted on the surface or alternative in the topsoil in the ground at the construction site or elsewhere. The modelled scenario presented below is based on the wood that remains on the site of the building being broken down aerobic, that is, with access to oxygen and completely decomposed within the 100-year time-related cut off that is applied. In such aerobic decomposition is the inherent carbon transformed to carbon dioxide (compared to an anaerobic process that partly also create methene). The demolition process C1 is the same as in the main scenario reported above. There will not be any transport C2 since the waste is lost at the site.

End of life stage				Beyond the system boundary
De-struction demolition	Transport	Waste processing	Disposal	
C1	C2	C3	C4	D
x	x	x	x	x
SE	SE	SE	SE	SE

## Core environmental impact, version A2 – mandatory indicators

Parameter	Unit				C1	C2	C3	C4	D
GWP-total	kg CO <sub>2</sub> e				1.32E-01	0.00E+00	0.000E+00	8.00E+02	0.00E+00
GWP-fossil	kg CO <sub>2</sub> e				1.31E-01	0.00E+00	0.00E+00	0.00E+00	0.00E+00
GWP-biogenic	kg CO <sub>2</sub> e				4.08E-04	0.00E+00	0.00E+00	8.00E+02	0.00E+00
GWP-LULUC	kg CO <sub>2</sub> e				7.33E-04	0.00E+00	0.00E+00	0.00E+00	0.00E+00
GWP-IOBC/GHG	kg CO <sub>2</sub> e				1.32E-01	0.00E+00	0.000E+00	0.00E+00	0.00E+00
ODP	kg CFC11 eq.				2.96E-09	0.00E+00	0.00E+00	0.00E+00	0.00E+00
AP	mol H <sup>+</sup> eq.				1.48E-03	0.00E+00	0.00E+00	0.00E+00	0.00E+00
EP-freshwater	kg P eq.				6.78E-06	0.00E+00	0.00E+00	0.00E+00	0.00E+00
EP-marine	kg N eq.				7.93E-04	0.00E+00	0.00E+00	0.00E+00	0.00E+00
EP-terrestrial	mol N eq.				7.56E-03	0.00E+00	0.00E+00	0.00E+00	0.00E+00
POCP	kg NMVOC eq.				1.03E-03	0.00E+00	0.00E+00	0.00E+00	0.00E+00
ADP-m&m <sup>2)</sup>	kg NMVOC eq.				7.07E-08	0.00E+00	0.00E+00	0.00E+00	0.00E+00
ADP-fossil <sup>2)</sup>	kg NMVOC eq.				2.00E+00	0.00E+00	0.00E+00	0.00E+00	0.00E+00
WDP	kg NMVOC eq.				2.35E+00	0.00E+00	0.00E+00	0.00E+00	0.00E+00

**GWP-total:** Global Warming Potential; **GWP-fossil:** Global Warming Potential fossil fuels; **GWP-biogenic:** Global Warming Potential biogenic; **GWP-LULUC:** Global Warming Potential land use and land use change; **ODP:** Depletion potential of the stratospheric ozone layer; **AP:** Acidification potential, Accumulated Exceedance; **EP-freshwater:** Eutrophication potential, fraction of nutrients reaching freshwater end compartment; **EP-marine:** Eutrophication potential, fraction of nutrients reaching freshwater end compartment; **EP-terrestrial:** Eutrophication potential, Accumulated Exceedance; **POCP:** Formation potential of tropospheric ozone; **ADP-m&m:** Abiotic depletion potential for non-fossil resources (**minerals and metals**); **ADP-fossil:** Abiotic depletion potential for fossil resources; **WDP:** Water deprivation potential, deprivation weighted water consumption

**Note 1** – This additional indicator **GWP-GHG/IOBC** is also referred to as **GWP-GHG** in the context of Swedish and Finish legislation.

**Disclaimer 2** – The results of this environmental impact indicator shall be used with care as the uncertainties on these results are high or as there is limited experienced with the indicator.

## Additional environmental impact, version A2 – addition of non-mandatory indicators with poor reliability

Parameter	Unit				C1	C2	C3	C4	D
PM <sup>2)</sup>	Disease incidence				7.92E-09	0.00E+00	0.00E+00	0.00E+00	0.00E+00
IRP <sup>1)</sup>	kBq U235 eq				4.50E-03	0.00E+00	0.00E+00	0.00E+00	0.00E+00
ETP-fw <sup>2)</sup>	CTUe				3.49E+00	0.00E+00	0.00E+00	0.00E+00	0.00E+00
HTP-c <sup>2)</sup>	CTUh				6.98E-11	0.00E+00	0.00E+00	0.00E+00	0.00E+00
HTP-nc <sup>2)</sup>	CTUh				4.26E-09	0.00E+00	0.00E+00	0.00E+00	0.00E+00
SQP <sup>2)</sup>	Dimensionless				2.56E+00	0.00E+00	0.00E+00	0.00E+00	0.00E+00

**PM:** Particulate matter emissions; **IRP:** Ionising radiation, human health; **ETP-fw:** Ecotoxicity (freshwater); **ETP-c:** Human toxicity, cancer effects; **HTP-nc:** Human toxicity, non-cancer effects; **SQP:** Land use related impacts / soil quality

**Disclaimer 1** – This impact category deals mainly with the eventual impact of low dose ionizing radiation on human health of the nuclear fuel cycle. It does not consider effects due to possible nuclear accidents, occupational exposure nor due to radioactive waste disposal in underground facilities. Potential ionizing radiation from the soil, from radon and from some construction materials is also not measured by this indicator.

**Disclaimer 2** – The results of this environmental impact indicator shall be used with care as the uncertainties on these results are high or as there is limited experienced with the indicator.

## Environmental impact, version A1

Parameter	Unit				C1	C2	C3	C4	D
GWP-TOT	kg CO <sub>2</sub> e				1.29E-01	0.00E+00	0.00E+00	8.00E+02	0.00E+00
GWP-IOBC*	kg CO <sub>2</sub> e				1.29E-01	0.00E+00	0.00E+00	0.00E+00	0.00E+00
ODP	kg CFC11 e				2.66E-09	0.00E+00	0.00E+00	0.00E+00	0.00E+00
POCP**	kg C <sub>2</sub> H <sub>4</sub> e				-2.65E-04	0.00E+00	0.00E+00	0.00E+00	0.00E+00
AP	kg SO <sub>2</sub> e				9.50E-04	0.00E+00	0.00E+00	0.00E+00	0.00E+00
EP	kg PO <sub>4</sub> <sup>3-</sup> e				3.68E-04	0.00E+00	0.00E+00	0.00E+00	0.00E+00
ADPM	kg Sb e				7.08E-08	0.00E+00	0.00E+00	0.00E+00	0.00E+00
ADPE	MJ				1.94E+00	0.00E+00	0.00E+00	0.00E+00	0.00E+00

**GWP** Global warming potential; **ODP** Depletion potential of the stratospheric ozone layer; **POCP** Formation potential of tropospheric photochemical oxidants; **AP** Acidification potential of land and water; **EP** Eutrophication potential; **ADPM** Abiotic depletion potential for non fossil resources; **ADPE** Abiotic depletion potential for fossil resources.

\* Also referred to as **GWP-GHG** in context of e.g. Swedish and Finish legislation.

\*\* Negative impact occur due to negative characterization factors. LCI origin from GaBi database separates NOx into NO and NO<sub>2</sub>, in combination with the applied characterization model with a marginal approach for POCP based on highly polluted ambient air than can result in a negative characterization factor for nitric oxide.

## Resource use, version A1+2 — mandatory indicators

Parameter	Unit				C1	C2	C3	C4	D
RPEE	MJ				6.86E-01	0.00E+00	0.00E+00	8.36E+03	0.00E+00
RPEM	MJ				0.00E+00	0.00E+00	0.00E+00	-8.36E+03	0.00E+00
TPE	MJ				6.86E-01	0.00E+00	0.00E+00	0.00E+00	0.00E+00
NRPE	MJ				2.00E+00	0.00E+00	0.00E+00	0.92E+00	0.00E+00
NRPM	MJ				0.00E+00	0.00E+00	0.00E+00	-0.92E+00	0.00E+00
TRPE	MJ				2.00E+00	0.00E+00	0.00E+00	0.00E+00	0.00E+00
SM	kg				0.00E+00	0.00E+00	0.00E+00	0.00E+00	0.00E+00
RSF	MJ				0.00E+00	0.00E+00	0.00E+00	0.00E+00	0.00E+00
NRSF	MJ				0.00E+00	0.00E+00	0.00E+00	0.00E+00	0.00E+00
W	m <sup>3</sup>				5.49E-02	0.00E+00	0.00E+00	0.00E+00	0.00E+00

**RPEE** Renewable primary energy resources used as energy carrier; **RPEM** Renewable primary energy resources used as raw materials; **TPE** Total use of renewable primary energy resources; **NRPE** Non renewable primary energy resources used as energy carrier; **NRPM** Non renewable primary energy resources used as materials; **TRPE** Total use of non renewable primary energy resources; **SM** Use of secondary materials; **RSF** Use of renewable secondary fuels; **NRSF** Use of non renewable secondary fuels; **W** Use of net fresh water.

Energy stored as material in the packaging materials is direct balanced out in the module it arise and stored in the product is balanced out over the life cycle, exactly the same as stored biogenic carbon is reported in GWP.

## End of life — Waste, version A1+2 — mandatory indicators

Parameter	Unit				C1	C2	C3	C4	D
HW	kg				8.43E-12	0.00E+00	0.00E+00	0.00E+00	0.00E+00
NHW	kg				2.52E-04	0.00E+00	0.00E+00	5.19E+02	0.00E+00
RW	kg				2.17E-06	0.00E+00	0.00E+00	0.00E+00	0.00E+00

**HW** Hazardous waste disposed; **NHW** Non hazardous waste disposed; **RW** Radioactive waste disposed

## End of life — Output flow, version A1+2 — mandatory indicators

Parameter	Unit				C1	C2	C3	C4	D
CR	kg				0.00E+00	0.00E+00	0.00E+00	0.00E+00	0.00E+00
MR	kg				0.00E+00	0.00E+00	0.00E+00	0.00E+00	0.00E+00
MER	kg				0.00E+00	0.00E+00	0.00E+00	0.00E+00	0.00E+00
EEE	MJ				0.00E+00	0.00E+00	0.00E+00	0.00E+00	0.00E+00
ETE	MJ				0.00E+00	0.00E+00	0.00E+00	0.00E+00	0.00E+00

**CR** Components for reuse; **MR** Materials for recycling; **MER** Materials for energy recovery; **EEE** Exported electric energy; **ETE** Exported thermal energy



## Additional Norwegian requirements

### Greenhouse gas emission from the use of electricity in the manufacturing phase

Swedish national production mix from import, low voltage (production of transmission lines, in addition to direct emissions and losses in grid) of applied electricity for the manufacturing process (A3).

Data source	Amount	Unit
Hydro power, Gabi database 2021.1.	0.014	kg CO <sub>2</sub> e/kWh

### Dangerous substances

- The product contains no substances given by the REACH Candidate list or the Norwegian priority list.
- The product contains substances given by the REACH Candidate list or the Norwegian priority list that are less than 0,1 % by weight.
- The product contain dangerous substances, more then 0,1% by weight, given by the REACH Candidate List or the Norwegian Priority list, see table.
- The product contains no substances given by the REACH Candidate list or the Norwegian priority list. The product is classified as hazardous waste (Avfallsforskiten, Annex III), see table below.

Name	CAS no.	Amount
—	—	—

### Indoor environment





Not relevant

### Carbon footprint

Carbon footprint according to ISO 14067 has not been worked out for the product.

## Bibliography

ISO 14025:2006	Environmental labels and declarations - Type III environmental declarations - Principles and procedures.
ISO 14044:2006+A1:2017+A2:2020	Environmental management - Life cycle assessment - Requirements and guidelines.
EN 15804:2012+A1:2013	Sustainability of construction works — Environmental product declaration — Core rules for the product category of construction products.
EN 15804:2012+A2:2019	Sustainability of construction works — Environmental product declaration — Core rules for the product category of construction products.
ISO 21930:2007	Sustainability in building construction — Environmental declaration of building products.
c-PCR NPCR 015	PCR Part B for wood and woodbased products for use in construction (07.10.2021).
Erlandsson M, Peterson D:	Klimatpåverkan för byggnader med olika energiprestanda. För Energimyndigheten och Boverket. IVL Svenska Miljöinstitutet, rapport nr U5176, 27 maj 2015.
Horn et al	Land use and forestry in the environmental footprint. Fraunhofer Institute for Building Physics IBP et al, carried out on behalf of Cepi. Stuttgart, 2021-09-29.
Erlandsson M	Generic LCA report for the EPD generator: Sawmill products – As the basis for the publication of EPDs within EPD Norway. Version 1.2, IVL, January 2022.
Erlandsson M	Supplementary LCA report for Bitus NTR AB impregnated timber. IVL. May 2023.
Erlandsson M	Generella indata och metodantagande för att kunna beräkna miljöpåverkan från sågverkens produkter. IVL, 2023.
Lundström J	Energy consumption for different frame materials during the production phase of an apartment building. Diploma work, HT2016, BY1704, Umeå University.

	<b>Program operator and publisher</b> The Norwegian EPD Foundation Post Box 5250 Majorstuen, 0303 Oslo Norway	Phone: +47 23 08 80 00 e-mail: <a href="mailto:post@epd-norge.no">post@epd-norge.no</a> web <a href="http://www.epd-norge.no">www.epd-norge.no</a>
	<b>Owner of the declaration</b> Bitus AB Bruksgatan 60, 570 75 Fågelfors	Phone: +46 (0)10-199 85 00 web <a href="http://www.bitus.se">www.bitus.se</a>
	<b>Author of the Life Cycle Assessment</b> Martin Erlandsson IVL Swedish Environmental Res. Inst.	Phone: +46 (0) 10-788 65 00
	<b>ECO Platform</b> ECO Platform ECO Portal	+46 (0) 10-788 65 00 web <a href="http://www.eco-platform.org">www.eco-platform.org</a> web <a href="http://ECO Portal">ECO Portal</a>

# EPD for the best environmental decision

---



Global  
Program  
Operator