

EPD

# Environmental Product Declaration


VD4/R 24.06.20

Production site: ABB Dalmine



DOCUMENT KIND Environmental Product Declaration	IN COMPLIANCE WITH ISO 14025 and EN50693			
PROGRAM OPERATOR The Norwegian EPD Foundation	PUBLISHER The Norwegian EPD Foundation			
REGISTRATION NUMBER OF THE PROGRAM OPERATOR NEPD-4223-3461-EN	ISSUE DATE 2023-02-24			
VALID TO 2028-02-24	STATUS Approved	SECURITY LEVEL Public		
OWNING ORGANIZATION ABB Switzerland Ltd	ABB DOCUMENT NUMBER 2RDA045506	REV. 001	LANG. en	PAGE 1/23

© Copyright 2022 ABB. All rights reserved.

<b>EPD Owner</b>	ABB Switzerland Ltd, Group Technology Management
<b>Manufacturer name and address</b>	ABB S.p.A. Via Friuli, 4, 24044 Dalmine (BG)
<b>Organization No</b>	CHE-101.538.426
<b>Company contact</b>	Stefano Vitali-stefano.vitali@it.abb.com R & D Manager-Field Application Support
<b>Program operator</b>	The Norwegian EPD Foundation Post Box 5250 Majorstuen, 0303 Oslo, Norway Ph.:+47 23 08 80 00 email: post@epd-norge.no
<b>Declared product &amp; Functional unit or declared unit</b>	VD4/R 24.06.20 FU: single circuit breaker, which establishes or interrupts the electrical continuity of the circuit to which it is applied, during a service of 20 years, including related accessories and packaging.
<b>Product description</b>	VD4/R breakers are used in electrical distribution for control and protection of cables, overhead lines, transformer and distribution substations, motors, transformers, generators and capacitor banks. The Scope of the Medium voltage circuit breakers is to interrupt an electric current with a mechanical actuator.
<b>CPC code</b>	46211 - Electrical apparatus for switching or protecting electrical circuits, or for making connexions to or in electrical circuits, for a voltage exceeding 1000 V
<b>Independent verification</b>	Independent verification of the declaration and data carried out according to ISO 14025: 2010. <input type="checkbox"/> INTERNAL <input checked="" type="checkbox"/> EXTERNAL  Third party verification carried out by: Vito D'Incognito Signature:  Håkon Hauan, CEO EPD-Norge Signature:
<b>Approved By</b>	
<b>Reference PCR and version number</b>	Core PCR: EPDIItaly007 – PCR for Electronic and Electrical Products and Systems, Rev. 2, 2020/01/20. Sub PCR: EPDIItaly012 - Electronic and electrical products and systems – Switches, Rev. 0, 2020/03/16.

STATUS	SECURITY LEVEL	DOCUMENT ID.	REV.	LANG.	PAGE
Approved	Public	2RDA045506	001	en	2/23

<b>Other reference documents</b>	General Programme Instructions for The Norwegian EPD Foundation/EPD-Norge (www.epd-norge.no) version 5:2019 Regulations of the EPDItaly Programme rev. 5.0 (1st July 2020)
<b>Product RSL description</b>	20 years
<b>Markets of applicability</b>	World (raw materials) Italy (production, use and end-of-life) Europe (use and end-of-life)
<b>LCA study</b>	This EPD is based on the LCA study described in the LCA report 2RDA045354
<b>EPD type</b>	Product specific
<b>EPD scope</b>	“Cradle to grave”
<b>Year of reported primary data</b>	2021
<b>LCA software</b>	SimaPro 9.4.0.1
<b>LCI database</b>	ecoinvent v3.8 (2021)
<b>LCIA methodology</b>	EN 50693:2019
<b>Comparability</b>	EPDs published within the same product category, though originating from different programs, may not be comparable. Full conformance with a PCR allows EPD comparability only when all stages of a life cycle have been considered. However, variations and deviations are possible.
<b>Liability</b>	EPD-norge declines any responsibility regarding the manufacturer's information, data and results of the life cycle assessment.

STATUS	SECURITY LEVEL	DOCUMENT ID.	REV.	LANG.	PAGE
Approved	Public	2RDA045506	001	en	3/23

# Contents

**ABB Purpose & Embedding Sustainability.....5**

**General Information..... 6**

**Constituent materials..... 8**

**LCA background information.....10**

**Inventory analysis .....14**

**Environmental indicators .....19**

**Additional environmental information .....21**

**Additional Norwegian requirements.....21**

**References.....22**

---

STATUS	SECURITY LEVEL	DOCUMENT ID.	REV.	LANG.	PAGE
Approved	Public	2RDA045506	001	en	4/23

---

© Copyright 2022 ABB. All rights reserved.



# ABB Purpose & Embedding Sustainability

ABB is a leading global technology company that energizes the transformation of society and industry to achieve a more productive, sustainable future. By connecting software to its electrification, robotics, automation and motion portfolio, ABB pushes the boundaries of technology to drive performance to new levels. With a history of excellence stretching back more than 130 years, ABB's success is driven by about 110 thousand talented employees in over 100 countries.

ABB's Electrification business offers a wide-ranging portfolio of products, digital solutions and services, from substation to socket, enabling safe, smart and sustainable electrification. Offerings encompass digital and connected innovations for low and medium voltage, including EV infrastructure, solar inverters, modular substations, distribution automation, power protection, wiring accessories, switchgear, enclosures, cabling, sensing and control.

ABB is committed to continually promoting and embedding sustainability across its operations and value chain, aspiring to become a role model for others to follow. With its ABB Purpose, ABB is focusing on reducing harmful emissions, preserving natural resources and championing ethical and humane behavior.

STATUS	SECURITY LEVEL	DOCUMENT ID.	REV.	LANG.	PAGE
Approved	Public	2RDA045506	001	en	5/23

© Copyright 2022 ABB. All rights reserved.



# General Information

The ABB Dalmine facility produces medium voltage switches, disconnectors, and contactors, medium voltage switchboards for primary and secondary distribution, low voltage switchboards, complete packages and services for substations. Smart systems and technologies for electrical distribution are supplied to utilities, industrial, and tertiary sector customers. Dalmine exports 85% of the volumes produced.

ABB IT-ELDS adopts and implements for its own activities an integrated Quality/Environmental/Health Management System in compliance with the following standards:

- UNI EN ISO 9001/2015 - Quality Management Systems- Requirements
- UNI EN ISO 14001/2015 - Environmental management systems — Requirements with guidance for use
- ISO 45001:2018- Occupational health and safety management systems

The manufacturing of the medium voltage circuit breakers (VD4/R) is located in ABB apparatus factory, where circuit breakers are assembled in the so-called Secondary Line. All components and subassemblies are produced by ABB’s suppliers and are then assembled in the factory.



Figure 1: ABB Dalmine

The product declared in this Life Cycle Assessment includes the following device:

Table 1: Device ratings (VD4/R 24.06.20)

VD4/R	1VCR010212
Rated voltage [kV]	24
Rated current [A]	630
Rated short circuit breaking current [kA]	20

The accessories associated with these products are also included in the study.

STATUS	SECURITY LEVEL	DOCUMENT ID.	REV.	LANG.	PAGE
Approved	Public	2RDA045506	001	en	6/23

The VD4/R is a medium voltage tripolar circuit breaker. It is an automatically operated electrical device that is used to protect an electrical circuit from damage caused by overload or short circuit. Its basic function is to interrupt a high momentary current flow. Unlike a fuse, which operates once and then must be replaced, a medium voltage circuit breaker can be reset to resume normal operation.

The VD4/R circuit-breakers are used in power distribution for control and protection of cables, overhead lines, transformer and distribution substations, motors, transformers, generators and capacitor banks.

The VD4/R are a synthesis of the renowned technology in designing and constructing vacuum interrupters embedded in the poles, and of excellency in design, engineering and production of medium voltage circuit-breakers. The vacuum circuit-breaker does not require an interrupting and insulating medium. Advantage of this type of insulating medium are that vacuum is an excellent dielectric medium, its service life is much longer, compared to other types, vacuum interrupter needs bare minimum maintenance, it is more efficient, very compact, and cost-effective.

The special geometry of the contacts and the material used, as well as the limited duration and low voltage of the arc, guarantee minimum contact wear and long life. Furthermore, the vacuum prevents their oxidation and contamination.

The low speed of the contacts, together with the reduced run and low mass, limit the energy required for the operation and therefore guarantee extremely limited wear of the system. The circuit breaker therefore only requires limited maintenance.

The VD4/R circuit-breakers use a mechanical operating mechanism, with stored energy and free trip. These characteristics allow opening and closing operations independent of the operator.

The operating mechanism and the poles are fixed to a metal frame. The compact structure ensures sturdiness and mechanical reliability.

Apart from the isolating contacts and the cord with plug for connection of the auxiliary circuits, the withdrawable version is completed with the truck for racking it into and out of the switchgear or enclosure with the door closed.

STATUS	SECURITY LEVEL	DOCUMENT ID.	REV.	LANG.	PAGE
Approved	Public	2RDA045506	001	en	7/23



## Constituent materials

The VD4/R weights about 85.9 kg. Some small parts were excluded because of lack of data, as their mass is estimated to be well below 2% of the total weight, according to the EPDItaly012 cut-off criteria.

Table 2: Weights of materials of VD4/R 24.06.20

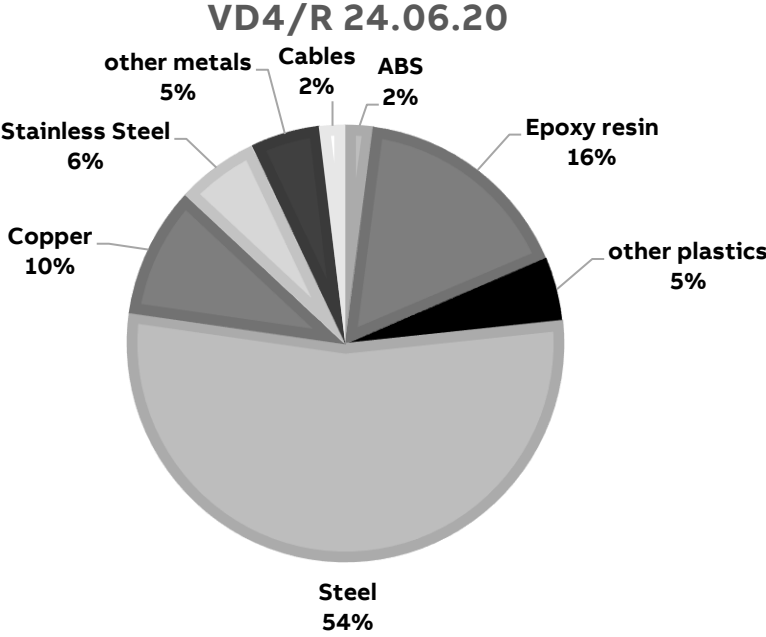
Materials	Name	CAS Number	Product Weight [kg]	%
Plastics	ABS	9003-56-9	1.76	2%
	Polyamide	63428-84-2	0.82	<1%
	Polycarbonate	25037-45-0	0.48	<1%
	Polyethylene	9002-88-4	0.03	<1%
	PVC	9002-86-2	0.001	<1%
	Polyoxymethylene	9002-81-7	0.18	<1%
	Polypropylene	9003-07-0	0.14	<1%
	Rubber	9006-04-6	0.2	<1%
	EPDM	25038-36-2	0.45	<1%
	Epoxy resin	24969-06-0	14.16	16%
	Polybutylene terephthalate	24968-12-5	0.009	<1%
Metals	Steel	68316-05-2	46.1	54%
	Copper	7440-50-8	8.25	10%
	Aluminium	7429-90-5	0.48	<1%
	Brass	63338-02-3	3.5	4%
	Bronze	158113-12-3	0.24	<1%
	Stainless steel	12597-68-1	5.15	6%
	Chromium	7440-47-3	0.17	<1%
	Silver	7440-22-4	0.03	<1%
Other	Cables		1.61	2%
	Ceramic	66402-68-4	0.45	<1%
	Zirconium	7440-67-7	1.77	2%
<b>Total</b>			<b>85.9</b>	<b>100%</b>

STATUS	SECURITY LEVEL	DOCUMENT ID.	REV.	LANG.	PAGE
Approved	Public	2RDA045506	001	en	8/23

© Copyright 2022 ABB. All rights reserved.



Figure 2 Composition of VD4/R 24.06.20



STATUS	SECURITY LEVEL	DOCUMENT ID.	REV.	LANG.	PAGE
Approved	Public	2RDA045506	001	en	9/23

© Copyright 2022 ABB. All rights reserved.



# LCA background information

## Goal and scope of the LCA study

The goals of the present LCA are the evaluation of the environmental impacts of the VD4/R 24.06.20. This LCA is done for eco-design purposes, identifying environmental hotspots enabling process optimization, and environmental communication of potential impacts of VD4/R circuit breakers.

## Functional Unit

The functional unit is the reference unit used to quantify the performance of the service delivered by a product to the user. The main purpose of the functional unit is to provide a reference to which inputs and outputs are related in the LCA. As a result, the reference flow can be determined, which refers to the measure of outputs from processes required to fulfill the function expressed by the functional unit.

The function of the circuit breaker is to establish or interrupt the electrical continuity of the circuit to which it is applied, during a service of 20 years. The reference flow is a single VD4/R 24.06.20 circuit breaker that support 24 kV of rated voltage, 630 A of nominal current and 20000 A of short circuit current Accessories and packaging are included in this study.

Note, the reference service life (RSL) of 20 years is a theoretical period selected for calculation purposes only – this is not representative for the minimum, average, nor actual service life of the product.

## System Boundaries

The life cycle of the VD4/R, an EEPS (Electronic and Electrical Products and Systems), is a “from cradle to grave” analysis and covers the following main life cycle stages: manufacturing, including the relevant upstream process (e.g. acquisition of raw material, preparation of semi-finished goods, etc.) and the main manufacturing and processing steps; distribution; installation, including the relevant steps for the preparation of the product for use; use including the required maintenance steps within the RSL (reference service life of the product) associated to the reference product; end-of-life stage, including the necessary steps until final disposal or recovery of the product system.

The following table shows the stages of the product life cycle and the information stages according to PCR EPDItaly007 for the evaluation of electronic and electrical products and systems.

The stages of the product life cycle and the information considered for the evaluation of VD4/R are:

STATUS	SECURITY LEVEL	DOCUMENT ID.	REV.	LANG.	PAGE
Approved	Public	2RDA045506	001	en	10/23

- Manufacturing upstream includes raw materials, and production activities of ABB suppliers, including transport of semi-finished items and subassemblies to ABB Dalmine.
- The core part of the manufacturing stage includes local consumptions (ABBDalmine) the relevant assembling and waste due to manufacturing. This includes also the packaging production.
- The distribution stage includes the impacts related to the distribution of the product at the installation site.
- The installation stage includes the end of life of the packaging.
- The use and maintenance stages include the impact related to energy consumption during the service life of the product. End of life includes the operations for the disposal of the product at the end of its service life.

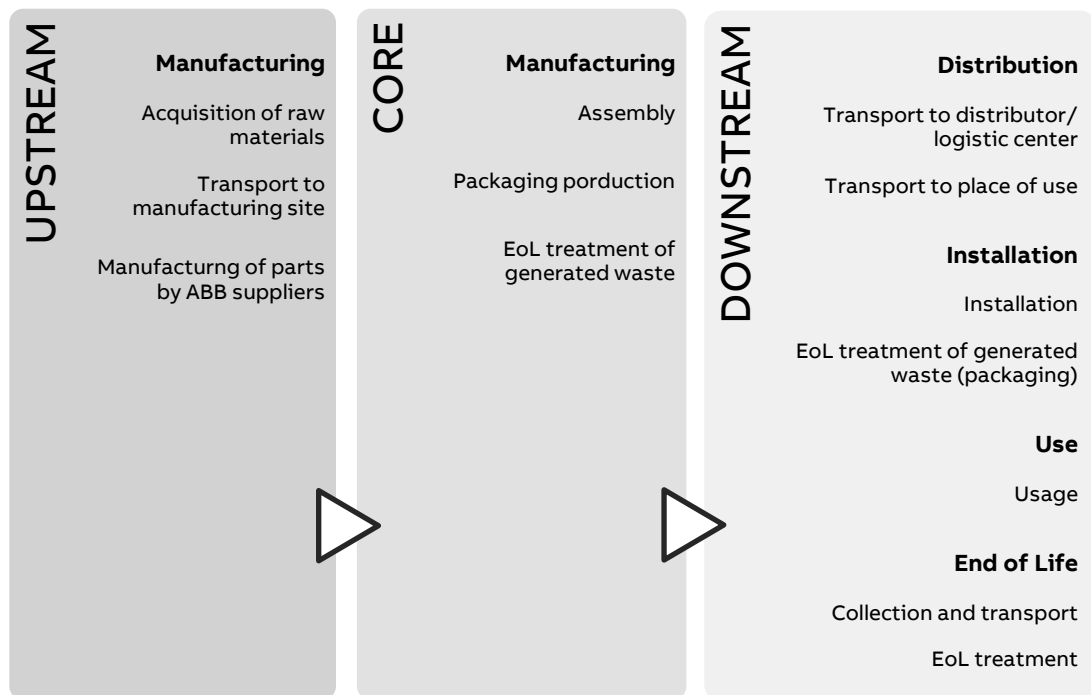


Figure 3: Phases in the LCA methodology

### Temporal and geographical boundaries

The ABB component suppliers are sourced all over the world: Asia and Europe. All primary data collected from ABB are from 2021, which is a representative production year. Secondary data are also representative for this year, as provided by ecoinvent v3.8.

The selected ecoinvent processes in the LCA model have global representativeness, due to the unclear origin of each component. In this way, a conservative approach has been adopted.

STATUS	SECURITY LEVEL	DOCUMENT ID.	REV.	LANG.	PAGE
Approved	Public	2RDA045506	001	en	11/23

## Boundaries in the life cycle

As indicated in the PCR EPDItaly012, capital goods, such as buildings, machinery, tools and infrastructure, the packaging for internal transport which cannot be allocated directly to the production of the reference product, may be excluded from the system boundary.

Infrastructures, when present, such as processes deriving from the ecoinvent database have not been excluded.

## Data quality

In this EPD, both primary and secondary data are used. Site specific foreground data have been provided by ABB. Main data sources are the bill of materials available on the enterprise resource planning. For all processes for which primary are not available, generic data originating from the ecoinvent v3.8 database, allocation cut-off by classification, are used. The ecoinvent database is available in the SimaPro 9.3.0.3 software used for the calculations.

Information and data obtained from third parties are integrated into this report. the documents used are the LCA of the pole PT1 V4S, and the LCA and EPD of the Vacuum interrupter V4S.

## Environmental impact indicators

The information obtained from the inventory analysis is aggregated according to the effects related to the various environmental issues. According to PCR EPDItaly012 and EN 50693 the environmental impact indicators must be determined using the characterization factors and impact assessment methods specified in EN 15804:2012+A2:2019.

PCR EPDItaly012 and the EN 50693 standard establish four indicators for climate impact (GWP-GHG): GWP (total) which includes all greenhouse gases; GWP (fossil fuels); GWP (biogenic carbon) which includes the emissions and absorption of biogenic carbon dioxide and biogenic carbon stored in the product; GWP (land use and land use change).

## Allocation rules

A repartition rule is used for consumptions related to the manufacturing process in the production site, as well as for company waste. Since the factory produces several products (apparatuses and switchgears), only a part of the environmental impact has been allocated to the production line.

Repartition coefficients are based on installed power for electricity and on the line's surface area for methane and water consumption. Company consumption is allocated to the secondary line and divided by the total number of circuit breakers produced in 2021.

STATUS	SECURITY LEVEL	DOCUMENT ID.	REV.	LANG.	PAGE
Approved	Public	2RDA045506	001	en	12/23

© Copyright 2022 ABB. All rights reserved.

For the end-of-life allocation, the “Polluter Pays” principle is adopted according to what is defined in the CEN/TR 16970 standard, as required by the PCR EPDIItaly007. This means, waste treatment processes are attributed to the product system that generates the waste until the end-of-waste state is reached. The environmental burdens of recycling and energy recovery processes are therefore allocated to the product system that generates the waste, while the product system that uses the exported energy and recycled materials receives it burden-free. However, the potential benefits and avoided loads from recovery and recycling processes are not considered because it is not required by EPDIItaly007.

The selected ecoinvent processes in the LCA model have global representativeness, due to the unclear origin of each material component. In this way, a conservative approach has been adopted.

### Limitation and simplifications

According to PCR, the cut-off criteria can be set to a maximum of 2% of the overall environmental impacts. In this LCA, stickers and glues have been excluded as their weight are negligible (0.5% of the total).

This same applies for packaging, where small parts such as screws and fasteners are even a smaller fraction of the total mass. Also sticking labels and grease have been excluded since they are negligible.

Surface treatments like copper plating, zinc coating and painting have been considered in the LCA model.

Scraps for metal working and plastic processes are included when already defined in ecoinvent.

STATUS	SECURITY LEVEL	DOCUMENT ID.	REV.	LANG.	PAGE
Approved	Public	2RDA045506	001	en	13/23



## Inventory analysis

In this LCA, both primary and secondary data are used. Site specific foreground data have been provided by ABB. For data collection, Bills of Material (BOM) extracted from ABB's internal SAP and PLM Smarteam software were used. They are a list of all the components and assemblies that constitute the finished product, organized by level. Each item is matched with its code, quantity, weight and supplier. The BOMs were then processed, adding material, surface area and other weight data, taken from technical drawings. Finally, the manufacturing process and surface treatment were assigned, according to information provided by R&D personnel. Road distances between the suppliers and ABB were calculated using Google Maps, and marine distances using Searates - Distances & Time.

As operational choice we decided to aggregate by material and production process the import of data into SimaPro software's for the manufacturing phase.

All primary data collected from ABB are from 2021 which was a representative production year. The ecoinvent v3.8 cut-off by classification system processes are used to model the background system of the processes. In addition, polyoxymethylene was taken from the database Industry Data 2.0, available in SimaPro libraries, as it is not present in ecoinvent database.

The ecoinvent v3.8 cut-off by classification system processes are used to model the background system of the processes.

Due to the large amounts of components in the medium voltage circuit breaker, raw material inputs are modelled with data from ecoinvent representing a global market coverage. These datasets are assumed to be representative.

### Manufacturing stage

The circuit breaker is composed of a multitude of components, all of which are made from of numerous materials. Most of the inputs to the products' manufacturing stage are already produced components.

The single use packaging is also included in the analysis, in the manufacturing core stage. The packaging is common for all the version of VD4/R, it is composed of a cardboard box (0.45 kg), a wooden pallet (29 kg), steel for support (0.16 kg) and plastic material, polypropylene, polyethylene and polyamide (0.167 kg) resulting in a total weight of 29.77 kg.

ABB receives packaging components from outside suppliers and packages the circuit breakers before shipping them.

Steel is the most frequently used material, followed by epoxy resin and copper. All steel components (hot rolled, cold rolled, low-alloyed steel) are modelled with the same kind of

STATUS	SECURITY LEVEL	DOCUMENT ID.	REV.	LANG.	PAGE
Approved	Public	2RDA045506	001	en	14/23

© Copyright 2022 ABB. All rights reserved.

steel: “Steel, low-alloyed {GLO} market for”, as it is representative for the large majority of the steel parts. Then, when present, the surface treatment is also considered.

The distance from subassembly manufacturing factory to ABB facility is calculated.

The product between the weight of the subassembly and the distance of the supplier according to the transport is considered. The following data is obtained:

Table 3 Sub-assembly distance x weight

Transport type	Weight*distance [kg*km]
Market for transport, freight, lorry >32 metric ton, EURO 4, RoW, Cut-off, S	1722.77
Market for transport, freight, lorry >32 metric ton, EURO 4, RER, Cut-off, S	41168.25
Market for transport, freight, lorry 16-32 metric ton, EURO 4, RER, Cut-off, S	1417.77
Market for transport, freight, lorry 16-32 metric ton, EURO 4, RoW, Cut-off, S	994.6
Market for transport, freight, sea, Container ship (GLO), Cut-off, S	140087.5

The manufacturing of the medium voltage circuit breakers is located in ABB facility of Dalmine, Italy. In the factory, the different components and subassemblies are assembled into the circuit breaker. All the components are produced by ABB’s suppliers. The energy mix used for the production phase is representative for Dalmine production site and includes green energy only (hydroelectric 62%, wind 16%, photovoltaic 6% and internal production photovoltaic 16%).

Table 4 Dalmine green mix

Data source	Amount	Unit
ABB green mix	0.030	kg CO <sub>2</sub> -eq/kWh

Allocation coefficients are based on the line’s surface area for methane and water consumption. This consumption is considered as the total of water and methane consumption in the 2021, multiplied by the percentage of the line’s surface.

Electricity and waste consumption are obtained by dividing the total consumption of apparatus building by total output of product produced in 2021, corresponding to 61441 units.

STATUS	SECURITY LEVEL	DOCUMENT ID.	REV.	LANG.	PAGE
Approved	Public	2RDA045506	001	en	15/23

Table 5 Allocation criteria

Utility	Secondary line allocation coefficient	Allocation criterium	Total 2021 consumptions	Secondary line 2021 consumptions	Single apparatus consumption
<b>Water</b>	5.7%	Surface area of site	9937 m3 (Site)	565 m3	0.066 m3/apparatus
<b>Methane</b>	5.7%	Surface area of site	686713 m <sup>3</sup> (Site)	39046 m3	4.53 m3/apparatus

Utility	Allocation criterium	Total 2021 consumptions	OPL 2021 consumptions
<b>Electricity</b>	Apparatus building total consumption divided by total output of product	1782403 kWh (Factory)	29 kWh/apparatus
<b>Waste</b>	Apparatus building total consumption divided by total output of product	460148 kg (Factory)	3.66 kg/apparatus

The waste generated by the production and assembly processes is included in the calculation. Wastes generated during production are collected by a disposer located in Lombardy, according to 2022 MUD document. Their final destination is defined by the disposal certificate on waste management.

## Distribution

The transport distances from ABB plant to the place of use is based on the average distance of the major European clients of the ABB Apparatus factory. It's calculated as approximately 800 km. The distribution phase is considered from the production line to the final destination placement at the customer site.

## Installation

The installation phase only implies manual activities and no energy is consumed. This phase also includes the disposal of the packaging of the medium voltage circuit breaker.

For the disposal of the packaging after installation a transport distance of 100 km was assumed. The actual disposal site is unknown and is managed by the customer. This scenario is representative for Europe.

STATUS	SECURITY LEVEL	DOCUMENT ID.	REV.	LANG.	PAGE
Approved	Public	2RDA045506	001	en	16/23



Table 6 End of life scenario for packaging materials, according from "Packaging waste by waste management operations" by Eurostat (2020)

Material	Weight kg	Recycling %	Incineration %	Landfill %
Cardboard	0.45	81.6	9.1	9.3
Plastics	0.62	37.7	38.2	24.1
Wood	29	32.4	29.4	38.2

## Use

Use and maintenance are modelled according to the PCR EPDIItaly012 – Switches, for the circuit breaker. Instead for the Monitoring and Diagnostic system, they are modelled according to the PCR EPDIItaly007.

For the use phase, the general *Electricity, medium voltage {RER} market group for | Cut-off, S* from ecoinvent v3.8 is used.

Table 7 GHG emissions connected to electricity production for the manufacturing of ABB's products

Data source	Amount	Unit
<i>Electricity, medium voltage {RER} market group for   Cut-off, S (Ecoinvent v3.8)</i>	0.40	kg CO <sub>2</sub> -eq/kWh

Since no maintenance happens during the use phase, the environmental impacts linked this procedure have been omitted from the analysis.

During the use phase, the VD4/R dissipates some electricity due to ohmic losses. Electricity consumption was calculated with the following formula:

$$E_{\text{use}} [\text{kWh}] = \frac{P_{\text{use}} * 8760 * \text{RSL} * \alpha}{1000}$$

$$P_{\text{use}} = 3 * R * (0.5 * I)^2$$

$$\alpha = 0.3$$

The current and internal resistance values, reference tests, and results obtained are given in Table 8. The internal resistance values of circuit breaker can be considered unchanged for the version with the monitoring and diagnostic system. The test is carried out at 200 Ampere for all ABB Dalmine circuit-breakers thanks to the instruments of the quality laboratory. Therefore, a linear trend of the resistance is considered.

STATUS	SECURITY LEVEL	DOCUMENT ID.	REV.	LANG.	PAGE
Approved	Public	2RDA045506	001	en	17/23

Table 8 Test report, internal resistance, current, power and energy for use phase modelling

	<b>VD4/R 24.06.20</b>
Test report number	1VC1CD00004580
R, Internal resistance [ $\mu\Omega$ ]	14.44
I, Nominal current [A]	630
P, Power [W]	4.3
E, Energy [kWh]	225.9

The RSL is adopted from the circuit breaker rules, the operational time and power are assumed to be 100% for all of the service life.

Since no maintenance happens during the use phase, the environmental impacts linked to this procedure are omitted from the analysis.

### End of life

The transport distances from the place of use to the place of disposal are assumed to be 100 km.

The end-of-life stage is modelled according to PCR EPDItaly012 and IEC/TR 62635. The percentages for end-of-life treatments of circuit breakers are taken from IEC/TR 62635, while the data for packaging waste scenarios are provided by Eurostat. The percentages are reported in Table 6 and Table 9.

Table 9 End of life Eurostat and IEC/TR 62636 percentage

<b>Material</b>	<b>Weight</b>	<b>Recycling %</b>	<b>Incineration %</b>	<b>Landfill %</b>
<b>Plastics</b>	17.98	0	5	95
<b>Steel</b>	46.1	94	0	6
<b>Aluminium</b>	0.47	91	0	9

STATUS	SECURITY LEVEL	DOCUMENT ID.	REV.	LANG.	PAGE
Approved	Public	2RDA045506	001	en	18/23



## Environmental indicators

The following tables show the environmental impact indicators of the life cycle of a single circuit breaker, as indicated by PCR EPDItaly007, sub-PCR EPDItaly012 and EN 50693:2019.

The indicators are divided into the contribution of the processes to the different modules (upstream, core and downstream) and stages (manufacturing, distribution, installation, use and end-of-life).

Table 10 Environmental impact indicators of VD4/R 24.06.20

Impact category	Unit	Total	UPSTREAM	CORE	DOWNSTREAM			
			Manufacturing	Distribution	Installation	Use	End of life	
<b>GWP - total</b>	kg CO <sub>2</sub> eq.	6.90E+02	5.74E+02	1.21E+01	1.53E+01	-1.20E+01	9.17E+01	8.50E+00
<b>GWP - fossil</b>	kg CO <sub>2</sub> eq.	6.93E+02	5.59E+02	1.21E+01	1.53E+01	1.17E+01	8.86E+01	6.58E+00
<b>GWP - biogenic</b>	kg CO <sub>2</sub> eq.	-4.38E+00	1.45E+01	4.16E-02	1.39E-02	-2.37E+01	2.88E+00	1.91E+00
<b>GWP - luluc</b>	kg CO <sub>2</sub> eq.	8.69E-01	6.04E-01	1.74E-03	6.06E-03	4.18E-02	2.09E-01	6.28E-03
<b>ODP</b>	kg CFC-11 eq.	5.21E-05	4.04E-05	1.74E-06	3.57E-06	1.48E-06	4.39E-06	4.92E-07
<b>AP</b>	mol H <sup>+</sup> eq.	1.03E+01	9.63E+00	1.54E-02	7.75E-02	6.47E-02	4.77E-01	2.77E-02
<b>EP - freshwater</b>	kg PO <sub>4</sub> eq.	9.32E-01	8.37E-01	7.25E-04	9.93E-04	3.49E-03	8.86E-02	1.83E-03
<b>POCP</b>	kg NMVOC eq.	3.35E+00	2.97E+00	1.26E-02	8.32E-02	7.16E-02	1.96E-01	1.98E-02
<b>ADP – minerals and metals</b>	kg Sb eq.	2.20E-01	2.19E-01	6.97E-05	5.36E-05	8.40E-05	2.08E-04	8.08E-05
<b>ADP – fossil</b>	MJ, net calorific value	9.86E+03	7.27E+03	2.00E+02	2.33E+02	2.09E+02	1.88E+03	6.43E+01
<b>WDP</b>	m <sup>3</sup> eq.	2.83E+02	2.40E+02	1.39E+01	7.02E-01	6.70E+00	2.05E+01	7.42E-01

STATUS	SECURITY LEVEL	DOCUMENT ID.	REV.	LANG.	PAGE
Approved	Public	2RDA045506	001	en	19/23

Table 11 Resource use parameters of VD4/R 24.06.20

Resource use parameters	Unit	Total	UPSTREAM	CORE	DOWNSTREAM			
			Manufacturing		Distribution	Installation	Use	End of life
<b>PENRE</b>	MJ, low cal. value	8.91E+03	6.70E+03	2.00E+02	2.33E+02	2.09E+02	1.88E+03	6.43E+01
<b>PERE</b>	MJ, low cal. value	1.40E+03	8.20E+02	1.16E+02	3.29E+00	6.21E+02	3.26E+02	5.92E+00
<b>PENRM</b>	MJ, low cal. value	9.52E+02	5.68E+02	0.00E+00	0.00E+00	0.00E+00	0.00E+00	0.00E+00
<b>PERM</b>	MJ, low cal. value	4.88E+02	0.00E+00	0.00E+00	0.00E+00	0.00E+00	0.00E+00	0.00E+00
<b>PENRT</b>	MJ, low cal. value	9.86E+03	7.27E+03	2.00E+02	2.33E+02	2.09E+02	1.88E+03	6.43E+01
<b>PERT</b>	MJ, low cal. value	1.89E+03	8.20E+02	1.16E+02	3.29E+00	6.21E+02	3.26E+02	5.92E+00
<b>FW</b>	m <sup>3</sup>	8.89E+00	6.74E+00	3.28E-01	2.60E-02	1.96E-01	1.57E+00	3.19E-02
<b>MS</b>	kg	2.21E+01	1.99E+01	0.00E+00	0.00E+00	2.19E+00	0.00E+00	0.00E+00
<b>RSF</b>	MJ	0.00E+00	0.00E+00	0.00E+00	0.00E+00	0.00E+00	0.00E+00	0.00E+00
<b>NRSF</b>	MJ	0.00E+00	0.00E+00	0.00E+00	0.00E+00	0.00E+00	0.00E+00	0.00E+00

PENRE: Use of non-renewable primary energy excluding non-renewable primary energy resources used as raw material; PERE: Use of renewable primary energy excluding renewable primary energy resources used as raw material; PENRM: Use of non-renewable primary energy resources used as raw material; PERM: Use of renewable primary energy resources used as raw material; PENRT: Total use of non-renewable primary energy resources (primary energy and primary energy resources used as raw materials); PERT: Total use of renewable primary energy resources (primary energy and primary energy resources used as raw materials); FW: Net use of fresh water; MS: Use of secondary materials; RFS: Use of renewable secondary fuels, NRSF: Use of non-renewable secondary fuels.

Table 12 Waste indicators of VD4/R 24.06.20

Waste production indicators	Unit	Total	UPSTREAM	CORE	DOWNSTREAM			
			Manufacturing		Distribution	Installation	Use	End of life
<b>HWD</b>	kg	6.60E-02	6.37E-02	5.29E-04	6.09E-04	3.43E-04	6.69E-04	1.08E-04
<b>NHWD</b>	kg	2.08E+02	1.64E+02	7.57E-01	1.20E+01	1.50E+01	6.24E+00	9.08E+00
<b>RWD</b>	kg	3.48E-02	1.83E-02	1.50E-04	1.58E-03	6.71E-04	1.38E-02	3.06E-04
<b>MER</b>	kg	1.02E+01	8.37E-01	1.70E-01	0.00E+00	8.77E+00	0.00E+00	3.96E-01
<b>MFR</b>	kg	9.11E+01	2.68E+01	3.49E+00	0.00E+00	1.01E+01	0.00E+00	5.07E+01
<b>CRU</b>	kg	3.61E+01	1.95E+00	0.00E+00	0.00E+00	3.14E+01	0.00E+00	2.68E+00
<b>ETE</b>	MJ	1.80E+01	9.86E-01	0.00E+00	0.00E+00	1.57E+01	0.00E+00	1.37E+00
<b>EEE</b>	MJ	0.00E+00	0.00E+00	0.00E+00	0.00E+00	0.00E+00	0.00E+00	0.00E+00

HWD: hazardous waste disposed; NHWD: non-hazardous waste disposed; RWD: radioactive waste disposed; MER: materials for energy recovery; MFR: material for recycling; CRU: components for reuse; ETE: exported thermal energy; EEE: exported electricity energy.

STATUS	SECURITY LEVEL	DOCUMENT ID.	REV.	LANG.	PAGE
Approved	Public	2RDA045506	001	en	20/23



## Additional environmental information

### Recyclability potential

According to the waste treatment scenario calculation in SimaPro, based on the recycling rate in technical report IEC/TR 62635 Edition 1.0, the following recyclability potentials were calculated.

Table 13 Recyclability potential of VD4/R

	Recyclability potential
VD4/R 24.06.20	73%

## Additional Norwegian requirements

### Greenhouse gas emissions from the use of electricity in the manufacturing phase

Production mix from green energy purchasing certificate medium voltage (production of transmission line, in addition to direct emissions and losses in grid) applied electricity for the manufacturing process.

Data source	Amount	Unit
ABB green mix	0.030	kg CO <sub>2</sub> -eq/kWh

### Dangerous substances

The product contains no substances given by the REACH candidate list.

### Indoor environment

The product meets the requirements for low emissions.

### Carbon footprint

Carbon footprint has not been worked out for the product

STATUS	SECURITY LEVEL	DOCUMENT ID.	REV.	LANG.	PAGE
Approved	Public	2RDA045506	001	en	21/23



## References

- Gagliano, A. (2022), VD4/R 24.06.20: Life Cycle Assessment Report, Doc. no 2RDA045415, ABB Switzerland Ltd, Group Technology Management. EN - 50693:2019 - Product category rules for life cycle assessments of electronic and electrical products and systems
- EN 50693:2019 - Product category rules for life cycle assessments of electronic and electrical products and systems
- PCR EPDItaly007 - Electronic and electrical products and systems (rev.2), October 2020
- PCR EPDItaly012 - Electronic and electrical products and systems - Switches, March 2020
- IEC/TR 62635 - Guidelines for end-of-life information provided by manufacturers and recyclers and for recyclability rate calculation of electrical and electronic equipment - Edition 1.0 2012-10
- ISO 14040:2006 - Environmental management -Life cycle assessment - Principles and framework
- ISO 14044:2006 - Environmental management - Life cycle assessment - Requirements and guidelines
- +
- Ecoinvent, 2021. Swiss Centre for Life Cycle Assessment, v3.8 ([www.ecoinvent.ch](http://www.ecoinvent.ch)).
- PRé Consultants, 2021. Software SimaPro versione 9.3.0.1 ([www.pre.nl](http://www.pre.nl)).<https://www.mise.gov.it/index.php/it/>
- Eurostat (European Statistical Office) <https://ec.europa.eu/eurostat>

STATUS	SECURITY LEVEL	DOCUMENT ID.	REV.	LANG.	PAGE
Approved	Public	2RDA045506	001	en	22/23



<b>Program Operator and publisher</b>	Ph.	+47 23 08 80 00
The Norwegian EPD Foundation		
Post Box 5250 Majorstuen, 0303	email:	post@epd-norge.no
Oslo	web	www.epd-norge.no
Norway		

<b>Owner of the declaration</b>		
ABB Switzerland Ltd, Group		
Technology Management		
Brown Boveri Straße 6, 5400 Baden,	web	www.abb.com
Switzerland		

<b>Author of the life cycle assessment</b>	Ph.	+39 035 695 2065
Angelo Gagliano		
ABB S.p.A.	email:	angelo.gagliano@it.abb.com
Via Friuli 4, Dalmine, Italy	web	www.abb.com

STATUS	SECURITY LEVEL	DOCUMENT ID.	REV.	LANG.	PAGE
Approved	Public	2RDA045506	001	en	23/23