

Environmental product declaration

In accordance with ISO 14025 and EN 15804 +A2

weber WP Waterproofing membrane (weber WP Vedeneristysmassa)



Owner of the declaration:
Saint-Gobain Finland Oy

Declared unit:
1 kg weber WP Waterproofing membrane (weber WP Vedeneristysmassa)

This declaration is based on Product Category Rules:
CEN Standard EN 15804:2012+A2:2019 serves as core PCR
NPCR 009:2018 Part B for Technical - Chemical products in the building and construction industry

Program operator:
The Norwegian EPD Foundation

Declaration number:
NEPD-3971-3010-EN

Registration number:
NEPD-3971-3010-EN

Issue date: 02.12.2022

Valid to: 02.12.2027

EPD Software:
LCA.no EPD generator

System ID:
50542

The Norwegian EPD Foundation

General information

Product

weber WP Waterproofing membrane (weber WP Vedeneristysmassa)

Program operator:

Post Box 5250 Majorstuen, 0303 Oslo, Norway
The Norwegian EPD Foundation
Phone: +47 23 08 80 00
web: post@epd-norge.no

Declaration number:

NEPD-3971-3010-EN

This declaration is based on Product Category Rules:

CEN Standard EN 15804:2012+A2:2019 serves as core PCR
NPCR 009:2018 Part B for Technical - Chemical products in the building and construction industry

Statement of liability:

The owner of the declaration shall be liable for the underlying information and evidence. EPD Norway shall not be liable with respect to manufacturer information, life cycle assessment data and evidences.

Declared unit:

1 kg weber WP Waterproofing membrane (weber WP Vedeneristysmassa)

Declared unit with option:

A1-A3,A4,A5,C1,C2,C3,C4,D

Functional unit:

Functional unit is not used because use stage is not considered.

General information on verification of EPD from EPD tools:

Independent verification of data, other environmental information and the declaration according to ISO 14025:2010, § 8.1.3 and § 8.1.4. Individual third party verification of each EPD is not required when the EPD tool is i) integrated into the company's environmental management system, ii) the procedures for use of the EPD tool are approved by EPD Norway, and iii) the process is reviewed annually. See Appendix G of EPD-Norway's General Programme Instructions for further information on EPD tools.

Verification of EPD tool:

Independent third party verification of the EPD tool, background data and test-EPD in accordance with EPD Norway's procedures and guidelines for verification and approval of EPD tools.

Third party verifier:

Anne Rønning, Norsus AS
(no signature required)

Owner of the declaration:

Saint-Gobain Finland Oy
Contact person: Anne Kaiser
Phone: +358400289933
e-mail: anne.kaiser@saint-gobain.com

Manufacturer:

Saint-Gobain Finland Oy
P.O. Box 70, Fi-00381 Helsinki
Finland

Place of production:

Scanspac Sala
Norrängsgatan 35, 73338 Sala
Sweden

Management system:

ISO 9001:2015, ISO 14001:2015 and OHSAS 18001:2007

Organisation no:

FI09515553

Issue date: 02.12.2022

Valid to: 02.12.2027

Year of study:

2021

Comparability:

EPD of construction products may not be comparable if they not comply with EN 15804 and seen in a building context.

Development and verification of EPD:

The declaration is created using EPD tool lca.tools ver EPD2022.03, developed by LCA.no. The EPD tool is integrated in the company's management system, and has been approved by EPD Norway.

Developer of EPD:

Päivi Pesu

Reviewer of company-specific input data and EPD:

Helene Løvkvist Andersen

Approved:



Håkon Hauan
Managing Director of EPD-Norway

Product

Product description:

weber WP Waterproofing membrane is 1-component, ready to use waterproofing membrane with excellent crack-bridging ability. Suitable for waterproofing wet rooms, such as bathrooms, laundry rooms and sauna floor waterproofing. Suitable substrates are stone-based, concrete and other building boards suitable for the purpose. The product can be applied with a roller or spray. The product is part of a CE-marked weberSafe Waterproofing system. weberSafe work instructions 8-70 should be followed when waterproofing. Available in 5 L and 15 L pails with lid. GTIN 06415990148191, 06415990731300.

Product specification

The composition of the product is described in the following table. Weight of packaging materials is given for 1 kg of product.

Materials	
Dispersion	60-80%
Filler	10-20%
Additives	3-8%
Packaging, PP incl. 50% PCR	0,036kg
Packaging, metal (handle)	0,002kg
Packaging, PE	0,001kg
Packaging, cardboard	0,001kg
Packaging, pallet	0,050kg

Technical data:

weber WP Waterproofing membrane is part of weberSafe waterproofing system which is produced according to the requirements of European technical Assessment ETAG 022-1 (Liquid applied watertight covering kit for wetroom floors and walls).

Material consumption: 0,8 l/m² (membrane thickness 0,4 mm). The space details and substrate unevenness increases consumption significantly.

Density: Specific gravity: 1,13 kg/l

Minimum layer thickness: 0,4 mm

More information: www.fi.weber/vedeneristyksen-ratkaisut-ja-tuotteet/nestemaiset-vedeneristeet-ja-epoksit/weber-wp-vedeneristymassa

Market:

Finland and Baltic countries

Reference service life, product

The reference service life of the product is similar to the service life of the building.

Reference service life, building

60 years

LCA: Calculation rules

Declared unit:

1 kg weber WP Waterproofing membrane (weber WP Vedeneristymassa)

Cut-off criteria:

All major raw materials and all the essential energy is included. The production processes for raw materials and energy flows with very small amounts (less than 1%) are not included. These cut-off criteria do not apply for hazardous materials and substances.

Allocation:

The allocation is made in accordance with the provisions of EN 15804. Incoming energy and water and waste production in-house is allocated equally among all products through mass allocation. Effects of primary production of recycled materials is allocated to the main product in which the material was used. The recycling process and transportation of the material is allocated to this analysis.

Data quality:

Specific data for the product composition are provided by the manufacturer. The data represent the production of the declared product and were collected for EPD development in the year of study. Background data is based on EPDs according to EN 15804 and different LCA databases. The data quality of the raw materials in A1 is presented in the table below.

Materials	Source	Data quality	Year
Additives	ecoinvent 3.6	Database	2019
Packaging	ecoinvent 3.6	Database	2019
Water	ecoinvent 3.6	Database	2019
Additives	ecoinvent 3.6	Database	2020

System boundaries (X=included, MND=module not declared, MNR=module not relevant)

Product stage			Construction installation stage		Use stage								End of life stage				Beyond the system boundaries
Raw materials	Transport	Manufacturing	Transport	Assembly	Use	Maintenance	Repair	Replacement	Refurbishment	Operational energy use	Operational water use	De-construction demolition	Transport	Waste processing	Disposal	Reuse-Recovery-Recycling-potential	
A1	A2	A3	A4	A5	B1	B2	B3	B4	B5	B6	B7	C1	C2	C3	C4	D	
X	X	X	X	X	MND	MND	MND	MND	MND	MND	MND	X	X	X	X	X	

System boundary:

All processes from raw material extraction to product transport to the building site, assembly as well as end of life stage and phases beyond the system boundary (A1-A5, C1-C4, D) are included in the analysis.

The production process comprises of mixing raw materials together. Ready mixed product is then packed into plastic pails with lid for delivery. Stage B is not considered. At the end-of-life stage the impact of the product in building deconstruction is considered to be minor, therefore no impact is calculated in C1. Default waste scenario from NPCR Part B Technical - Chemical products for building and construction industry is applied. Thus, at end-of-life, 10% of the product is collected for material recycling and 90% is disposed into landfill.

Packaging of most representative product is selected for the study. System boundaries (cradle-to-gate with options) are illustrated in the picture below.



Additional technical information:

The LCA calculation has been made taking into account the fact that during the manufacturing process 100% renewable electricity is used. This 100% renewable electricity bought is evidenced by Guarantee of Origin certificates (GOs) from LOS, valid for the study year (2021) and after.

Package contains 50% post-consumer recycled plastic, and can be recycled.

LCA: Scenarios and additional technical information

The following information describe the scenarios in the different modules of the EPD.

The results of stage A4 (transportation of product) in the table of this EPD refer to transportation in Finland (average distance 2021). This product may also be delivered to the countries in the table "Additional A4 information". In order to adapt the impact of transportation to these countries, A4 figures from this EPD shall be multiplied by the multiplication factors below.














At installation stage, no additional accessory was taken into account. Material loss is considered to be 0.

Due to minor impact in deconstruction phase, C1 is set 0. Transportation distance to waste disposal is assumed to be 30 km. It is assumed that 90% of the product is disposed into landfill and 10% is collected and recycled.

Transport from production place to user (A4)	Capacity utilisation (incl. return) %	Distance (km)	Fuel/Energy Consumption	Unit	Value (Liter/tonne)
Truck, over 32 tonnes, EURO 5 (km)	53,3 %	245	0,023	l/tkm	5,64
Ship, Freight, Transoceanic (km)	65,0 %	440	0,003	l/tkm	1,32
Additional A4 information		Unit/Range	Value		
Tallinn, Estonia (truck 317 km / ferry 528 km)		Multiplication factor GWP/A4	1,28		
Riga, Latvia (truck 587 km / ferry 528 km)		Multiplication factor GWP/A4	2,21		
Kaunas, Lithuania (truck 847 km / ferry 528 km)		Multiplication factor GWP/A4	3,11		
Assembly (A5)		Unit	Value		
Waste, cardboard and paper packaging, to average treatment (kg)		kg	0,00		
Waste, metal, to average treatment (kg)		kg	0,00		
Waste, plastic packaging, mixture, to average treatment (kg)		kg	0,04		
Waste, wood packaging, average treatment (kg)		kg	0,05		
Transport to waste processing (C2)	Capacity utilisation (incl. return) %	Distance (km)	Fuel/Energy Consumption	Unit	Value (Liter/tonne)
Truck, over 32 tonnes, EURO 5 (km)	53,3 %	30	0,023	l/tkm	0,69
Waste processing (C3)		Unit	Value		
Waste treatment of product after demolition (kg)		kg/DU	0,10		
Disposal (C4)		Unit	Value		
Disposal of product in landfill (kg)		kg/DU	0,90		
Benefits and loads beyond the system boundaries (D)		Unit	Value		
Substitution of primary aggregates with crushed recycled inert products (kg)		kg/DU	0,10		

LCA: Results

The LCA results are presented below for the declared unit defined on page 2 of the EPD document.

Environmental impact										
Parameter		Unit	A1-A3	A4	A5	C1	C2	C3	C4	D
	GWP-total	kg CO ₂ -eq	2,58E+00	2,64E-02	4,33E-03	0	2,73E-03	7,20E-05	7,39E-03	-2,34E-04
	GWP-fossil	kg CO ₂ -eq	2,63E+00	2,64E-02	4,32E-03	0	2,73E-03	7,10E-05	7,38E-03	-2,29E-04
	GWP-biogenic	kg CO ₂ -eq	-5,95E-02	1,03E-05	6,99E-06	0	1,12E-06	6,13E-07	8,62E-06	-4,57E-06
	GWP-luluc	kg CO ₂ -eq	1,34E-03	9,36E-06	5,84E-07	0	7,96E-07	9,83E-08	1,81E-06	-1,55E-07
	ODP	kg CFC11 -eq	1,14E-07	6,03E-09	4,00E-10	0	6,30E-10	1,40E-11	2,80E-09	-4,20E-11
	AP	mol H+ -eq	1,82E-02	2,28E-04	1,46E-05	0	1,15E-05	5,75E-07	6,57E-05	-2,06E-06
	EP-FreshWater	kg P -eq	2,05E-05	1,87E-07	2,25E-08	0	2,08E-08	4,49E-09	8,37E-08	-6,09E-09
	EP-Marine	kg N -eq	3,80E-03	6,12E-05	8,02E-06	0	3,45E-06	1,68E-07	2,44E-05	-7,15E-07
	EP-Terrestrial	mol N eq	3,97E-02	6,80E-04	6,34E-05	0	3,81E-05	1,94E-06	2,69E-04	-8,40E-06
	POCP	kg NMVOC -eq	1,29E-02	1,96E-04	1,73E-05	0	1,23E-05	5,20E-07	7,71E-05	-2,22E-06
	ADP-minerals&metals ¹	Kg Sb-eq	1,77E-05	4,11E-07	3,85E-08	0	4,66E-08	9,01E-10	6,65E-08	-2,03E-08
	ADP-fossil ¹	MJ	7,27E+01	3,99E-01	2,85E-02	0	4,24E-02	2,21E-03	2,03E-01	-3,87E-03
	WDP ¹	m ³	2,30E+01	2,76E-01	6,77E-02	0	3,25E-02	2,43E-01	1,25E+00	-1,82E-01

GWP total Global Warming Potential total; GWP fossil Global Warming Potential fossil fuels ; GWP biogenic Global Warming Potential biogenic; GWP luluc Global Warming Potential land use change; ODP Ozone Depletion; AP Acidification; EP freshwater Eutrophication aquatic freshwater; EP marine Eutrophication aquatic marine; EP terrestrial Eutrophication terrestrial ;POCP Photochemical zone formation; ADPE Abiotic Depletion Potential minerals and metals; ADPf Abiotic Depletion Potential fossil fuels; WDP Water Depletion Potential

"Reading example: 9,0 E-03 = 9,0*10⁻³ = 0,009"







*INA Indicator Not Assessed

1. The results of this environmental impact indicator shall be used with care as the uncertainties on these results are high or as there is limited experienced with the indicator

Remarks to environmental impacts

Unused product disposed as hazardous waste.

Additional environmental impact indicators

Parameter		Unit	A1-A3	A4	A5	C1	C2	C3	C4	D
	PM	Disease incidence	1,91E-07	1,96E-09	2,01E-10	0	2,40E-10	9,00E-12	1,40E-09	-4,40E-11
	IRP ²	kgBq U235 eq.	2,55E-02	1,74E-03	1,15E-04	0	1,85E-04	3,70E-05	9,27E-04	-3,55E-05
	ETP-fw ¹	CTUe	3,21E+01	2,84E-01	3,01E-02	0	3,10E-02	1,56E-03	1,11E-01	-3,99E-03
	HTP-c ¹	CTUh	1,43E-09	0,00E+00	2,00E-12	0	0,00E+00	0,00E+00	5,00E-12	0,00E+00
	HTP-nc ¹	CTUh	6,95E-08	2,45E-10	1,07E-10	0	3,00E-11	1,00E-12	8,00E-11	-5,00E-12
	SQP ¹	Pt	1,27E+01	4,04E-01	3,04E-02	0	4,86E-02	1,25E-03	7,82E-01	8,79E-03

PM Particulate Matter emissions; IRP Ionizing radiation – human health; ETP-fw Eco toxicity – freshwater; HTP-c Human toxicity – cancer effects; HTP-nc Human toxicity – non cancer effects; SQP Soil Quality (dimensionless)

"Reading example: 9,0 E-03 = 9,0*10⁻³ = 0,009"

*INA Indicator Not Assessed




1. The results of this environmental impact indicator shall be used with care as the uncertainties on these results are high or as there is limited experienced with the indicator
2. This impact category deals mainly with the eventual impact of low dose ionizing radiation on human health of the nuclear fuel cycle. It does not consider effects due to possible nuclear accidents, occupational exposure nor due to radioactive waste disposal in underground facilities. Potential ionizing radiation from the soil, from radon and from some construction materials is also not measured by this indicator.

Resource use										
Parameter		Unit	A1-A3	A4	A5	C1	C2	C3	C4	D
	PERE	MJ	1,18E+00	4,72E-03	6,39E-04	0	5,34E-04	1,14E-03	7,27E-03	-9,07E-04
	PERM	MJ	7,10E-01	0,00E+00	0,00E+00	0	0,00E+00	0,00E+00	0,00E+00	0,00E+00
	PERT	MJ	1,89E+00	4,72E-03	6,39E-04	0	5,34E-04	1,14E-03	7,27E-03	-9,07E-04
	PENRE	MJ	7,67E+01	3,99E-01	2,85E-02	0	4,24E-02	2,21E-03	2,03E-01	-4,09E-03
	PENRM	MJ	1,40E+00	0,00E+00	0,00E+00	0	0,00E+00	0,00E+00	0,00E+00	0,00E+00
	PENRT	MJ	7,68E+01	3,99E-01	2,85E-02	0	4,24E-02	2,21E-03	2,03E-01	-4,09E-03
	SM	kg	2,93E-02	0,00E+00	1,41E-05	0	0,00E+00	1,90E-06	8,81E-05	-7,83E-06
	RSF	MJ	2,01E-02	1,61E-04	1,78E-05	0	1,87E-05	2,30E-05	1,51E-04	-1,85E-05
	NRSF	MJ	4,08E-03	6,32E-04	1,30E-04	0	6,26E-05	-1,42E-06	3,26E-04	-1,91E-05
	FW	m ³	5,56E-02	4,22E-05	1,81E-05	0	4,83E-06	3,78E-06	2,50E-04	-1,42E-04

PERE Use of renewable primary energy excluding renewable primary energy resources used as raw materials; PERM Use of renewable primary energy resources used as raw materials; PERT Total use of renewable primary energy resources; PENRE Use of non renewable primary energy excluding non-renewable primary energy resources used as raw materials; PENRM Use of non renewable primary energy resources used as raw materials; PENRT Total use of non renewable primary energy resources; SM Use of secondary materials; RSF Use of renewable secondary fuels; NRSF Use of non renewable secondary fuels; FW Use of net fresh water

"Reading example: 9,0 E-03 = 9,0*10⁻³ = 0,009"






*INA Indicator Not Assessed

End of life - Waste										
Parameter		Unit	A1-A3	A4	A5	C1	C2	C3	C4	D
	HWD	kg	1,17E-02	2,12E-05	5,24E-04	0	2,32E-06	2,20E-07	1,43E-05	-9,34E-07
	NHWD	kg	2,96E-01	3,02E-02	1,92E-02	0	3,69E-03	6,96E-06	9,01E-01	-2,83E-05
	RWD	kg	3,00E-05	2,73E-06	1,71E-07	0	2,90E-07	2,33E-08	1,32E-06	-3,07E-08

HWD Hazardous waste disposed; NHWD Non-hazardous waste disposed; RWD Radioactive waste disposed;

"Reading example: 9,0 E-03 = 9,0*10⁻³ = 0,009"

*INA Indicator Not Assessed

End of life - Output flow										
Parameter		Unit	A1-A3	A4	A5	C1	C2	C3	C4	D
	CRU	kg	0,00E+00	0,00E+00	0,00E+00	0	0,00E+00	0,00E+00	0,00E+00	0,00E+00
	MFR	kg	3,37E-03	0,00E+00	2,14E-02	0	0,00E+00	1,00E-01	8,03E-05	-1,83E-07
	MER	kg	1,15E-03	0,00E+00	1,92E-07	0	0,00E+00	2,30E-07	1,51E-06	-6,86E-06
	EEE	MJ	1,54E-02	0,00E+00	3,52E-02	0	0,00E+00	3,95E-07	1,25E-04	-1,66E-06
	EET	MJ	2,33E-01	0,00E+00	5,32E-01	0	0,00E+00	5,97E-06	1,89E-03	-2,50E-05

CRU Components for re-use; MFR Materials for recycling; MER Materials for energy recovery; EEE Exported electrical energy; EET Exported energy Thermal

"Reading example: 9,0 E-03 = 9,0*10⁻³ = 0,009"

*INA Indicator Not Assessed

Biogenic Carbon Content		
Parameter	Unit	At the factory gate
Biogenic carbon content in product	kg C	0,00E+00
Biogenic carbon content in accompanying packaging	kg C	2,11E-02

Note: 1 kg biogenic carbon is equivalent to 44/12 kg CO₂

Additional Norwegian requirements

Greenhouse gas emissions from the use of electricity in the manufacturing phase

National production mix from import, low voltage (production of transmission lines, in addition to direct emissions and losses in grid) of applied electricity for the manufacturing process (A3).

Electricity mix	Data source	Amount	Unit
Renewable electricity Saint-Gobain, based on 100% hydro power, with Guarantee of Origin from LOS 2021 (kWh)	ecoinvent 3.6	4,26	g CO ₂ -eq/kWh

Dangerous substances

The product contains no substances given by the REACH Candidate list or the Norwegian priority list. The product is classified as hazardous waste (Avfallsforskriften, Annex III), see table.

Name	CASNo	Amount
1,2-benzisothiazol-3(2H)-one	2634-33-5	<0,05%
reaction mass of 5-chloro-2- methyl-2Hisothiazol-3-one	55965-84-9	>=0,00025 - <0,0015%

Indoor environment

weber WP Waterproofing membrane is part of weberSafe Waterproofing system which has M1 indoor air emission classification granted by The Finnish Building Information Foundation RTS (<https://cer.rts.fi/en/m1-emission-class-for-building-material/>).

Additional Environmental Information

Environmental impact indicators EN 15804+A1 and NPCR Part A v2.0									
Parameter	Unit	A1-A3	A4	A5	C1	C2	C3	C4	D
GWP	kg CO ₂ -eq	2,56E+00	2,61E-02	3,78E-03	0	2,70E-03	7,00E-05	7,23E-03	-2,45E-04
ODP	kg CFC11 -eq	1,09E-07	5,05E-09	3,25E-10	0	5,10E-10	1,70E-11	2,25E-09	-3,80E-11
POCP	kg C ₂ H ₄ -eq	5,63E-04	5,68E-06	6,61E-07	0	3,52E-07	1,56E-08	1,70E-06	-5,11E-08
AP	kg SO ₂ -eq	1,46E-02	1,52E-04	8,48E-06	0	5,44E-06	2,63E-07	2,01E-05	-5,99E-07
EP	kg PO ₄ ³⁻ -eq	1,38E-03	1,64E-05	3,20E-06	0	5,94E-07	3,48E-08	2,37E-06	-7,02E-08
ADPM	kg Sb -eq	1,77E-05	4,11E-07	3,85E-08	0	4,66E-08	9,01E-10	6,65E-08	-2,03E-08
ADPE	MJ	7,20E+01	3,92E-01	2,77E-02	0	4,16E-02	8,47E-04	1,95E-01	-3,87E-03
GWPIOBC	kg CO ₂ -eq	2,50E+00	2,64E-02	0,00E+00	0	2,73E-03	0,00E+00	0,00E+00	-2,45E-04

GWP Global warming potential; ODP Depletion potential of the stratospheric ozone layer; POCP Formation potential of tropospheric photochemical oxidants; AP Acidification potential of land and water; EP Eutrophication potential; ADPM Abiotic depletion potential for non fossil resources; ADPE Abiotic depletion potential for fossil resources; GWP-IOBC/GHG Global warming potential calculated according to the principle of instantaneous oxidation (except emissions and uptake of biogenic carbon)

Bibliography

ISO 14025:2010 Environmental labels and declarations - Type III environmental declarations - Principles and procedures.
 ISO 14044:2006 Environmental management - Life cycle assessment - Requirements and guidelines.
 EN 15804:2012+A2:2019 Environmental product declaration - Core rules for the product category of construction products.
 ISO 21930:2017 Sustainability in buildings and civil engineering works - Core rules for environmental product declarations of construction products.
 ecoinvent v3, Allocation, cut-off by classification, Swiss Centre of Life Cycle Inventories.
 Iversen et al., (2021) eEPD v2021.09 Background information for EPD generator tool system verification, LCA.no Report number: 07.21
 Iversen et al., (2019) EPD generator for Saint-Gobain Weber and Scanspac - Background information and LCA data, LCA.no report number 05.18
 Iversen et al., (2020) EPD generator for Saint-Gobain Weber Nordics and Scanspac Background information for customer application, and LCA data – Supplementary report for modules A5, C and D, LCA.no report number 04.20
 NPCR Part A: Construction products and services. Ver. 2.0, 24.03.2021 EPD Norway.
 NPCR 009 Part B for technical-chemical products. Ver. 2.0 October 2021, EPD-Norge.

 <small>Global Program Operator</small>	Program operator and publisher The Norwegian EPD Foundation Post Box 5250 Majorstuen, 0303 Oslo, Norway	Phone: +47 23 08 80 00 e-mail: post@epd-norge.no web: www.epd-norge.no
	Owner of the declaration: Saint-Gobain Finland Oy P.O. Box 70, Fi-00381 Helsinki	Phone: +358400289933 e-mail: anne.kaiser@saint-gobain.com web: www.saint-gobain.fi
	Author of the Life Cycle Assessment LCA.no AS Dokka 6B, 1671	Phone: +47 916 50 916 e-mail: post@lca.no web: www.lca.no
	Developer of EPD generator LCA.no AS Dokka 6B, 1671 Kråkerøy	Phone: +47 916 50 916 e-mail: post@lca.no web: www.lca.no
	ECO Platform ECO Portal	Web: www.eco-platform.org Web: ECO Portal

EPD for the best environmental decision

The Norwegian EPD Foundation
www.epd-norge.no

