

## ENVIRONMENTAL PRODUCT DECLARATION


in accordance with ISO 14025, ISO 21930 and EN 15804

Owner of the declaration:	Elektroskandia Norge AS
Program operator:	The Norwegian EPD Foundation
Publisher:	The Norwegian EPD Foundation
Declaration number:	NEPD-3149-1793-EN
Registration number:	NEPD-3149-1793-EN
ECO Platform reference number:	-
Issue date:	28.09.2021
Valid to:	28.09.2026

### TSLI Pure 24kV AL 1x400/35mm<sup>2</sup> AFR

Elektroskandia Norge AS

[www.epd-norge.no](http://www.epd-norge.no)



# Draka

A Brand of Prysmian Group

## General information

**Product:**TSLI Pure 24kV AL 1x400/35mm<sup>2</sup> AFR**Program operator:**

The Norwegian EPD Foundation  
Pb. 5250 Majorstuen, 0303 Oslo  
Phone: +47 23 08 80 00  
e-mail: [post@epd-norge.no](mailto:post@epd-norge.no)

**Declaration number:**

NEPD-3149-1793-EN

**ECO Platform reference number:****This declaration is based on Product Category Rules:**

CEN Standard EN 15804:2012+A1:2013 serves as core PCR  
NPCR 027 Part B for Electrical cables and wires

**Statement of liability:**

The owner of the declaration shall be liable for the underlying information and evidence. EPD Norway shall not be liable with respect to manufacturer information, life cycle assessment data and evidences.

**Declared unit:**1 m TSLI Pure 24kV AL 1x400/35mm<sup>2</sup> AFR**Declared unit with option:**

A1,A2,A3,A4,A5,C1,C2,C3,C4,D

**Functional unit:**

1 m of TSLI Pure 24 kV AL distribution power cable installed in a trench,  
from cradle-to-grave.

**General information on verification of EPD from EPD tools:**

Independent verification of data, other environmental information and the declaration according to ISO 14025:2010, § 8.1.3 and § 8.1.4. Individual third party verification of each EPD is not required when the EPD tool is i) integrated into the company's environmental management system, ii) the procedures for use of the EPD tool are approved by EPDNorway, and iii) the process is reviewed annually. See Appendix G of EPD-Norway's General Programme Instructions for further information on EPD tools.

**Verification of EPD tool:**

Independent third party verification of the EPD tool, background data and test-EPD in accordance with EPDNorway's procedures and guidelines for verification and approval of EPD tools.

Fredrik Moltu Johnsen, Norsus AS

(no signature required)

**Owner of the declaration:**

Elektroskandia Norge AS  
Contact person: Pål Kristiansen  
Phone: +47 97 66 22 12  
e-mail: [pkrist@elektroskandia.no](mailto:pkrist@elektroskandia.no)

**Manufacturer:**

Prismian Group Norge AS  
Kjerraten 16 3013 Drammen  
Norway

**Place of production:**

Prismian Group Sverige AB  
Vallgatan 5 571 41 Nässjö  
Sweden

**Management system:**

ISO 14001, ISO 9001

**Organisation no:**

977 454 700

**Issue date:** 28.09.2021**Valid to:** 28.09.2026**Year of study:**

2020

**Comparability:**

EPD of construction products may not be comparable if they do not comply with EN 15804 and seen in a building context.

**Development and verification of EPD:**

The declaration has been developed and verified using EPD tool lca.tools ver EPD2020.11, developed by LCA.no AS. The EPD tool is integrated into the company's environmental management system, and has been approved by EPD-Norway

Developer of EPD:

Ivan Ekerhovd, Prismian Group Norge AS

Reviewer of company-specific input data and EPD:

Anders Nymark, Prismian Group Norge AS

**Approved:**

Sign



Håkon Hauan, CEO EPD-Norge

## Product

### Product description:

Halogen free and flame retardant. Smoke generation in the case of fire is small, low smoke density (makes evacuation easier) and is not harmful to electrical equipment. Distribution cable for indoor use in 3-phase installation. Can be placed in pipes and in the ground. The cable is axially and radially waterproof.

Cenelec: N20XC7A5Z1-AR  
 Building Installations, Power distribution

### Product specification

Conductor material: Aluminium  
 Conductor surface: Bare  
 Longitudinal water blocking conductors: Yes  
 Inner semi-conducting layer: Yes  
 Core insulation material: XLPE  
 Outer semi-conducting layer: Yes  
 Drain wire: Yes  
 Longitudinal water blocking cable: Yes  
 Radial water blocking cable: Yes  
 Screen construction: Aluminium tape and copper wire  
 Screen: Yes  
 Screen material: Copper, Bare  
 Concentric conductor: Copper  
 Material inner sheath: Other  
 Material outer sheath: Halogenfree polymer  
 Laminated sheath: Yes  
 Longitudinal water blocking screen: Yes  
 Cable shape: Round

### Technical data:

TSLI Pure 24kV AL 1x400/35mm<sup>2</sup> AFR  
 Art.Nr: 20217597  
 Elnummer: 1060211

Density: 2,3759 kg/m

Produced according to  
 HD 620 Part 10, Section K and M, HD604 (halogenfree sheath) Design standard  
 IEC 60332-3-24 (Cat. C) Flame retardant  
 EN 60754-1 and EN 60754-2 Halogen free properties: EN 60754-1 (pH = 4,3, Conductivity = 10µS), EN 60754-2 ( < 0,5% Halogen)  
 Low smoke IEC 61034

### Market:

Scandinavia

### Reference service life, product

The reference service life of the product is highly dependent on the conditions of use.

### Reference service life, construction

Expected lifetime 50 years, provided proper installation, load and ambient temperature.

Materials	kg	%
Aluminium	1,29	49,12
Copper	0,19	7,23
Other	0,65	24,96
Low Smoke Zero Halogen (LSZH)	0,49	18,70
Total:	2,62	

Packaging	kg	
Packaging - Plastic strips	0,00	
Total including packaging	2,62	

## LCA: Calculation rules

### Declared unit:

1 m TSLI Pure 24kV AL 1x400/35mm<sup>2</sup> AFR

### Cut-off criteria:

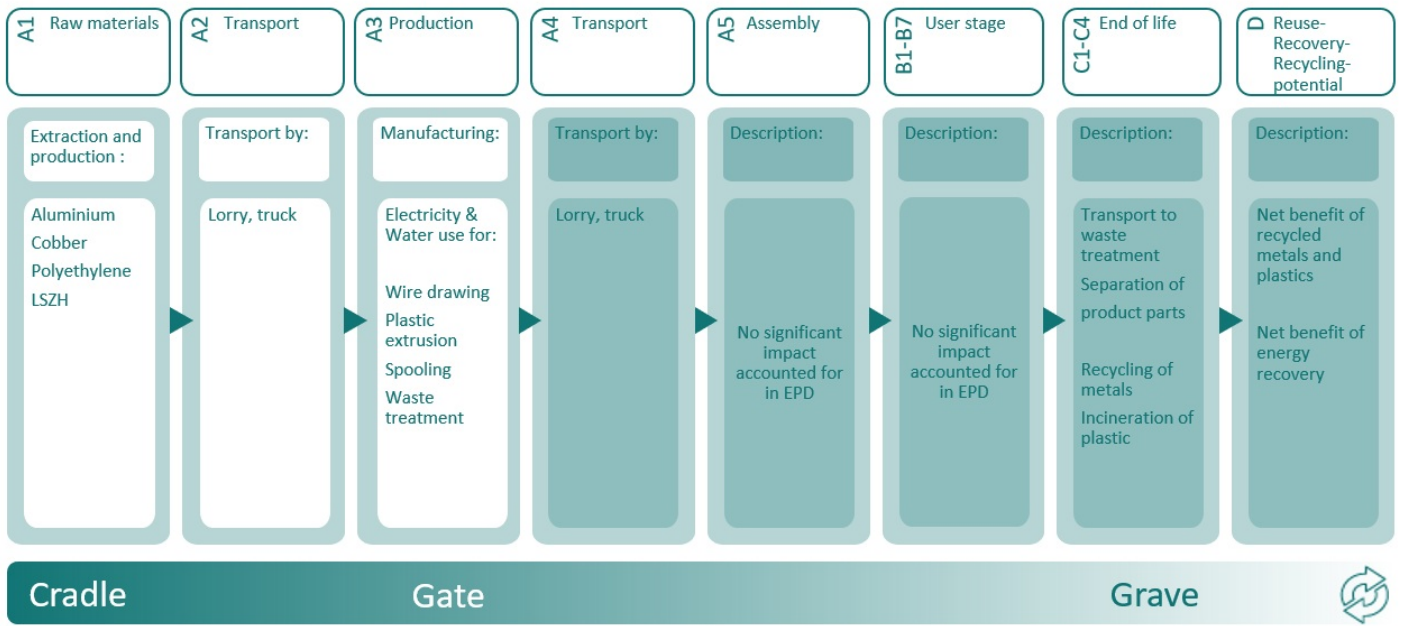
All major raw materials and all the essential energy is included. The production processes for raw materials and energy flows with very small amounts (less than 1%) are not included. These cut-off criteria do not apply for hazardous materials and substances.

### Data quality:

Specific data for the product composition are provided by the manufacturer. They represent the production of the declared product and were collected for EPD development in the year of study. Background data is based on registered EPDs according to EN 15804, Ostfold Research databases, ecoinvent and other LCA databases. The data quality of the raw materials in A1 is presented in the table below.

Materials	Source	Data quality	Year
Aluminium	Supplier	EPD	2017
Aluminium	ecoinvent 3.6	Database	2019
Copper	ecoinvent 3.6	Database	2019
Low Smoke Zero Halogen (LSZH)	ecoinvent 3.6	Database	2019
Other	ecoinvent 3.6	Database	2019
Packaging - Plastic strips	ecoinvent 3.6	Database	2019
Aluminium	NEPD-2261-1034-EN	EPD	2020

**System boundary:**



**Additional technical information:**

## LCA: Scenarios and additional technical information

The following information describe the scenarios in the different modules of the EPD.

In A4, a transport distance of 387 km from the Prysmian Group production site in Sweden to Elektroskandia's warehouse in Langhus was included. A distance of 300 km was also added as additional transport to market. Installation in trenches (A5) and removal (C1) is assumed to be done with other products such as piping systems and should be assessed at a construction works level. For B1-B7 the default environmental impact and resource indicators in the EPD are assumed to be zero. Some other potential environmental impacts from the use phase might not be covered by the scope of an EPD. In C3 metals such as copper and aluminium are sent to recycling and other materials such as plastic insulation is sent to municipal incineration. Net benefit of material recycling and energy recovery is given in module D. Both aluminium and copper will replace a market average process for the metals in Europe.

### Transport from production place to user (A4)

Type	Capacity utilisation (incl. return) %	Type of vehicle	Distance km	Fuel/Energy consumption	Unit	Value (l/t)
Truck	55,0 %	Truck, lorry over 32 tonnes, EURO 5	687	0,022823	l/tkm	15,68
Railway					l/tkm	
Boat					l/tkm	
Other Transportation					l/tkm	

### Assembly (A5)

.	Unit	Value
Auxiliary	kg	
Water consumption	m <sup>3</sup>	
Electricity consumption	kWh	
Other energy carriers	MJ	
Material loss	kg	
Output materials from waste treatment	kg	0,0007
Dust in the air	kg	
VOC emissions	kg	

### End of Life (C1, C3, C4)

.	Unit	Value
Hazardous waste disposed	kg	
Collected as mixed construction waste	kg	
Reuse	kg	
Recycling	kg	1,3272
Energy recovery	kg	1,1425
To landfill	kg	0,2461

..

### Benefits and loads beyond the system boundaries (D)

.	Unit	Value
Substitution of primary Copper with net secondary copper (kg)	kg	0,13
Substitution of primary Aluminium with net secondary aluminium (kg)	kg	1,12
Substitution of electricity, in Norway (MJ)	MJ	3,22
Substitution of thermal energy, district heating, in Norway (MJ)	MJ	22,15

## LCA: Results

LCA results according to the indicators of EN 15804:2013+A1:2013 are presented in the following tables, for the declared unit defined on page 2 of the EPD document. All potential environmental impacts might not be covered by the EN 15804 indicators. This concerns indicators such as noise, electromagnetic radiation, electromagnetic fields and treatment brominated flame retardants.

### System boundaries (X=included, MND=module not declared, MNR=module not relevant)

Product stage			Construction installation stage		User stage							End of life stage				Beyond the system boundaries
Raw materials	Transport	Manufacturing	Transport	Assembly	Use	Maintenance	Repair	Replacement	Refurbishment	Operational energy use	Operational water use	De-construction demolition	Transport	Waste processing	Disposal	Reuse-Recovery-Recycling-potential
A1	A2	A3	A4	A5	B1	B2	B3	B4	B5	B6	B7	C1	C2	C3	C4	D
X	X	X	X	X								X	X	X	X	X

### Environmental impact

Parameter	Unit	A1-A3	A4	A5	C1	C2	C3	C4	D
GWP	kg CO <sub>2</sub> -eq	2,00E+01	1,42E-01	2,22E-03	0	0	3,03E+00	1,59E-02	-1,03E+01
ODP	kg CFC11 -eq	1,23E-06	2,77E-08	4,00E-12	0	0	2,24E-08	1,12E-09	-8,76E-07
POCP	kg C <sub>2</sub> H <sub>4</sub> -eq	9,66E-03	2,30E-05	4,91E-09	0	0	2,57E-05	1,78E-06	-7,49E-03
AP	kg SO <sub>2</sub> -eq	2,02E-01	4,63E-04	2,42E-07	0	0	5,13E-04	3,76E-05	-1,18E-01
EP	kg PO <sub>4</sub> <sup>3-</sup> -eq	1,76E-02	7,77E-05	7,57E-08	0	0	1,13E-04	6,26E-06	-7,24E-03
ADPM	kg Sb -eq	1,14E-05	3,22E-07	5,70E-11	0	0	2,59E-07	1,39E-10	-3,93E-06
ADPE	MJ	2,51E+02	2,23E+00	3,94E-04	0	0	9,20E-01	1,08E-01	-1,11E+02

GWP Global warming potential; ODP Depletion potential of the stratospheric ozone layer; POCP Formation potential of tropospheric photochemical oxidants; AP Acidification potential of land and water; EP Eutrophication potential; ADPM Abiotic depletion potential for non fossil resources; ADPE Abiotic depletion potential for fossil resources

"Reading example: 9,0 E-03 = 9,0\*10<sup>-3</sup> = 0,009"

\*INA Indicator Not Assessed

### Resource use

Parameter	Unit	A1-A3	A4	A5	C1	C2	C3	C4	D
RPEE	MJ	1,19E+02	4,04E-02	6,89E-06	0	0	1,16E-01	8,12E-03	-5,74E+01
RPEM	MJ	0,00E+00	0,00E+00	0,00E+00	0	0	0,00E+00	0,00E+00	0,00E+00
TPE	MJ	1,19E+02	4,04E-02	6,89E-06	0	0	1,16E-01	8,12E-03	-5,74E+01
NRPE	MJ	2,52E+02	2,30E+00	3,15E-02	0	0	1,04E+00	1,19E-01	-1,39E+02
NRPM	MJ	5,02E+01	0,00E+00	0,00E+00	0	0	0,00E+00	0,00E+00	0,00E+00
TRPE	MJ	3,03E+02	2,30E+00	3,15E-02	0	0	1,04E+00	1,19E-01	-1,39E+02
SM	kg	7,43E-02	0,00E+00	0,00E+00	0	0	0,00E+00	0,00E+00	0,00E+00
RSF	MJ	9,33E-03	0,00E+00	0,00E+00	0	0	0,00E+00	0,00E+00	-6,35E-04
NRSF	MJ	0,00E+00	0,00E+00	0,00E+00	0	0	0,00E+00	0,00E+00	0,00E+00
W	m <sup>3</sup>	2,47E+01	5,43E-04	5,44E-07	0	0	3,14E-02	1,22E-04	-6,12E-02

RPEE Renewable primary energy resources used as energy carrier; RPEM Renewable primary energy resources used as raw materials; TPE Total use of renewable primary energy resources; NRPE Non renewable primary energy resources used as energy carrier; NRPM Non renewable primary energy resources used as materials; TRPE Total use of non renewable primary energy resources; SM Use of secondary materials; RSF Use of renewable secondary fuels; NRSF Use of non renewable secondary fuels; W Use of net fresh water

"Reading example: 9,0 E-03 = 9,0\*10<sup>-3</sup> = 0,009"

\*INA Indicator Not Assessed

### End of life - Waste

Parameter	Unit	A1-A3	A4	A5	C1	C2	C3	C4	D
HW	kg	4,95E-02	1,22E-06	2,36E-09	0	0	4,40E-06	1,29E-07	1,03E-02
NHW	kg	2,33E+01	2,09E-01	4,71E-05	0	0	5,73E-02	3,39E-01	-8,46E+00
RW	kg	1,24E-03	1,61E-05	1,58E-09	0	0	4,95E-06	7,17E-07	-5,87E-04

HW Hazardous waste disposed; NHW Non hazardous waste disposed; RW Radioactive waste disposed

"Reading example: 9,0 E-03 = 9,0\*10<sup>-3</sup> = 0,009"

\*INA Indicator Not Assessed

### End of life - Output flow

Parameter	Unit	A1-A3	A4	A5	C1	C2	C3	C4	D
CR	kg	0,00E+00	0,00E+00	0,00E+00	0	0	0,00E+00	0,00E+00	0,00E+00
MR	kg	2,09E-02	0,00E+00	0,00E+00	0	0	1,33E+00	0,00E+00	0,00E+00
MER	kg	2,04E-03	0,00E+00	7,31E-04	0	0	1,14E+00	0,00E+00	0,00E+00
EEE	MJ	1,33E-03	0,00E+00	1,56E-03	0	0	3,22E+00	0,00E+00	0,00E+00
ETE	MJ	1,46E-02	0,00E+00	1,72E-02	0	0	2,21E+01	0,00E+00	0,00E+00

CR Components for reuse; MR Materials for recycling; MER Materials for energy recovery; EEE Exported electric energy; ETE Exported thermal energy

"Reading example: 9,0 E-03 = 9,0\*10<sup>-3</sup> = 0,009"

\*INA Indicator Not Assessed

## Additional Norwegian requirements

### Greenhouse gas emissions from the use of electricity in the manufacturing phase

National production mix from import, low voltage (production of transmission lines, in addition to direct emissions and losses in grid) of applied electricity for the manufacturing process (A3).

Electricity mix	Data source	Amount	Unit
El-mix, Sweden (kWh)	ecoinvent 3.4 Alloc Rec	42,67	g CO <sub>2</sub> -ekv/kWh

### Dangerous substances

The product contains no substances given by the REACH Candidate list or the Norwegian priority list.

### Indoor environment

Not relevant, the cable is intended for outdoor use.

## Bibliography

ISO 14025:2010 Environmental labels and declarations - Type III environmental declarations - Principles and procedures.

ISO 14044:2006 Environmental management - Life cycle assessment - Requirements and guidelines.





EN 15804:2012+A1:2013 Environmental product declaration - Core rules for the product category of construction products.

ISO 21930:2017 Sustainability in buildings and civil engineering works - Core rules for environmental product declarations of construction products.

ecoinvent v3, Allocation, cut-off by classification, Swiss Centre of Life Cycle Inventories.

Iversen et al., (2018) eEPD v3- Background information for EPD generator system. LCA.no report 04.18. Iversen et al., (2020) EPD generator for Elektroskandia and Prysmian Group - Background information and LCA data, LCA.no report 01.20

NPCR Part A: Construction products and services. Ver. 1.04.2017 EPD-Norge. NPCR 27 Part B for electrical cables and wires or NPCR 28 Part B for cable pipes Ver. 1.02.2020 EPD-Norge.

 <b>epd-norge.no</b> The Norwegian EPD Foundation	<b>Program operator and publisher</b> The Norwegian EPD Foundation Post Box 5250 Majorstuen, 0303 Oslo, Norway	Phone: +47 23 08 80 00 e-mail: post@epd-norge.no web: www.epd-norge.no
 <b>Elektroskandia</b> Norge <span style="float: right;">REXEL GROUP</span>	<b>Owner of the declaration</b> Elektroskandia Norge AS Postboks 143 1403 Langhus	Phone: +47 97 66 22 12 e-mail: pkr@elektroskandia.no web: elektroskandia.no
	<b>Author of the Life Cycle Assessment</b> LCA.no AS Dokka 1C 1671 Kråkerøy	Phone: +47 916 50 916 e-mail: post@lca.no web: www.lca.no
	<b>Developer of EPD generator</b> LCA.no AS Dokka 1C,1671 Kråkerøy	Phone: +47 916 50 916 e-mail: post@lca.no web: www.lca.no