

ENVIRONMENTAL PRODUCT DECLARATION

in accordance with ISO 14025, ISO 21930 and EN 15804

Owner of the declaration:	Vestre AS
Program operator:	The Norwegian EPD Foundation
Publisher:	The Norwegian EPD Foundation
Declaration number:	NEPD-3030-1702-EN
Registration number:	NEPD-3030-1702-EN
ECO Platform reference number:	-
Issue date:	26.08.2021
Valid to:	26.08.2026

Munch bench 3-seat

Vestre AS

www.epd-norge.no

vestre



General information

Product:

Munch bench 3-seat

Owner of the declaration:

Vestre AS
 Contact person: Øyvind Bjørnstad
 Phone:
 e-mail: ob@vestre.com

Program operator:

The Norwegian EPD Foundation
 Pb. 5250 Majorstuen, 0303 Oslo
 Phone: +47 23 08 80 00
 e-mail: post@epd-norge.no

Manufacturer:

Vestre AS

Declaration number:

NEPD-3030-1702-EN

Place of production:

Vestre AS
 Drammensveien 44A 0271 Oslo
 Norway

ECO Platform reference number:
Management system:

ISO 14001:2015, Cert nr. 1422367 and ISO 9001: 2015, Cert nr. 32147

This declaration is based on Product Category Rules:

CEN Standard EN 15804:2012+A1:2013 serves as core PCR
 NPCR 026:2018 Part B for furniture

Organisation no:

948 140 349

Statement of liability:

The owner of the declaration shall be liable for the underlying information and evidence. EPD Norway shall not be liable with respect to manufacturer information, life cycle assessment data and evidences.

Issue date: 26.08.2021

Valid to: 26.08.2026

Declared unit:

1 Pcs Munch bench 3-seat

Year of study:

2020

Declared unit with option:

A1,A2,A3,A4,A5,C1,C2,C3,C4,D

Comparability:

EPDs from programmes other than the Norwegian EPD Foundation may not be comparable

Functional unit:
Development and verification of EPD:

The declaration has been developed and verified using EPD tool lca.tools ver EPD2020.11, developed by LCA.no AS. The EPD tool is integrated into the company's environmental management system, and has been approved by EPD-Norway

General information on verification of EPD from EPD tools:

Independent verification of data, other environmental information and the declaration according to ISO 14025:2010, § 8.1.3 and § 8.1.4. Individual third party verification of each EPD is not required when the EPD tool is i) integrated into the company's environmental management system, ii) the procedures for use of the EPD tool are approved by EPDNorway, and iii) the process is reviewed annually. See Appendix G of EPD-Norway's General Programme Instructions for further information on EPD tools.

Developer of EPD:

Øyvind Bjørnstad

Reviewer of company-specific input data and EPD:

Michaela Båtnäs

Verification of EPD tool:

Independent third party verification of the EPD tool, background data and test-EPD in accordance with EPDNorway's procedures and guidelines for verification and approval of EPD tools.

Approved:

Sign



Håkon Hauan, CEO EPD-Norge

Erik Svanes, Norsus AS

(no signature required)

Key environmental indicators	Unit	Cradle to gate A1 - A3
Global warming	kg CO2 eqv	110,35
Total energy use	MJ	1538,73
Amount of recycled materials	%	2,69

Product

Market:

Global

Product description:

MUNCH seat. The Munch series comprises elegant lounge furniture for relaxation and contemplation. The series has been specially designed for the new Munch Museum in Oslo. The seating has an ergonomic shape that offers a high degree of comfort. Seats include a layer of springy steel mesh draped over a simple steel frame. Matching injection moulded cushion sets are also available. The Munch series is equally at home indoors and outdoors.

Product specification

Technical data:

Reference service life, product

50 years

Reference service life, building

Materials	kg	%	Recycled share in material (kg)	Recycled share in material (%)
Metal - Steel	32,70	94,18	0,85	2,60
Metal - Zinc	1,96	4,35	0,00	0,00
Rubber, synthetic	0,04	0,10	0,00	0,00
Powder coating	0,62	1,38	0,00	0,00

Packaging	kg		Recycled share in material (kg)	Recycled share in material (%)
Packaging - Cardboard	0,32		0,24	76,30
Packaging - Pallet	4,87		0,00	0,00
Packaging - Plastic	0,14		0,00	0,00

LCA: Calculation rules

Declared unit:

1 Pcs Munch bench 3-seat

Cut-off criteria:

All major raw materials and all the essential energy is included. The production processes for raw materials and energy flows with very small amounts (less than 1%) are not included. These cut-off criteria do not apply for hazardous materials and substances.

Allocation:

The allocation is made in accordance with the provisions of EN 15804. Effects of primary production of recycled materials is allocated to the main product in which the material was used. The recycling process and transportation of the material is allocated to this analysis.

Where virgin materials are used, emissions and energy consumption connected with extraction and production are included.

Where recycled materials are used in the product, emissions and energy consumption related to the recycling process are included.

Emissions from incineration are allocated to the product system that uses the recovered energy.

Emissions from incineration of waste are allocated to the product system that uses the recovered energy.

Data quality:

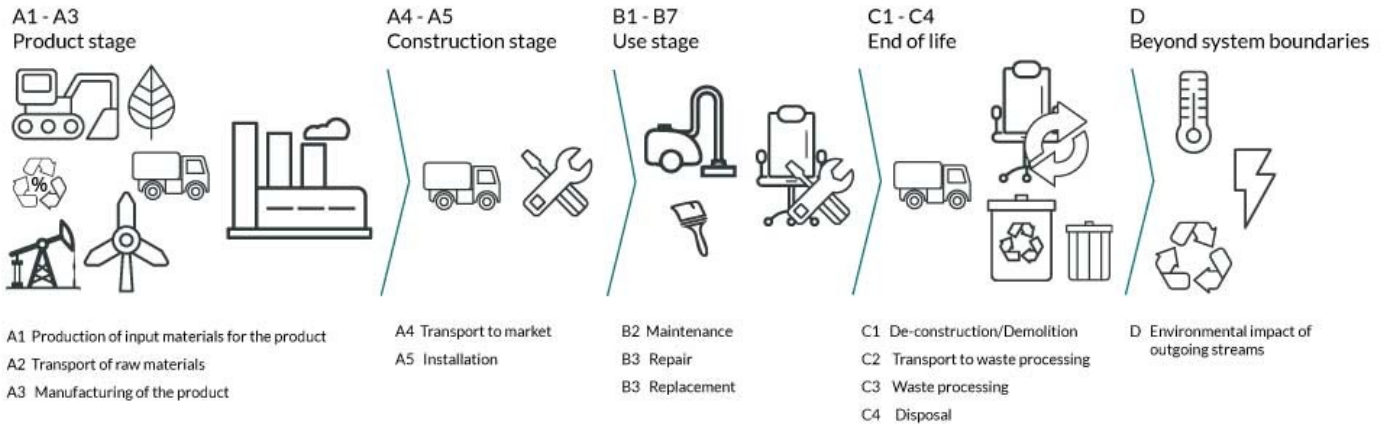
Specific data for the product composition are provided by the manufacturer. They represent the production of the declared product and were collected for EPD development in the year of study. Background data is based on registered EPDs according to EN 15804, Ostfold Research databases, ecoinvent and other LCA databases. The data quality of the raw materials in A1 is presented in the table below.

Specific manufacturing data are used. Raw materials by and large using EPD data, except for minor items like nuts & screws which are based on databases.

Materials	Source	Data quality	Year
Rubber, synthetic	ecoinvent 3.4	Database	2015
Metal - Zinc	ecoinvent 3.4	Database	2017
Packaging - Cardboard	ecoinvent 3.4	Database	2017
Packaging - Plastic	ecoinvent 3.4	Database	2017
Packaging - Pallet	Modified ecoinvent 3.4	Database	2017
Powder coating	ecoinvent 3.5	Database	2018
Metal - Steel	S-P-01919	EPD	2020

System boundary:

Life cycle stages included are described in the figure and through the corresponding letter and number designations in the declaration (see figure below).



Additional technical information:

The following information describe the scenarios in the different modules of the EPD.

The following information describe the scenarios in the different modules of the EPD.

Transportation to an average customer in Paris, France is 1,850 km (A4: average Euro 6 lorry > 32 tonnes). The use stage is not represented currently, as it varies very much, although the furniture as a rule require very little maintenance. End of life is represented by a dismantling and recycling of metals, whilst wood currently is being sent to incineration. We aim to change this as well.

Transport from production place to user (A4)

Type	Capacity utilisation (incl. return) %	Type of vehicle	Distance km	Fuel/Energy consumption	Unit	Value (l/t)
Truck	55,0 %	Truck, over 32 tonnes, EURO 6	1850	0,022606	l/tkm	41,82
Railway					l/tkm	
Boat					l/tkm	
Other Transportation					l/tkm	

Assembly (A5)

.	Unit	Value
Auxiliary	kg	
Water consumption	m ³	
Electricity consumption	kWh	
Other energy carriers	MJ	
Material loss	kg	
Output materials from waste treatment	kg	0,4624
Dust in the air	kg	
VOC emissions	kg	

End of Life (C1, C3, C4)

.	Unit	Value
Hazardous waste disposed	kg	
Collected as mixed construction waste	kg	
Reuse	kg	
Recycling	kg	
Energy recovery	kg	
To landfill	kg	0,3270

Transport to waste processing (C2)

Type	Capacity utilisation (incl. return) %	Type of vehicle	Distance km	Fuel/Energy consumption	Unit	Value (l/t)
Truck	38,8 %	Truck, 16-32 tonnes, EURO 6	500	0,043626	l/tkm	21,81
Railway					l/tkm	
Boat					l/tkm	
Other Transportation					l/tkm	

..

Benefits and loads beyond the system boundaries (D)

.	Unit	Value
Substitution of electricity, in Norway (MJ)	MJ	4,25
Substitution of thermal energy, district heating, in Norway (MJ)	MJ	46,74
Substitution of primary construction steel, with net scrap steel (kg)	kg	31,52

LCA: Results

The LCA results are presented below for the declared unit defined on page 2 of the EPD document.

System boundaries (X=included, MND=module not declared, MNR=module not relevant)

Product stage					Construction installation stage		User stage						End of life stage				Beyond the system boundaries
Raw materials	Transport	Manufacturing	Transport	Assembly	Use	Maintenance	Repair	Replacement	Refurbishment	Operational energy use	Operational water use	De-construction demolition	Transport	Waste processing	Disposal	Reuse-Recovery-Recycling-potential	
A1	A2	A3	A4	A5	B1	B2	B3	B4	B5	B6	B7	C1	C2	C3	C4	D	
X	X	X	X	X	MND	MND	MND	MND	MND	MND	MND	X	X	X	X	X	

Environmental impact

Parameter	Unit	A1	A2	A3	A4	A5
GWP	kg CO ₂ -eq	1,07E+02	1,71E+00	1,22E+00	6,23E+00	6,66E-01
ODP	kg CFC11 -eq	8,94E-07	3,23E-07	8,03E-07	1,28E-06	2,40E-08
POCP	kg C ₂ H ₄ -eq	2,51E-02	2,59E-04	2,79E-04	9,74E-04	4,84E-05
AP	kg SO ₂ -eq	3,06E-01	4,03E-03	7,32E-03	1,61E-02	1,29E-03
EP	kg PO ₄ ³⁻ -eq	3,86E-02	5,29E-04	1,67E-03	2,22E-03	3,40E-04
ADPM	kg Sb -eq	1,41E-02	5,32E-06	8,89E-06	1,48E-05	3,57E-07
ADPE	MJ	1,18E+03	2,59E+01	1,37E+01	1,02E+02	2,62E+00

Parameter	Unit	C1	C2	C3	C4	D
GWP	kg CO ₂ -eq	0	3,24E+00	4,44E-01	1,69E-03	-5,31E+01
ODP	kg CFC11 -eq	0	6,10E-07	8,31E-08	5,63E-10	-2,27E-06
POCP	kg C ₂ H ₄ -eq	0	4,91E-04	7,28E-05	5,17E-07	-3,72E-02
AP	kg SO ₂ -eq	0	7,62E-03	1,73E-03	1,24E-05	-2,37E-01
EP	kg PO ₄ ³⁻ -eq	0	1,00E-03	3,96E-04	2,18E-06	-7,90E-02
ADPM	kg Sb -eq	0	1,01E-05	1,36E-06	3,30E-11	-1,02E-03
ADPE	MJ	0	4,89E+01	6,74E+00	4,76E-02	-5,01E+02

GWP Global warming potential; ODP Depletion potential of the stratospheric ozone layer; POCP Formation potential of tropospheric photochemical oxidants; AP Acidification potential of land and water; EP Eutrophication potential; ADPM Abiotic depletion potential for non fossil resources; ADPE Abiotic depletion potential for fossil resources

Reading example: 9,0 E-03 = 9,0*10⁻³ = 0,009

*INA Indicator Not Assessed

Resource use

Parameter	Unit	A1	A2	A3	A4	A5
RPEE	MJ	1,48E+02	3,82E-01	4,15E+01	1,86E+00	7,34E+01
RPEM	MJ	8,95E+01	0,00E+00	0,00E+00	0,00E+00	0,00E+00
TPE	MJ	2,38E+02	3,82E-01	4,15E+01	1,86E+00	7,34E+01
NRPE	MJ	1,22E+03	2,65E+01	1,01E+02	1,05E+02	9,03E+00
NRPM	MJ	5,29E+00	0,00E+00	0,00E+00	0,00E+00	0,00E+00
TRPE	MJ	1,23E+03	2,65E+01	1,01E+02	1,05E+02	9,03E+00
SM	kg	1,35E+00	0,00E+00	0,00E+00	0,00E+00	0,00E+00
RSF	MJ	0,00E+00	0,00E+00	3,96E-02	0,00E+00	0,00E+00
NRSF	MJ	0,00E+00	0,00E+00	0,00E+00	0,00E+00	0,00E+00
W	m ³	7,04E-01	5,01E-03	2,44E-02	2,49E-02	2,37E-03

Parameter	Unit	C1	C2	C3	C4	D
RPEE	MJ	0	7,22E-01	9,83E-02	3,89E-04	-6,51E+01
RPEM	MJ	0	0,00E+00	0,00E+00	0,00E+00	0,00E+00
TPE	MJ	0	7,22E-01	9,83E-02	3,89E-04	-6,51E+01
NRPE	MJ	0	5,01E+01	6,90E+00	4,83E-02	-4,83E+02
NRPM	MJ	0	0,00E+00	0,00E+00	0,00E+00	0,00E+00
TRPE	MJ	0	5,01E+01	6,90E+00	4,83E-02	-4,83E+02
SM	kg	0	0,00E+00	0,00E+00	0,00E+00	0,00E+00
RSF	MJ	0	0,00E+00	0,00E+00	0,00E+00	-8,37E-04
NRSF	MJ	0	0,00E+00	0,00E+00	0,00E+00	0,00E+00
W	m ³	0	9,47E-03	1,29E-03	5,23E-05	-3,26E-01

RPEE Renewable primary energy resources used as energy carrier; RPEM Renewable primary energy resources used as raw materials; TPE Total use of renewable primary energy resources; NRPE Non renewable primary energy resources used as energy carrier; NRPM Non renewable primary energy resources used as materials; TRPE Total use of non renewable primary energy resources; SM Use of secondary materials; RSF Use of renewable secondary fuels; NRSF Use of non renewable secondary fuels; W Use of net fresh water

Reading example: 9,0 E-03 = 9,0*10⁻³ = 0,009

*INA Indicator Not Assessed

End of life - Waste

Parameter	Unit	A1	A2	A3	A4	A5
HW	kg	1,23E-01	1,56E-05	3,82E-05	5,62E-05	4,17E-06
NHW	kg	1,56E+01	1,42E+00	8,37E-01	9,63E+00	2,25E-01
RW	kg	INA*	INA*	INA*	INA*	INA*

Parameter	Unit	C1	C2	C3	C4	D
HW	kg	0	2,95E-05	4,03E-06	7,19E-08	-4,58E-03
NHW	kg	0	2,68E+00	3,63E-01	3,27E-01	-9,05E+01
RW	kg	0	INA*	INA*	INA*	INA*

HW Hazardous waste disposed; NHW Non hazardous waste disposed; RW Radioactive waste disposed

Reading example: 9,0 E-03 = 9,0*10⁻³ = 0,009

*INA Indicator Not Assessed

End of life - Output flow

Parameter	Unit	A1	A2	A3	A4	A5
CR	kg	0,00E+00	0,00E+00	0,00E+00	0,00E+00	0,00E+00
MR	kg	0,00E+00	0,00E+00	1,12E+01	0,00E+00	0,00E+00
MER	kg	0,00E+00	0,00E+00	7,12E-04	0,00E+00	0,00E+00
EEE	MJ	INA*	INA*	INA*	INA*	INA*
ETE	MJ	INA*	INA*	INA*	INA*	INA*

Parameter	Unit	C1	C2	C3	C4	D
CR	kg	0	0,00E+00	0,00E+00	0,00E+00	0,00E+00
MR	kg	0	0,00E+00	3,24E+01	0,00E+00	0,00E+00
MER	kg	0	0,00E+00	0,00E+00	0,00E+00	0,00E+00
EEE	MJ	0	INA*	INA*	INA*	INA*
ETE	MJ	0	INA*	INA*	INA*	INA*

CR Components for reuse; MR Materials for recycling; MER Materials for energy recovery; EEE Exported electric energy; ETE Exported thermal energy

Reading example: 9,0 E-03 = 9,0*10⁻³ = 0,009

*INA Indicator Not Assessed

Additional Norwegian requirements

Greenhouse gas emissions from the use of electricity in the manufacturing phase

National production mix from import, low voltage (production of transmission lines, in addition to direct emissions and losses in grid) of applied electricity for the manufacturing process (A3).

Electricity mix	Data source	Amount	Unit
El-mix, Sweden (kWh)	ecoinvent 3.4 Alloc Rec	42,67	g CO ₂ -ekv/kWh

Dangerous substances

The product contains no substances given by the REACH Candidate list or the Norwegian priority list.

Indoor environment

Vestre recommends oak or ash if the product contains wood and is intended for indoor use.

Additional environmental information

Bibliography

ISO 14025:2010 Environmental labels and declarations - Type III environmental declarations - Principles and procedures.

ISO 14044:2006 Environmental management - Life cycle assessment - Requirements and guidelines.

EN 15804:2012+A1:2013 Environmental product declaration - Core rules for the product category of construction products.

ISO 21930:2017 Sustainability in buildings and civil engineering works - Core rules for environmental product declarations of construction products.



ecoinvent v3, Allocation, cut-off by classification, Swiss Centre of Life Cycle Inventories.

Iversen et al., (2018) eEPD v3.0 - Background information for EPD generator system. LCA.no report number 04.18

Vold et al., (2019) EPD generator for Norsk Industri, Background information for industry application and LCA data, LCA.no report number 06.19.

NPCR Part A: Construction products and services. Ver. 1.0. April 2017, EPD-Norge.

NPCR 026 Part B for Furniture. Ver. 2.0 October 2018, EPD-Norge.

 epd-norge.no The Norwegian EPD Foundation	Program operator and publisher The Norwegian EPD Foundation Post Box 5250 Majorstuen, 0303 Oslo, Norway	Phone: +47 23 08 80 00 e-mail: post@epd-norge.no web: www.epd-norge.no
	Owner of the declaration Vestre AS Drammensveien 44A 0271 Oslo	Phone: e-mail: ob@vestre.com web: vestre.com
	Author of the Life Cycle Assessment LCA.no AS Dokka 1C 1671 Kråkerøy	Phone: +47 916 50 916 e-mail: post@lca.no web: www.lca.no
	Developer of EPD generator LCA.no AS Dokka 1C 1671 Kråkerøy	Phone: +47 916 50 916 e-mail: post@lca.no web: www.lca.no