

## ENVIRONMENTAL PRODUCT DECLARATION

in accordance with ISO 14025, ISO 21930 and EN 15804

Owner of the declaration:	Saint-Gobain Finland Oy
Program operator:	The Norwegian EPD Foundation
Publisher:	The Norwegian EPD Foundation
Declaration number:	NEPD-2653-1360-EN
Registration number:	NEPD-2653-1360-EN
ECO Platform reference number:	-
Issue date:	08.02.2021
Valid to:	08.02.2026

### webervetonit 110 fine Self Level Plus (webervetonit 110 fine Plaano Plus)

Saint-Gobain Finland Oy



[www.epd-norge.no](http://www.epd-norge.no)



## General information

**Product:**

webervetonit 110 fine Self Level Plus (webervetonit 110 fine Plaano Plus)

**Program operator:**

The Norwegian EPD Foundation  
Pb. 5250 Majorstuen, 0303 Oslo  
Phone: +47 23 08 80 00  
e-mail: [post@epd-norge.no](mailto:post@epd-norge.no)

**Declaration number:**

NEPD-2653-1360-EN

**ECO Platform reference number:****This declaration is based on Product Category Rules:**

CEN Standard EN 15804:2012+A1:2013 serves as core PCR.  
NPCR 009:2018 Part B for Technical - Chemical products in the building and construction industry

**Statement of liability:**

The owner of the declaration shall be liable for the underlying information and evidence. EPD Norway shall not be liable with respect to manufacturer information, life cycle assessment data and evidences.

**Declared unit:**

1 kg webervetonit 110 fine Self Level Plus (webervetonit 110 fine Plaano Plus)

**Declared unit with option:**

A1,A2,A3,A4,A5,C1,C2,C3,C4,D

**Functional unit:**

Functional unit is not used because use stage is not considered.

**General information on verification of EPD from EPD tools:**

Independent verification of data, other environmental information and the declaration according to ISO 14025:2010, § 8.1.3 and § 8.1.4. Individual third party verification of each EPD is not required when the EPD tool is i) integrated into the company's environmental management system, ii) the procedures for use of the EPD tool are approved by EPDNorway, and iii) the process is reviewed annually. See Appendix G of EPD-Norway's General Programme Instructions for further information on EPD tools.

**Verification of EPD tool:**

Independent third party verification of the EPD tool, background data and test-EPD in accordance with EPDNorway's procedures and guidelines for verification and approval of EPD tools.

Anne Rønning, Norsus AS  
(no signature required)

**Owner of the declaration:**

Saint-Gobain Finland Oy  
Contact person: Anne Kaiser  
Phone: +358400289933  
e-mail: [anne.kaiser@saint-gobain.com](mailto:anne.kaiser@saint-gobain.com)

**Manufacturer:**

Saint-Gobain Finland Oy  
P.O. Box 70, Fi-00381 Helsinki  
Finland

**Place of production:**

Saint-Gobain Finland Oy  
P.O. Box 70, Fi-00381 Helsinki  
Finland

**Management system:**

ISO 9001:2015, ISO 14001:2015 and OHSAS 18001:2007

**Organisation no:**

FI09515553

**Issue date:** 08.02.2021**Valid to:** 08.02.2026**Year of study:**

2019

**Comparability:**

EPD of construction products may not be comparable if they not comply with EN 15804 and seen in a building context.

**Development and verification of EPD:**

The declaration has been developed and verified using EPD tool lca.tools ver EPD2020.11, developed by LCA.no AS. The EPD tool is integrated into the company's environmental management system, and has been approved by EPD-Norway

Developer of EPD:

Riitta Helio

Reviewer of company-specific input data and EPD:

Anne Kaiser

**Approved:**

Sign



Håkon Hauan, CEO EPD-Norge

## Product

### Product description:

webervetonit 110 fine Self Level Plus is pumpable, low-alkaline, casein-free cementitious concrete floor screed new construction and renovation. The product is suitable for levelling of extensive, uneven concrete / levelling substrates indoors before installing the covering in residential spaces, business premises, hospitals, offices and schools. An excellent substrate for e.g. PVC, linoleum and resin floors. Beyond bulk delivery available also in 20 kg bags and 1000 kg big bags.

### Product specification

The composition of the product is described in the following table:

Materials	%
Binder	10-30%
Aggregate	40-65%
Filler	20-35%
Additives	0.5-1%

### Technical data:

webervetonit 110 fine Self Level Plus is produced according to the requirements of EN 13813 (Screed material and floor screeds - Screed materials).

Density: 1.6-1.8 kg/dm<sup>3</sup>.  
 Layer thickness: 4-30 mm.  
 Consumption: 1,7 kg/m<sup>2</sup>/ 1 mm

More information: <https://www.fi.weber/lattiatkaisut-ja-tuotteet/lattiatasoitteet/webervetonit-110-fine-plaano-plus>.

### Market:

Nordic and Baltic countries.

### Reference service life, product

The reference service life of the product is similar to the service life of the building.

### Reference service life, building

60 years.

## LCA: Calculation rules

### Declared unit:

1 kg webervetonit 110 fine Self Level Plus (webervetonit 110 fine Plaano Plus)

### Cut-off criteria:

All major raw materials and all the essential energy is included. The production processes for raw materials and energy flows with very small amounts (less than 1%) are not included. These cut-off criteria do not apply for hazardous materials and substances.

Machines and facilities (capital goods) required for and during the production are excluded, as is transportation of employees.

### Data quality:

Specific data for the product composition are provided by the manufacturer. They represent the production of the declared product and were collected for EPD development in the year of study. Background data is based on registered EPDs according to EN 15804, Ostfold Research databases,ecoinvent and other LCA databases. The data quality of the raw materials in A1 is presented in the table below.

Plant manufacturing data is collected for 2019. Raw materials, transport and production volumes are also for 2019.

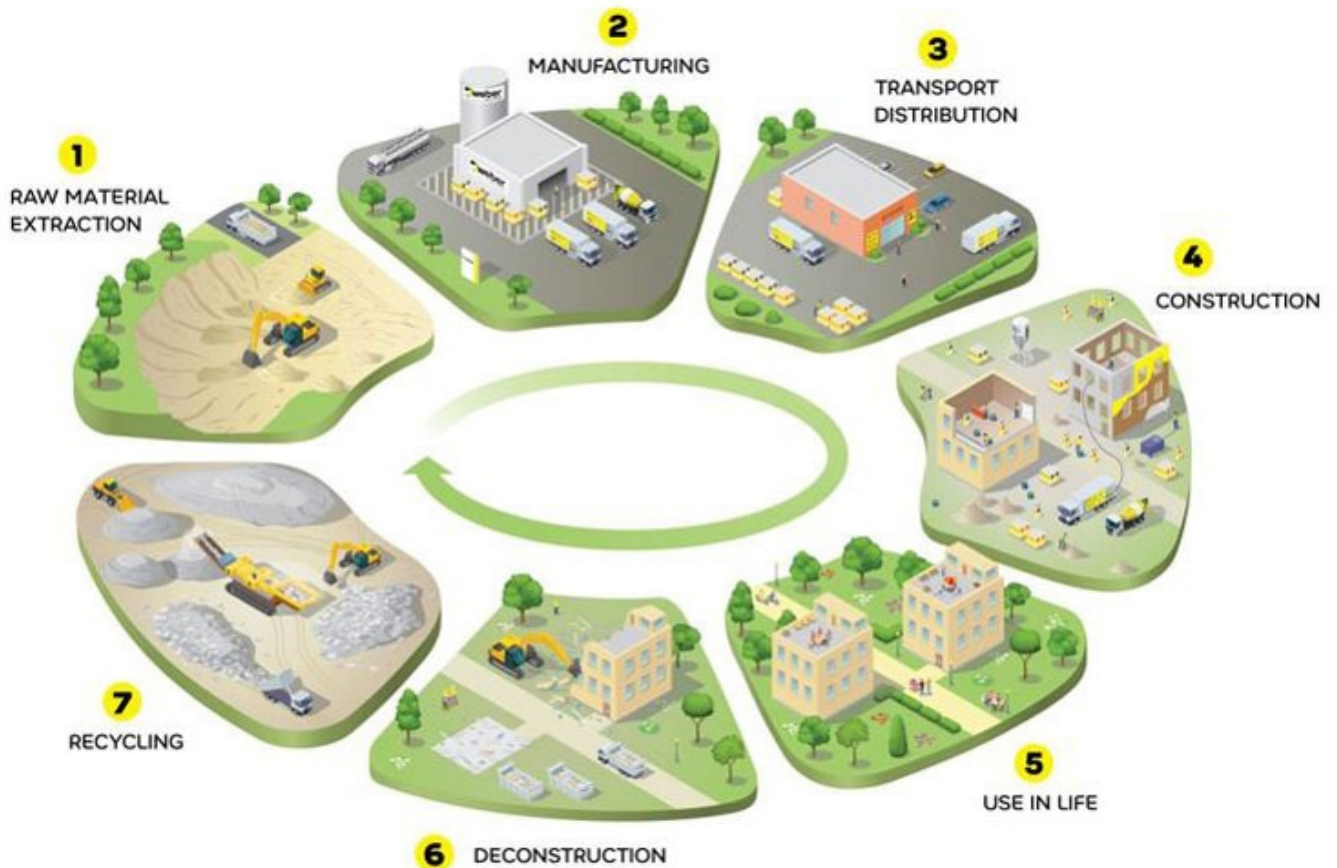
Materials	Source	Data quality	Year
Chemicals	Chemicals below cut-off	No data	0
Binder	EPD-BVG-20140073-IAG1-EN	EPD	2014
Additives	ecoinvent 3.4	Database	2017
Aggregate	ecoinvent 3.4	Database	2017
Filler	ecoinvent 3.4	Database	2017
Packaging	ecoinvent 3.4	Database	2017
Packaging	Modified ecoinvent 3.4	Database	2017
Cement	Supplier	EPD	2019

**System boundary:**

All processes from raw material extraction to product transport to the construction site and assembly are included in the analysis as well as end of life stage and phases beyond the system boundary (A1 - A5, C1-C4, D). The basic production process comprises mixing of raw materials together. Raw materials are cement, aggregate, filler and additives delivered as bulk, big bags or smaller bags from EU. Ready mixed product then packed to small bags, big bags or in silos for bulk deliveries. Majority of floor screed is delivered as bulk, where only water is added to pump truck silo being ready for the installation.

Floor screed doesn't require any maintenance during the use stage, so stage B is not considered. When building is demolished at the end-of-life floor structure with floor screed integrated into concrete slab are crushed. 90 % of crushed concrete is recycled and used to replace natural gravel in soil construction, remaining 10% being disposed into landfill.

System boundaries (cradle-to-gate with options) are illustrated in the picture below.



**Additional technical information:**

The LCA calculation has been made taking into account the fact that during the manufacturing process it is used 100% renewable electricity. This 100% renewable electricity bought is evidenced by Guarantee of Origin certificates(GOs) from LOS, valid for the period chosen in the calculation (2019).

## LCA: Scenarios and additional technical information

The following information describe the scenarios in the different modules of the EPD.

Transport distance to the construction site (A4) is estimated to be 90 km from the manufacturing site (Kiikala – Helsinki). It is assumed that all the demolition waste is collected and 90% of crushed concrete is recycled and 10% is disposed into landfill. Transport distance to processing is estimated to be < 30 km.

### Transport from production place to user (A4)

Type	Capacity utilisation (incl. return) %	Type of vehicle	Distance km	Fuel/Energy consumption	Unit	Value (l/t)
Truck	55,0 %	Truck, lorry over 32 tonnes, EURO 5	90	0,022823	l/tkm	2,05
Railway					l/tkm	
Boat					l/tkm	
Other Transportation					l/tkm	

### Assembly (A5)

	Unit	Value
Auxiliary	kg	
Water consumption	m <sup>3</sup>	
Electricity consumption	kWh	0,0021
Other energy carriers	MJ	
Material loss	kg	
Output materials from waste treatment	kg	0,0158
Dust in the air	kg	
VOC emissions	kg	

### End of Life (C1, C3, C4)

	Unit	Value
Hazardous waste disposed	kg	
Collected as mixed construction waste	kg	
Reuse	kg	
Recycling	kg	0,8937
Energy recovery	kg	
To landfill	kg	0,0993

### Transport to waste processing (C2)

Type	Capacity utilisation (incl. return) %	Type of vehicle	Distance km	Fuel/Energy consumption	Unit	Value (l/t)
Truck	38,8 %	Truck, lorry 16-32 tonnes, EURO 5	30	0,044606	l/tkm	1,34
Railway					l/tkm	
Boat					l/tkm	
Other Transportation					l/tkm	

..

### Benefits and loads beyond the system boundaries (D)

	Unit	Value
Substitution of primary aggregates with crushed recycled cement-based products (kg)	kg	0,89

## LCA: Results

The LCA results are presented below for the declared unit defined on page 2 of the EPD document.

### System boundaries (X=included, MND=module not declared, MNR=module not relevant)

Product stage			Construction installation stage		User stage							End of life stage				Beyond the system boundaries
Raw materials	Transport	Manufacturing	Transport	Assembly	Use	Maintenance	Repair	Replacement	Refurbishment	Operational energy use	Operational water use	De-construction demolition	Transport	Waste processing	Disposal	Reuse-Recovery-Recycling-potential
A1	A2	A3	A4	A5	B1	B2	B3	B4	B5	B6	B7	C1	C2	C3	C4	D
X	X	X	X	X	MND	MND	MND	MND	MND	MND	MND	X	X	X	X	X

### Environmental impact

Parameter	Unit	A1-A3	A4	A5	C1	C2	C3	C4	D
GWP	kg CO <sub>2</sub> -eq	1,58E-01	7,85E-03	1,33E-03	3,96E-03	4,88E-03	7,78E-04	5,14E-04	-3,55E-03
ODP	kg CFC11 -eq	7,17E-09	1,53E-09	1,85E-10	6,86E-10	9,00E-10	1,55E-10	1,70E-10	-4,60E-10
POCP	kg C <sub>2</sub> H <sub>4</sub> -eq	3,85E-05	1,27E-06	2,32E-07	6,63E-07	7,95E-07	1,43E-07	1,57E-07	-9,24E-07
AP	kg SO <sub>2</sub> -eq	4,14E-04	2,55E-05	5,40E-06	2,99E-05	1,56E-05	3,93E-06	3,75E-06	-2,05E-05
EP	kg PO <sub>4</sub> <sup>3-</sup> -eq	1,21E-04	4,28E-06	1,13E-06	6,53E-06	2,58E-06	6,97E-07	6,63E-07	-3,65E-06
ADPM	kg Sb -eq	1,04E-06	1,77E-08	2,54E-09	1,70E-11	1,49E-08	4,90E-11	9,00E-12	-1,89E-10
ADPE	MJ	1,72E+00	1,23E-01	1,26E-02	5,47E-02	7,35E-02	7,56E-03	1,45E-02	-3,78E-02

GWP Global warming potential; ODP Depletion potential of the stratospheric ozone layer; POCP Formation potential of tropospheric photochemical oxidants; AP Acidification potential of land and water; EP Eutrophication potential; ADPM Abiotic depletion potential for non fossil resources; ADPE Abiotic depletion potential for fossil resources

"Reading example: 9,0 E-03 = 9,0\*10<sup>-3</sup> = 0,009"

\*INA Indicator Not Assessed

## Resource use

Parameter	Unit	A1-A3	A4	A5	C1	C2	C3	C4	D
RPEE	MJ	9,73E-01	2,23E-03	1,73E-01	3,00E-04	1,07E-03	1,01E-02	1,18E-04	-1,28E-02
RPEM	MJ	2,79E-01	0,00E+00	0,00E+00	0,00E+00	0,00E+00	0,00E+00	0,00E+00	0,00E+00
TPE	MJ	1,25E+00	2,23E-03	1,73E-01	3,00E-04	1,07E-03	1,01E-02	1,18E-04	-1,28E-02
NRPE	MJ	1,81E+00	1,27E-01	2,82E-02	5,52E-02	7,53E-02	1,98E-02	1,47E-02	-5,22E-02
NRPM	MJ	1,06E-02	0,00E+00	0,00E+00	0,00E+00	0,00E+00	0,00E+00	0,00E+00	0,00E+00
TRPE	MJ	1,82E+00	1,27E-01	2,82E-02	5,52E-02	7,53E-02	1,98E-02	1,47E-02	-5,22E-02
SM	kg	3,05E-02	0,00E+00	0,00E+00	0,00E+00	0,00E+00	0,00E+00	0,00E+00	0,00E+00
RSF	MJ	1,25E-02	0,00E+00	4,04E-06	0,00E+00	0,00E+00	0,00E+00	0,00E+00	0,00E+00
NRSF	MJ	2,28E-01	0,00E+00	0,00E+00	0,00E+00	0,00E+00	0,00E+00	0,00E+00	0,00E+00
W	m <sup>3</sup>	1,45E-03	2,99E-05	2,56E-04	4,75E-06	1,41E-05	4,97E-06	1,59E-05	-1,03E-03

RPEE Renewable primary energy resources used as energy carrier; RPEM Renewable primary energy resources used as raw materials; TPE Total use of renewable primary energy resources; NRPE Non renewable primary energy resources used as energy carrier; NRPM Non renewable primary energy resources used as materials; TRPE Total use of non renewable primary energy resources; SM Use of secondary materials; RSF Use of renewable secondary fuels; NRSF Use of non renewable secondary fuels; W Use of net fresh water

"Reading example: 9,0 E-03 = 9,0\*10<sup>-3</sup> = 0,009"

\*INA Indicator Not Assessed

## End of life - Waste

Parameter	Unit	A1-A3	A4	A5	C1	C2	C3	C4	D
HW	kg	8,16E-05	6,75E-08	3,21E-08	1,50E-07	4,40E-08	1,83E-08	2,18E-08	-2,09E-07
NHW	kg	4,52E-02	1,15E-02	9,27E-04	2,50E-04	3,96E-03	2,23E-04	9,93E-02	-1,84E-03
RW	kg	INA*	INA*	INA*	INA*	INA*	INA*	INA*	INA*

HW Hazardous waste disposed; NHW Non hazardous waste disposed; RW Radioactive waste disposed

"Reading example: 9,0 E-03 = 9,0\*10<sup>-3</sup> = 0,009"

\*INA Indicator Not Assessed

## End of life - Output flow

Parameter	Unit	A1-A3	A4	A5	C1	C2	C3	C4	D
CR	kg	0,00E+00	0,00E+00	0,00E+00	0,00E+00	0,00E+00	0,00E+00	0,00E+00	0,00E+00
MR	kg	4,65E-05	0,00E+00	3,84E-03	0,00E+00	0,00E+00	8,94E-01	0,00E+00	0,00E+00
MER	kg	3,22E-04	0,00E+00	1,20E-02	0,00E+00	0,00E+00	0,00E+00	0,00E+00	0,00E+00
EEE	MJ	INA*	INA*	INA*	INA*	INA*	INA*	INA*	INA*
ETE	MJ	INA*	INA*	INA*	INA*	INA*	INA*	INA*	INA*

CR Components for reuse; MR Materials for recycling; MER Materials for energy recovery; EEE Exported electric energy; ETE Exported thermal energy

"Reading example: 9,0 E-03 = 9,0\*10<sup>-3</sup> = 0,009"

\*INA Indicator Not Assessed

## Additional Norwegian requirements

### Greenhouse gas emissions from the use of electricity in the manufacturing phase

National production mix from import, low voltage (production of transmission lines, in addition to direct emissions and losses in grid) of applied electricity for the manufacturing process (A3).

Electricity mix	Data source	Amount	Unit
Renewable electricity Saint-Gobain, with Guarantee of Origin from LOS 2018 (kWh)	Saint-Gobain	54,39	g CO <sub>2</sub> -ekv/kWh

### Dangerous substances





The product contains no substances given by the REACH Candidate list or the Norwegian priority list.

### Indoor environment

Regarding indoor air quality webervetonit 110 fine Self Level Plus has a M1 indoor air emission classification granted by the Finnish Building Information Foundation RTS ([https://www.rakennustieto.fi/index/tuotteet/m1\\_luokitukset.html](https://www.rakennustieto.fi/index/tuotteet/m1_luokitukset.html)).

## Bibliography

- ISO 14025:2010 Environmental labels and declarations - Type III environmental declarations - Principles and procedures.  
 ISO 14044:2006 Environmental management - Life cycle assessment - Requirements and guidelines.  
 EN 15804:2012+A1:2013 Environmental product declaration - Core rules for the product category of construction products.  
 ISO 21930:2017 Sustainability in buildings and civil engineering works. Core rules for environmental product declarations of construction products.  
 ecoinvent v3, Allocation, cut-off by classification, Swiss Centre of Life Cycle Inventories.  
 Iversen et al., (2018) eEPD v3.0 - Background information for EPD generator system, LCA.no report number 04.18  
 Iversen et al., (2019) EPD generator for Saint-Gobain Weber and Scanspac - Background information and LCA data, LCA.no report number 05.18  
 NPCR Part A: Construction products and services. Ver. 1.0. April 2017, EPD-Norge.  
 NPCR 009 Part B for technical-chemical products. Ver. 1.0 June 2018, EPD-Norge.

 <b>epd-norge.no</b> The Norwegian EPD Foundation	<b>Program operator and publisher</b> The Norwegian EPD Foundation Post Box 5250 Majorstuen, 0303 Oslo, Norway	Phone: +47 23 08 80 00 e-mail: post@epd-norge.no web: www.epd-norge.no
	<b>Owner of the declaration</b> Saint-Gobain Finland Oy P.O. Box 70, FI-00381 Helsinki	Phone: +358400289933 e-mail: anne.kaiser@saint-gobain.com web: www.saint-gobain.fi
	<b>Author of the Life Cycle Assessment</b> LCA.no AS Dokka 1C, 1671 Kråkerøy	Phone: +47 916 50 916 e-mail: post@lca.no web: www.lca.no
	<b>Developer of EPD generator</b> LCA.no AS Dokka 1C, 1671 Kråkerøy	Phone: +47 916 50 916 e-mail: post@lca.no web: www.lca.no