



epd-norge.no
The Norwegian EPD Foundation

ENVIRONMENTAL PRODUCT DECLARATION

in accordance with ISO 14025, ISO 21930 and EN 15804


Owner of the declaration:	Södra Skogsägarna ekonomisk förening
Program operator:	The Norwegian EPD Foundation
Publisher:	The Norwegian EPD Foundation
Declaration number:	NEPD-2587-1314-EN
Registration number:	NEPD-2587-1314-EN
ECO Platform reference number:	-
Issue date:	14.12.2020
Valid to:	14.12.2025

CLT (Cross Laminated Timber)

Södra Skogsägarna ekonomisk förening



www.epd-norge.no



General information

Product:

CLT, Cross Laminated Timber

Program operator:

The Norwegian EPD Foundation
 Pb. 5250 Majorstuen, 0303 Oslo
 Phone: +47 23 08 80 00
 e-mail: post@epd-norge.no

Declaration number:

NEPD-2587-1314-EN

ECO Platform reference number:

NA

This declaration is based on Product Category Rules:

CEN Standard EN 15804 serves as core PCR and PCR Part B for wood and wood-based products for use in construction (NPCR 015 version 3.0, 10.04.2019).

Statement of liability:

The owner of the declaration shall be liable for the underlying information and evidence. EPD Norway shall not be liable with respect to manufacturer information, life cycle assessment data and evidences.

Declared unit:

m³

Declared unit with option:

A1-3, A4, A5, C1, C2 and D

Functional unit:

—

Verification:

The CEN Norm EN 15804 serves as the core PCR. Independent verification of the declaration and data, according to ISO14025:2010

internal

external

X

Third party verifier:



Linda Høbye, COWI

(Independent verifier approved by EPD Norway)

Owner of the declaration:

Södra Skogsägarna ekonomisk förening
 Contact person: Urban Blomster
 Phone: +46 340 633732
 e-mail: urban.blomster@sodra.com

Manufacturer:

Södra Building Systems
 Skogsudden, 351 89 Växjö
 Phone: +46 470 890 00
 e-mail: info@sodra.com
www.sodra.com

Place of production:

Väröbacka, Sverige

Management system:

ISO 14001

Organisation no:

729500-3789

Issue date:

14.12.2020

Valid to:

14.12.2025

Year of study:

2020

Comparability:


EPD of construction products may not be comparable if they not comply with EN 15804 and seen in a building context.

The EPD has been worked out by:

Martin Erlandsson, IVL Swedish Env. Res. Inst.




Approved



Håkon Hauan
 Managing Director of EPD-Norway

Product

Product description:

Construction material for walls, joists and roof.

Technical data:

The CLT panels have a density of approx. 430 kg/m³ and a moisture content of 12%.



Product specification:

Spruce. Individually finger jointed boards with 20, 30 or 40 mm. thickness, C24. 3, 5, 7-layer.

Market:

Sweden, but also export to Nordic countries/Europe

Reference service life:

The reference service life is the same as the building element that the CLT is part of.

Materials	kg	%
Spruce, wood (dry matter)	384	89%
Water	46	11%
Adhesive	3,49	0,8%
sum	433,5	100

LCA: Calculation rules

Declared unit with options:

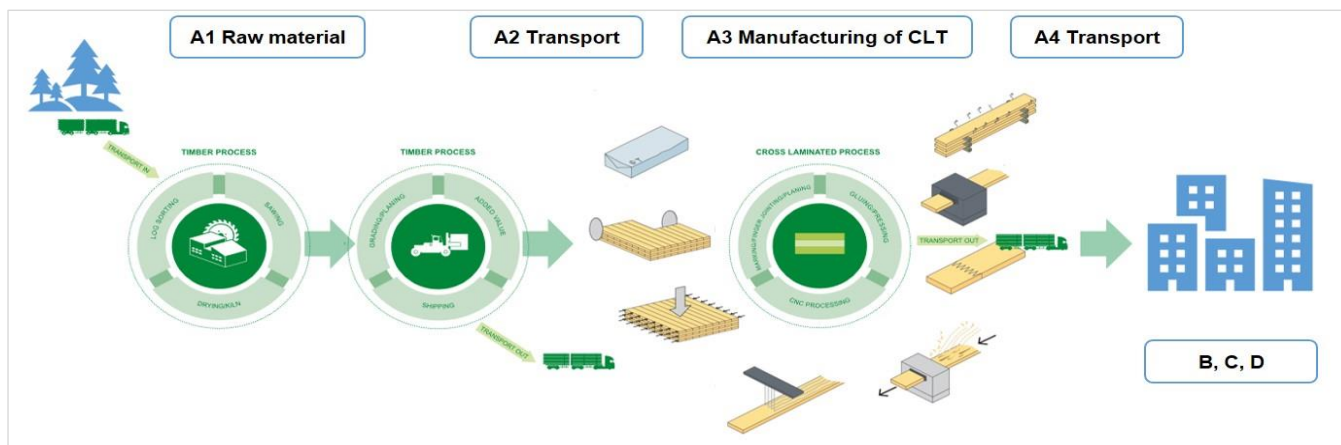
1 m³ CLT installed in a building and waste treatment at end of life according to the PCR NPCR 015 version 3.0, 10.04.2019.

System boundary:

The figure below describes the manufacturing of the CLT and the transport to a customer. In addition, the modules A5 Installation, C1-C4 End-of-life and D are accounted for.

In module D discarded wood is assumed to replace average fuel in district heating in Sweden.

Figure CLT manufacturing and transport to a customer



Data quality:

Specific LCA data from 2020 is used for the CLT manufacturing, and from 2019 for the sawmill and forestry. CLT data is from the first half-year of 2020 and scaled up to one year. The manufacturing of CLT has been running more than one year and the figures from the last 6 months are stable. The adhesive is based on a sector EPD and other upstream data is from Gabi 2019 or Ecoinvent 3.3, where no data is older than 10 years.

Cut-off criteria:

All major raw materials and all the essential energy is included. The impact from temporary roads are assumed to be negligible (<1%) and are not included. This cut-off rule does not apply for hazardous materials and substances.

Allocation:

The allocation is made in accordance with the provisions of EN 15804. A conservative approach is used for allocation of by-products in the CLT manufacturing and sawmill, meaning that all impact is attributed to the main products CLT and sawn timber respectively. In forestry a conservative approach is also used for the economical allocation valid for the joint co-product allocation, which means that no impact is allocated to the tops and branches (GROT).

Other comments:

The environmental impact and specially the contribution to GWP is relatively low for the declared CLT product. This is a result of significant amounts of HVO100 at the sawmill (almost 100%) and in the transportation from the forestry to sawmill, combined with large amounts of timber that arrive with electric trains to the mill. The diesel mix used in the forestry is based on national statistics and gives about the same amount of HVO100 as in the reduction diesel, where the supplier is forced by law to add biocomponents, with at least 25% HVO or FAME in the diesel used. The transport from the sawmill to the CLT manufacturing is an internal transport made by electric trucks.

LCA: Scenarios and additional technical information

The following information describe the scenarios in the different modules of the EPD.

A4: The transportation to end user is based on statistics from 2019.

Transport from production place to user (A4)

Type	Capacity utilisation (incl. return) %	Type of vehicle	Distance km	Fuel/Energy consumption	Value (l/t)
Truck	75	EURO6, >34t	269	0,020 l/tkm	

A5: At the construction site, 4 minutes of work with front loader is assumed (Erlandsson 2013) and an average lift with a crane (Lundström 2016).

Assembly (A5)

	Unit	Value
Crane, electricity consumption	kWh	6,9
Front loader, diesel	kWh	10
Material loss	kg	0

Use (B1)

	Unit	Value
MND		

Maintenance (B2)/Repair (B3)

	Unit	Value
MND		

Replacement (B4)/Refurbishment (B5)

	Unit	Value
MND		

Wood chipped according to Erlandsson (2013).

Operational energy (B6) and water consumption (B7)

	Unit	Value
MND		

End of Life (C1, C3, C4)

	Unit	Value
C1: Crane and front loader (as in A5)	—	—
C1: Reused	kg	0
C2: Recycling	kg	0
C2: Energy recovery	kg	433
C3: Chipping of wood	kWh	2,6
C4: To landfill	kg	0

C2: Assumed value for transportation from demolition site to local collection site, from where it is then sold.

Energy recovery is the currently the dominant end-of-life alternative and also the most likely scenario alternative.

Transport to waste processing (C2)

Type	Capacity utilisation (incl. return) %	Type of vehicle	Distance km	Fuel/Energy consumption	Value (l/t)
Truck	50	EURO6, >34t	100	0,046 l/tkm	

D: The chipped CLT wood is assumed to be used as a fuel in district heating and then replaces the average district heating energy mix in year 2019 (Svensk Energi 2020).

Benefits and loads beyond the system boundaries (D)

	Unit	Value
Chipped CLT that substitute fuel in a district heating plant	kg	433,5

Additional technical information

No additional information given.

LCA: Results

System boundaries (X=included, MNA= module not assessed, MNR=module not relevant)

Product stage			Assembly stage		Use stage							End of life stage				Beyond the system boundaries
Raw materials	Transport	Manufacturing	Transport	Installation	Use	Maintenance	Repair	Replacement	Refurbishment	Operational energy use	Operational water use	De-construction demolition	Transport	Waste processing	Disposal	Reuse-Recovery-Recycling-potential
A1	A2	A3	A4	A5	B1	B2	B3	B4	B5	B6	B7	C1	C2	C3	C4	D
X	X	X	X	X	MNA	MNA	MNA	MNA	MNA	MNA	MNA	X	X	X	MNA	X

Environmental impact per m³

Parameter	Unit	A1- A3	A4	A5	C1	C2	C3	D	
GWP-TOT	kg CO ₂ -eqv	-670	6,2	0,8	0,8	4,9	704	97	
GWP-GHG	kg CO ₂ -eqv	34	6,2	0,8	0,8	4,9	0,1	-152	
GWP-BIO	kg CO ₂ -eqv	-704	0	0	0	0	704	0	
ODP	kg CFC11-eqv	5,4E-07	8,6E-08	3,51E-08	3,51E-08	6,76E-08	9,12E-09	-9,64E-07	
POCP*	kg C ₂ H ₄ -eqv	2,6E-02	-1,1E-02	4,48E-04	4,48E-04	-9,16E-03	8,09E-05	9,06E-03	
AP	kg SO ₂ -eqv	3,1E-01	3,9E-02	6,29E-03	6,29E-03	3,13E-02	1,35E-03	-3,67E-01	
EP	kg PO ₄ ³⁻ -eqv	8,9E-02	1,4E-02	3,09E-03	3,09E-03	1,11E-02	7,51E-04	-2,91E-03	
ADPM	kg Sb-eqv	7,1E-05	2,5E-06	1,73E-06	1,73E-06	1,93E-06	2,60E-07	-2,33E-05	
ADPE	MJ	5,9E+02	9,0E+01	3,8,E+01	3,8,E+01	7,04E+01	9,50E+00	-1,18E+03	

GWP-GHG is also referred to as "GWP-IOBC" and accounts for all greenhouse gases (GHG) according to IPCC AR 4 and exclude emission and uptake of biogenic carbon. GWP-BIO report uptake and emissions of biogenic carbon stored in the product and packing materials.
*Negative impact occur due to negative characterization factors.

GWP-TOT=GWP-GHG+GWP-BIO, Global warming potential; ODP Depletion potential of the stratospheric ozone layer; POCP Formation potential of tropospheric photochemical oxidants; AP Acidification potential of land and water; EP Eutrophication potential; ADPM Abiotic depletion potential for non fossil resources; ADPE Abiotic depletion potential for fossil resources

Resource use per m³

Parameter	Unit	A1- A3	A4	A5	C1	C2	C3	D	
RPEE	MJ	2999	23	31	31	18	2,5	6472	
RPEM	MJ	7373	0	0	0	0	0	0	
TPE	MJ	10372	23	31	31	18	2,5	6472	
NRPE	MJ	508	92	70	70	72	9,7	-1142	
NRPM	MJ	135	0	0	0	0	0	0	
TRPE	MJ	643	92	70	70	72	9,7	-1142	
SM	kg	0	0	0	0	0	0	0	
RSF	MJ	0	0	0	0	0	0	-4204	
NRSF	MJ	0	0	0	0	0	0	-901	
W	m ³	13	2	0,8	0,8	1,5	0,8	-80	

RPEE Renewable primary energy resources used as energy carrier; RPEM Renewable primary energy resources used as raw materials; TPE Total use of renewable primary energy resources; NRPE Non renewable primary energy resources used as energy carrier; NRPM Non renewable primary energy resources used as materials; TRPE Total use of non renewable primary energy resources; SM Use of secondary materials; RSF Use of renewable secondary fuels; NRSF Use of non renewable secondary fuels; W Use of net fresh water

End of life - Waste

Parameter	Unit	A1- A3	A4	A5	C1	C2	C3	D	
HW	kg	6,12E-06	4,40E-06	1,80E-06	1,80E-06	3,45E-06	2,92E-02	-2,47E-07	
NHW	kg	1,57E+00	2,69E-02	1,98E-01	1,98E-01	2,11E-02	2,84E-03	#VALUE!	
RW	kg	6,71E-04	3,34E-06	5,28E-04	5,28E-04	2,62E-06	3,53E-07	-9,40E-03	

HW Hazardous waste disposed; NHW Non hazardous waste disposed; RW Radioactive waste disposed

End of life - Output flow

Parameter	Unit	A1- A3	A4	A5	C1	C2	C3	D	
CR	kg	0	0	0	0	0	0	0	
MR	kg	0	0	0	0	0	433,5	0	
MER	kg	0	0	0	0	0	0	0	
EEE	MJ	0	0	0	0	0	0	0	
ETE	MJ	0	0	0	0	0	0	0	

CR Components for reuse; MR Materials for recycling; MER Materials for energy recovery; EEE Exported electric energy; ETE Exported thermal energy

Reading example: $9,0 \text{ E-}03 = 9,0 \cdot 10^{-3} = 0,009$

Additional Norwegian requirements

Greenhouse gas emission from the use of electricity in the manufacturing phase

National production mix and from low voltage include import, production of transmission lines, in addition to direct emissions and losses in grid). 40 kg CO₂e/kWh is used for national grid electricity and specific data (see below) is used for CLT manufacturing and the sawmill based on a fuel mix of 99.5% bioresidues and 0.5% fossil oil.

Data source	Amount	Unit
Site specific value for electricity produced on site	36	CO ₂ e/kWh

Dangerous substances

- The product contains no substances given by the REACH Candidate list or the Norwegian priority list.
- The product contains substances given by the REACH Candidate list or the Norwegian priority list that are less than 0.1% by weight.
- The product contains dangerous substances, more than 0.1% by weight, given by the REACH Candidate List or the Norwegian Priority list, see table.
- The product contains no substances given by the REACH Candidate list or the Norwegian priority list. The product is classified as hazardous waste (Avfallsforskriften, Annex III), see table.

Indoor environment




The adhesive used is solvent free. A VOC measuring is performed for the CLT. The product meets the requirements for low emissions for; M1/TRS (according to EN15251: 2007 Appendix E), Emission EC1, Emission EC1^{PLUS}, Blue Angel, M1 (RTS) and GUT (Johansson 2020).

Carbon footprint

Carbon footprint has not been worked out according to ISO 14067:2018 for the product.

Bibliography

ISO 14025:2010	Environmental labels and declarations - Type III environmental declarations - Principles and procedures
ISO 14044:2006	Environmental management - Life cycle assessment - Requirements and guidelines
EN 15804:2012+A1:2013	Sustainability of construction works - Environmental product declaration - Core rules for the product category of construction products
ISO 21930:2007	Sustainability in building construction - Environmental declaration of building products
NPCR 015 version 3.0,	PCR Part B for wood and woodbased products for use in construction (10.04.2019).
Erlandsson M	LCA on CLT for Södra. Swedish Environmental Research Institute, November 2020.
Erlandsson M	Generell byggproduktinformation (BPI) för bygg- och fastighetssektorn: Miljödata för arbetsfordon. IVL Svenska Miljöinstitutet, dokument BPI 13/1, 2013-02-22.
Erlandsson M, Peterson D:	Klimatpåverkan för byggnader med olika energiprestanda. Underlagsrapport till kontrollstation 2015. För Energimyndigheten och Boverket. IVL Svenska Miljöinstitutet, rapport nr U5176, 27 maj 2015, första version daterad 10 maj 2015.
Johansson U	Emission measurements after 28 days of a cross laminated timber. Testing REPORT No F005295 issued by RISE for Södra Building Systems, 20-04-07.
Lundström J	Energy consumption for different frame materials during the production phase of an apartment building. Diploma work, HT2016, BY1704, Umeå University.
Svensk Energi	Tillförd energi till fjärrvärme 2019, Svensk Energi 11 november 2020: https://www.energiforetagen.se/statistik/fjarrvarmestatik/tillford-energi/

 epd-norge.no The Norwegian EPD Foundation	Program operator and publisher The Norwegian EPD Foundation Post Box 5250 Majorstuen, 0303 Oslo Norway	Phone: +47 23 08 80 00 e-mail: post@epd-norge.no web: www.epd-norge.no
	Owner of the declaration Södra Skogsägarna ekonomisk förening Södra Building Systems Skogsudden, 351 89 Växjö	Phone: +46 340 633732 e-mail: urban.blomster@sodra.com web: www.sodra.se
	Author of the Life Cycle Assessment Martin Erlandsson IVL Swedish Environmental Research Inst.	Phone: +46 730 789 629 e-mail: martin.erlandsson@ivl.se web: www.ivl.se