

ENVIRONMENTAL PRODUCT DECLARATION

in accordance with ISO 14025, ISO 21930 and EN 15804

Owner of the declaration:	Jotun A/S
Program operator:	The Norwegian EPD Foundation
Publisher:	The Norwegian EPD Foundation
Declaration number:	NEPD-2577-1302-EN
Registration number:	NEPD-2577-1302-EN
ECO Platform reference number:	-
Issue date:	04.12.2020
Valid to:	04.12.2025

Jotashield Decor Traditional Tex, El-Mohandes Jotun S.A.E.

Jotun A/S



www.epd-norge.no



Jotashield Decor Traditional Tex

General information

Product:

Jotashield Decor Traditional Tex, El-Mohandes Jotun S.A.E.

Program operator:

The Norwegian EPD Foundation
Pb. 5250 Majorstuen, 0303 Oslo
Phone: +47 23 08 80 00
e-mail: post@epd-norge.no

Declaration number:

NEPD-2577-1302-EN

ECO Platform reference number:**This declaration is based on Product Category Rules:**

CEN Standard EN 15804:2012+A1:2013 serves as core PCR.
IBU PCR Part B for coatings with organic binders

Statement of liability:

The owner of the declaration shall be liable for the underlying information and evidence. EPD Norway shall not be liable with respect to manufacturer information, life cycle assessment data and evidences.

Declared unit:

1 kg Jotashield Decor Traditional Tex, El-Mohandes Jotun S.A.E.

Declared unit with option:

A1,A2,A3

Functional unit:**Verification:**

Independent verification of data, other environmental information and the declaration according to ISO 14025:2010, § 8.1.3 and § 8.1.4

External

Third party verifier:

Sign



Senior Research Scientist, Anne Rønning

(Independent verifier approved by EPD Norway)

Owner of the declaration:

Jotun A/S
Contact person: Anne Lill Gade
Phone: +47 33 45 70 00
e-mail: anne.lill.gade@jotun.no

Manufacturer:

Jotun A/S

Place of production:

El-Mohandes Jotun S.A.E.
Industrial Area, Ismailia
Egypt

Management system:

ISO 9001:2008 Certificate nr: 0044915-00, ISO 14001:2004 Certificate nr 0044914-00, ISO 45001: 2018 Certificate nr: 0098139

Organisation no:

923 248 579

Issue date: 04.12.2020**Valid to:** 04.12.2025**Year of study:**

2020

Comparability:

EPD of construction products may not be comparable if they not comply with EN 15804 and seen in a building context.

Author of the Life Cycle Assessment:

The declaration is developed using eEPD v4.0 from LCA.no

Approval:


Company specific data are:

Collected/registered by: Ken Gudvangen

Internal verification by: Cleo Alves Otterbech

Approved:

Sign



Håkon Hauan
Managing Director of EPD-Norway

Product

Product description:

Jotashield Decor Traditional Tex is a superior quality, exterior, water based textured paint based on pure acrylic emulsion and contains rock hard aggregates.

The declared product provides elegant matt antique like effects, giving an ancient look. This is an excellent material to cover minor cracks and undulations present in cement plaster. The unique UV protected colours offer outstanding protection against destructive effect of UV rays present in sunlight. Jotashield Decor Traditional Tex can be used to decorate and protect both old and new surfaces. Jotashield Decor glaze can be applied to give a heritage look. Ideal for decorating and protecting exterior surfaces.

Product specification

For information on Green Building Standard credits, see "Additional Information" on page 4.

The material composition of the declared mixed product is given below:

Materials	%
Filler	50-75
Water	25-50
Binder	5-10
Solvent	1-3
Titanium dioxide	1-3
Additive	0.3-1
Biocide	<0.1

Technical data:

Specific gravity: 1.67 g/cm³
Solids by volume: 52 ± 2 volume%

Spreading rate depends on film thickness applied, type of texture, surface porosity, imperfections, temperature, wastage during painting etc. The average spreading rate per coat can be confirmed at site by a trial application. To find out Spreading rate in Sq M/Kg, divide Spreading rate in Sq M/L by specific gravity.

The most representative and worst case formulation produced at the manufacturing site is chosen for this EPD. For products with a selection of colours, this will be the formulation with the highest content of titanium dioxide.

The product packaging is based on an average sized metal packaging, including secondary packaging such as pallets and plastic wrapping.

For safety, health and environmental conditions, see the Safety Data Sheet for the declared product on www.jotun.com.

For information on technical data, application and use of the product, see the Technical Data Sheet for the declared product on www.jotun.com.

Market:

Global. Transport to market is not included in this EPD.

Reference service life, product

The reference service life of the product is highly dependent on the conditions of use.

Estimated service life, object

The coated object is not declared.

LCA: Calculation rules

Declared unit:

1 kg Jotashield Decor Traditional Tex, El-Mohandes Jotun S.A.E.

Cut-off criteria:

All major raw materials and essential energy is included. The production process for raw materials and energy flows with very small amounts (less than 0.1 % dry matter) are not included. In total, more than 99% of the material input is included. These cut-off criteria do not apply for non-energy related emissions (such as wastes, hazardous materials and substances).

Data quality:

The CEPE database is used as basis for the raw material composition. Specific data for the product composition and raw material amounts has been provided by the manufacturer and represents the production of the declared product. Production site data was collected in 2015. Representative data from ecoinvent v3.2 was used for other processes. The data quality for the material input in A1 is presented in tabular form.

Materials	Source	Data quality	Year
Additives	CEPE RM Database v3.0	Database	2016
Binders and Resins	CEPE RM Database v3.0	Database	2016
Others	CEPE RM Database v3.0	Database	2016
Pigments and Fillers	CEPE RM Database v3.0	Database	2016
Solvents	CEPE RM Database v3.0	Database	2016
Packaging	Østfoldforskning	Database	2017

Allocation:

The allocation is made in accordance with the provisions of EN 15804. Incoming energy, water and waste production in-house is primarily allocated equally among all products through mass allocation. Specific allocation was performed for certain waste flows according to information provided by the site manager. VOC emissions have been allocated entirely to the production of solvent based paints. Effects of primary production of recycled materials is allocated to the main product in which the material was used. The recycling process and transportation of the material is allocated to this analysis.

System boundary:

The flowchart in the figure below illustrates the system boundaries for the analysis, in accordance with the modular principle of EN 15804. The analysis is a cradle-to-gate (A1 - A3) study.



Additional information:

The declared product contributes to Green Building Standard credits by meeting the following specific requirements:

LEED®v4 (2013)/LEED®v4.1 (2019)

MR credit: Building product disclosure and optimization

- Material Ingredients, Option 2: Material Ingredient Optimization, International Alternative Compliance Path - REACH optimization. The product has fully inventoried chemical ingredients to 100 ppm and do not contain substances on the REACH Authorization list – Annex XIV, the Restriction list – Annex XVII or the SVHC candidate list.

- Environmental Product Declarations. Product-specific Type III EPD (ISO 14025;21930, EN 15804) for El-Mohandes Jotun S.A.E.

LEED®v4 (2013):

- EQ credit, Low emitting materials, Healthcare and schools: Exterior applied products: VOC content for Nonflat Coatings (Gloss>5 and <70 on 60 degree meter) (CARB(SCM)2007).

BREEAM International (2016)

- Mat 01: Product-specific Type III EPD (ISO 14025;21930, EN 15804) for El-Mohandes Jotun S.A.E.

Additional certificates and approvals may be available on request.

LCA: Scenarios and additional technical information

The following information describe the scenarios in the different modules of the EPD.

This is a cradle to gate (A1-A3) EPD with no declared modules after the factory gate. Transport from place of production to user (A4) has to be calculated by the user.

Transport from production place to user (A4)

Type	Capacity utilisation (incl. return) %	Type of vehicle	Distance km	Fuel/Energy consumption	Unit	Value (l/t)
Truck					l/tkm	
Railway					l/tkm	
Boat					l/tkm	
Other Transportation					l/tkm	

Assembly

	Unit	Value
Auxiliary	kg	
Water consumption	m ³	
Electricity consumption	kWh	
Other energy carriers	MJ	
Material loss		
Output materials from waste treatment		
Dust in the air		
VOC emissions	kg	

Use (B1)

	Unit	Value

Maintenance (B2)/Repair (B3)

	Unit	Value
Maintenance cycle*	-	
Auxiliary	kg	
Other resources	kg	
Water consumption	m ³	
Electricity consumption	kWh	
Other energy carriers	MJ	
Material loss	kg	
VOC emissions	kg	

Replacement (B4)/Refurbishment (B5)

	Unit	Value
Replacement		
Refurbishment		

Operational energy (B6) and water consumption (B7)

	Unit	Value
Water consumption	m ³	
Electricity consumption	kWh	
Other energy carriers	MJ	
Power output of equipment	kW	

End of Life (C1, C3, C4)

	Unit	Value
Hazardous waste disposed	kg	
Collected as mixed construction waste	kg	
Reuse	kg	
Recycling	kg	
Energy recovery	kg	
To landfill	kg	

Transport to waste processing (C2)

Type	Capacity utilisation (incl. return) %	Type of vehicle	Distance km	Fuel/Energy consumption	Unit	Value (l/t)
Truck					l/tkm	
Railway					l/tkm	
Boat					l/tkm	
Other Transportation					l/tkm	

Scenarios after A1-A3 are not included

LCA: Results

System boundaries (X=included, MND=module not declared, MNR=module not relevant)

Product stage			Construction installation stage		User stage							End of life stage				Beyond the system boundaries
Raw materials	Transport	Manufacturing	Transport	Assembly	Use	Maintenance	Repair	Replacement	Refurbishment	Operational energy use	Operational water use	De-construction demolition	Transport	Waste processing	Disposal	Reuse-Recovery-Recycling-potential
A1	A2	A3	A4	A5	B1	B2	B3	B4	B5	B6	B7	C1	C2	C3	C4	D
X	X	X	MND	MND	MND	MND	MND	MND	MND	MND	MND	MND	MND	MND	MND	MND

Environmental impact

Parameter	Unit	A1	A2	A3
GWP	kg CO ₂ -eq	1,21E+00	2,16E-01	5,13E-02
ODP	kg CFC11 -eq	1,02E-07	4,15E-08	7,14E-09
POCP	kg C ₂ H ₄ -eq	5,88E-04	5,52E-05	7,11E-04
AP	kg SO ₂ -eq	7,26E-03	1,61E-03	3,51E-04
EP	kg PO ₄ ³⁻ -eq	1,88E-03	2,93E-04	3,57E-05
ADPM	kg Sb -eq	1,98E-05	3,48E-07	2,64E-08
ADPE	MJ	1,75E+01	3,51E+00	7,87E-01

GWP Global warming potential; ODP Depletion potential of the stratospheric ozone layer; POCP Formation potential of tropospheric photochemical oxidants; AP Acidification potential of land and water; EP Eutrophication potential; ADPM Abiotic depletion potential for non fossil resources; ADPE Abiotic depletion potential for fossil resources

Reading example: 9,0 E-03 = 9,0*10⁻³ = 0,009

*INA Indicator Not Assessed

Resource use

Parameter	Unit	A1	A2	A3
RPEE	MJ	2,17E+00	5,05E-02	2,60E-03
RPEM	MJ	4,35E-01	1,43E-02	4,67E-04
TPE	MJ	2,61E+00	6,49E-02	3,06E-03
NRPE	MJ	1,92E+01	3,58E+00	7,93E-01
NRPM	MJ	0,00E+00	0,00E+00	0,00E+00
TRPE	MJ	1,92E+01	3,58E+00	7,93E-01
SM	kg	0,00E+00	0,00E+00	0,00E+00
RSF	MJ	0,00E+00	0,00E+00	0,00E+00
NRSF	MJ	0,00E+00	0,00E+00	0,00E+00
W	m ³	1,33E-02	7,53E-04	1,23E-04

RPEE Renewable primary energy resources used as energy carrier; RPEM Renewable primary energy resources used as raw materials; TPE Total use of renewable primary energy resources; NRPE Non renewable primary energy resources used as energy carrier; NRPM Non renewable primary energy resources used as materials; TRPE Total use of non renewable primary energy resources; SM Use of secondary materials; RSF Use of renewable secondary fuels; NRSF Use of non renewable secondary fuels; W Use of net fresh water

Reading example: 9,0 E-03 = $9,0 \cdot 10^{-3} = 0,009$

*INA Indicator Not Assessed

End of life - Waste

Parameter	Unit	A1	A2	A3
HW	kg	2,85E-05	1,90E-06	1,84E-04
NHW	kg	1,26E+00	2,67E-01	2,30E-03
RW	kg	INA*	INA*	INA*

HW Hazardous waste disposed; NHW Non hazardous waste disposed; RW Radioactive waste disposed

Reading example: 9,0 E-03 = $9,0 \cdot 10^{-3} = 0,009$

*INA Indicator Not Assessed

End of life - Output flow

Parameter	Unit	A1	A2	A3
CR	kg	0,00E+00	0,00E+00	0,00E+00
MR	kg	0,00E+00	0,00E+00	1,13E-05
MER	kg	0,00E+00	0,00E+00	2,81E-05
EEE	MJ	INA*	INA*	INA*
ETE	MJ	INA*	INA*	INA*

CR Components for reuse; MR Materials for recycling; MER Materials for energy recovery; EEE Exported electric energy; ETE Exported thermal energy

Reading example: 9,0 E-03 = $9,0 \cdot 10^{-3} = 0,009$

*INA Indicator Not Assessed

Additional requirements

Greenhouse gas emissions from the use of electricity in the manufacturing phase

National production mix from import, low voltage (production of transmission lines, in addition to direct emissions and losses in grid) of applied electricity for the manufacturing process (A3).

Electricity mix	Data source	Amount	Unit
Electricity, Egypt (kWh)	ecoinvent 3.3 Alloc Rec	1113,82	g CO2-ekv/kWh

Dangerous substances

The product contains no substances given by the REACH Candidate list.

Indoor environment

Not applicable for externally applied products.

Bibliography

ISO 14025:2010 Environmental labels and declarations - Type III environmental declarations - Principles and procedures.

ISO 14044:2006 Environmental management - Life cycle assessment - Requirements and guidelines.

EN 15804:2012+A1:2013 Environmental product declaration - Core rules for the product category of construction products.

ISO 21930:2017 Sustainability in buildings and civil engineering works - Core rules for environmental product declarations of construction products.

IBU PCR Part B: Requirements on the EPD for Coatings with organic binders. v1.4, September 2016.

Vold et al (2017). EPD and LCA tool for Jotun - Technical description and background information, OR 01.17, Ostfold Research, Fredrikstad 2017.

CEPE v3.0 Raw materials LCI database for the European coatings and printing ink industries, May 2016.

ecoinvent v3.2 Alloc Rec, Swiss Centre of Life Cycle Inventories.





BREEAM International (2016): BREEAM International New Construction Technical Manual. SD233-2.0:2017.

CARB SCM (2007): California Air Resources Board (CARB) Suggested Control Measure for Architectural Coatings.

LEED® v4.1 (2019): LEED® v4.1 for Building design and construction, U.S. Green Building Council®.

LEED® v4 (2013): LEED® v4 for Building design and construction, U.S. Green Building Council®.

REACH (2006): Regulation (EC) No 1907/2006 of the European Parliament and of the Council of 18 December 2006. REACH Authorization list – Annex XIV, the Restriction list – Annex XVII and the SVHC candidate list.

 epd-norge.no The Norwegian EPD Foundation	Program operator and publisher The Norwegian EPD Foundation Post Box 5250 Majorstuen, 0303 Oslo 0303 Oslo Norway	Phone: +47 23 08 80 00 e-mail: post@epd-norge.no web: www.epd-norge.no
	Owner of the declaration Jotun A/S Hystadveien 167 3209 Sandefjord, Norway	Phone: +47 33 45 70 00 Fax: e-mail: anne.lill.gade@jotun.no web: www.jotun.no
	Author of the Life Cycle Assessment Østfoldforskning AS Stadion 4 1671 Kråkerøy	Phone: +47 69 35 11 00 Fax: +47 69 34 24 94 e-mail: web: www.ostfoldforskning.no
	Developer of EPD generator LCA.no AS Dokka 1C 1671 Kråkerøy	Phone: +47 916 50 916 e-mail: post@lca.no web: www.lca.no