



**epd-norge.no**  
The Norwegian EPD Foundation

# ENVIRONMENTAL PRODUCT DECLARATION

in accordance with ISO 14025, ISO 21930 and EN 15804

Owner of the declaration:	Hydro Aluminium AS
Program operator:	The Norwegian EPD Foundation
Publisher:	The Norwegian EPD Foundation
Declaration number:	NEPD-2263-1034-EN
Registration number:	NEPD-2263-1034-EN
ECO Platform reference number:	-
Issue date:	18.06.2020
Valid to:	18.06.2025

## Hydro Aluminium Sheet Ingot for Packaging / Foil Applications

Hydro Aluminium AS



[www.epd-norge.no](http://www.epd-norge.no)



## General information

### Product:

Hydro Aluminium Sheet Ingot for Packaging / Foil Applications

### Program operator:

The Norwegian EPD Foundation  
Pb. 5250 Majorstuen, 0303 Oslo  
Phone: +47 97722020  
e-mail: [post@epd-norge.no](mailto:post@epd-norge.no)

### Declaration number:

NEPD-2263-1034-EN

### ECO Platform reference number:

### This declaration is based on Product Category Rules:

CEN Standard EN 15804 serves as core PCR  
NPCR 013, "Version 3.0 Part B for steel and aluminium construction products"

### Statement of liability:

The owner of the declaration shall be liable for the underlying information and evidence. EPD Norway shall not be liable with respect to manufacturer information, life cycle assessment data and evidences.

### Declared unit:

1 kg Hydro Aluminium Sheet ingot for Packaging / Foil Applications

### Declared unit with option:

1 kg Hydro Aluminium Sheet ingot for Packaging / Foil Applications, including waste handling and possible environmental benefits after end of life.

### Functional unit:

The product is an input to packaging. No use scenarios are defined, hence no functional unit.

### Verification:

The CEN Norm EN 15804 serves as the core PCR. Independent verification of the declaration and data, according to ISO14025:2010

internal

external

Third party verifier:

*Jane Anderson*

Jane Anderson

(Independent verifier approved by EPD Norway)

### Owner of the declaration:

Hydro Aluminium AS  
Contact person: Stian Rørvik  
Phone: +47 99 20 64 31  
e-mail: [stian.rorvik@hydro.com](mailto:stian.rorvik@hydro.com)

### Manufacturer:

Hydro Aluminium AS  
Drammensveien 263, N-0240 Oslo  
Phone: +47 22538100  
e-mail: [greener@hydro.com](mailto:greener@hydro.com)

### Place of production:

Hydro Aluminium Høyanger  
Hydro Aluminium Aardal

### Management system:

IATF 16949, ISO 9001:2016, ISO 14001,  
ISO 45001, ISO 50001

### Organisation no:

917 537 534

### Issue date:

18.06.2020

### Valid to:

18.06.2025

### Year of study:

2020

### Comparability:

EPD of construction products may not be comparable if they do not comply with EN 15804 and seen in a building context.

### The EPD has been worked out by:

Irmeline de Sadeleer, Andreas Brekke, Kari-Anne Lyng

*Irmeline de Sadeleer*

 Østfoldforskning

Approved

*Håkon Hauan*

Håkon Hauan  
Managing Director of EPD-Norway

## Product

### Product description:

This EPD covers production of Sheet Ingot from Hydro Aluminium's Norwegian Smelters. The primary Aluminium used in the products is produced based on renewable power production in Norway. Products covered are variants within the 1xxx and 8xxx alloy groups.

### Product specification:

Materials	kg	%
Primary Liquid Al from own Electrolysis	0,89	89 %
Primary Metal from external sources	0,09	9 %
Alloying Elements	0,01	1 %

### Examples of Industry we serve:

Automotive, Packaging, Foil, B&C, Lithographic sheets & bright applications.

### Technical data:

All products are produced according to European standard EN-487 and according to customer requirements. Sheet ingots are produced in thicknesses ranging from 400 600 mm, widths from 800 to 2200 mm and lengths up to 8.5 m

Weight between 2 and 30 mt

For more detailed information about shapes, dimensions and tolerances:

<https://www.hydro.com/en-NO/products-and-services/casthouse-products/sheet-ingots/>

### Market:

European Rolling Mills

### Reference service life, product:

Dependent on product application, but the material itself has an infinite life time.

### Reference service life, building:

Dependent on product application, but the material itself has an infinite life time.

## LCA: Calculation rules

### Declared unit:

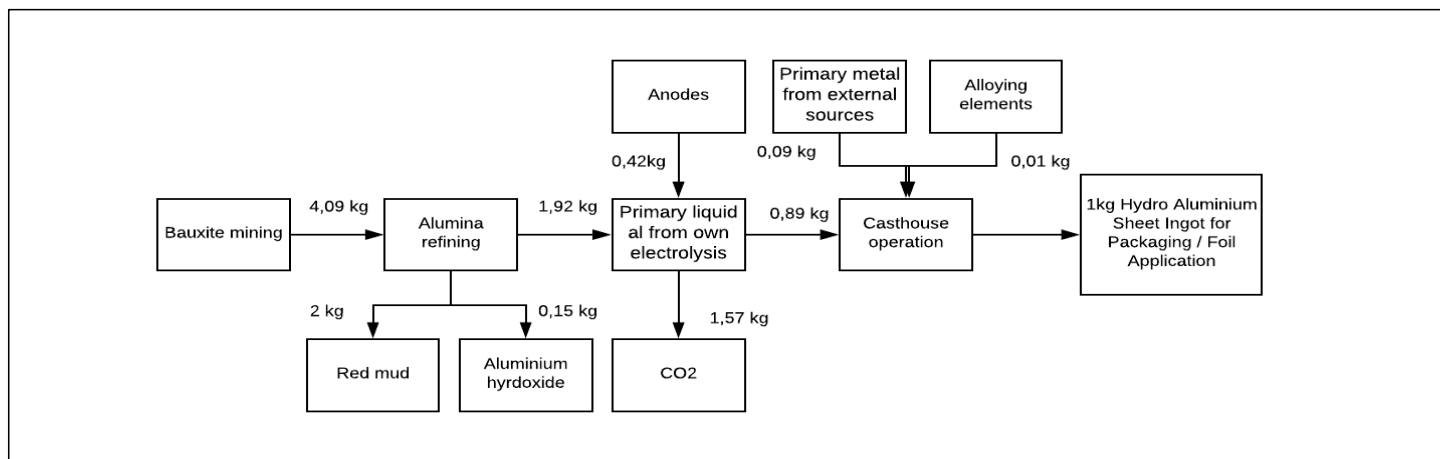
1 kg Hydro Aluminium Sheet Ingot for packaging / Foil applications. The EPD also covers modules C2-C4 and D.

The Hydro Aluminium Sheet Ingots for Packaging / Foil Applications are produced in the Norwegian smelters in Årdal and Høyanger. The presented results is a weighed average of production volumes in 2018.

### System boundary:

Cradle to gate with options. The following stages have been declared: A1-A4, C2-C4 and D. Further specified in the flow sheet below.

Module D covers the potential benefits from recycling of Hydro Aluminium Foundry Alloy after end of useful life. Module D covers all necessary stages from C3 until the aluminium is back on the market and compares to the environmental performance of an average market foundry alloy. The module is further specified under scenarios.



### Data quality:

Specific data are used for all of Hydro's processes, based on the production year 2018, and are collected the first months of 2019 and 2020. As Hydro has ownership in a total value chain from mining of bauxite to production of aluminium extrusion ingots, all stages from A1 to A4 are covered by specific data. Background data on for instance transport and electricity production are from ecoinvent 3.4 (April 2018)

### Cut-off criteria:

All major raw materials and all the essential energy is included. The production process for raw materials and energy flows that are included with very small amounts (<1%) are not included. This cut-off rule does not apply for hazardous materials and substances, and mostly apply for alloying elements that are added in less than per thousandth.

### Allocation:

The allocation is made in accordance with the provisions of EN 15804. Incoming energy and water and waste production inhouse is allocated equally among all products through mass allocation. For almost all processes, detailed data are provided for each process step, and the main allocation is between aluminium hydroxide and aluminium oxide in the production of alumina. Effects of primary production of recycled materials are allocated to the main product in which the material was used. The recycling process and transportation of the material is allocated to this analysis.

## LCA: Scenarios and additional technical information

The following information describe the scenarios in the different modules of the EPD.

The transport from production sites to market is assumed to be the weighted distance from the two smelters in Norway to a location in central Europe, where 97% is transported to Rotterdam by ship and 3% are transported with truck. Of the 97%, 20% is transported by train, 75% by barge, and the rest on truck.

### Transport from production place to user (A4)

Type	Capacity utilisation (incl. return) %	Type of vehicle	Distance km	Fuel/Energy consumption
Truck	50	Lorry, >32 metric tons, Euro V	585	2.46E-02 l/tkm
Boat	80	Cargo ship, 5000 tons	1129	1.56E-02 l/tkm
Barge	60	Freight, inland waterways, barge	230	1.13E-02 l/tkm
Train	50	Freight train	930	0.31 MJ/tkm

About 65% of the aluminium used for food and packaging purposes is collected and recycled (approximately 97% of the collected aluminium), giving a total of 62,3% recycled. The rest is assumed incinerated with energy recovery.

### End of Life (C2, C3, C4)

	Unit	Value
Hazardous waste disposed	kg	-
Collected as mixed construction waste	kg	0,65
Reuse	kg	-
Recycling	kg	0,623
Energy recovery	kg	0.377*
To landfill	kg	

\* 377 grams of the original 1 kg of aluminium is going to incineration. No loads or benefits are attributed to this flow.

### Transport to waste processing (C2)

Type	Capacity utilisation	Type of vehicle	Distance km	Fuel/Energy
Truck	40	Lorry, >32 metric tons, Euro V	50	2.85E-02 l/tkm

Aluminium from construction site to waste handling site is assumed to be transported in an older medium-sized lorry with smaller capacity utilization than in the production system.

### Benefits and loads beyond the system boundaries (D)

	Unit	Value
Aluminium sheet ingot foil to recycling	g	623

Aluminium collected and recycled is assumed to replace an average extrusion ingot in Europe consisting of 40% recycled and 60% primary aluminium. This is a conservative approach.

## LCA: Results

All results are calculated with the use of SimaPro v.9 (2019) and impact methods according to ISO 15804. Results are based on a weighted average between three production sites.

### System boundaries (X=included, MND= module not declared, MNR=module not relevant)

Product stage			Assembly stage		Use stage							End of life stage				Beyond the system boundaries
Raw materials	Transport	Manufacturing	Transport	Assembly	Use	Maintenance	Repair	Replacement	Refurbishment	Operational energy use	Operational water use	De-construction demolition	Transport	Waste processing	Disposal	Reuse-Recovery-Recycling-potential
A1	A2	A3	A4	A5	B1	B2	B3	B4	B5	B6	B7	C1	C2	C3	C4	D
x	x	x	x	MND	MND	MND	MND	MND	MND	MND	MND	MND	x	x	x	x

### Environmental impact

Parameter	Unit	A1-A3	A4	C2	C3	C4	D
GWP	kg CO <sub>2</sub> -eqv	4,19E+00	3,44E-02	5,31E-03	1,70E-01	0,00E+00	-3,33E+00
ODP	kg CFC11-eqv	4,02E-07	1,20E-08	9,86E-10	6,58E-09	0,00E+00	-2,04E-07
POCP	kg C <sub>2</sub> H <sub>4</sub> -eqv	1,23E-03	1,55E-05	8,80E-07	2,08E-05	0,00E+00	-1,79E-03
AP	kg SO <sub>2</sub> -eqv	2,37E-02	4,39E-04	2,09E-05	4,77E-04	0,00E+00	-2,12E-02
EP	kg PO <sub>4</sub> <sup>3-</sup> -eqv	5,44E-03	7,13E-05	4,89E-06	3,42E-04	0,00E+00	-5,25E-03
ADPM	kg Sb-eqv	6,60E-06	2,59E-08	1,60E-08	1,12E-06	0,00E+00	-8,32E-06
ADPE	MJ	4,02E+01	1,03E+00	8,56E-02	9,20E-01	0,00E+00	-3,22E+01

GWP Global warming potential; ODP Depletion potential of the stratospheric ozone layer; POCP Formation potential of tropospheric photochemical oxidants; AP Acidification potential of land and water; EP Eutrophication potential; ADPM Abiotic depletion potential for non fossil resources; ADPE Abiotic depletion potential for fossil resources

### Resource use

Parameter	Unit	A1-A3	A4	C2	C3	C4	D
RPEE	MJ	5,93E+01	1,75E-02	8,14E-04	1,17E-01	0,00E+00	-1,57E+01
RPEM	MJ	0,00E+00	0,00E+00	0,00E+00	0,00E+00	0,00E+00	0,00E+00
TPE	MJ	5,93E+01	1,75E-02	8,14E-04	1,17E-01	0,00E+00	-1,57E+01
NRPE	MJ	4,08E+01	1,01E+00	8,24E-02	1,04E+00	0,00E+00	-3,91E+01
NRPM	MJ	0,00E+00	0,00E+00	0,00E+00	0,00E+00	0,00E+00	0,00E+00
TRPE	MJ	4,08E+01	1,01E+00	8,24E-02	1,04E+00	0,00E+00	-3,91E+01
SM	kg	0,00E+00	0,00E+00	0,00E+00	0,00E+00	0,00E+00	0,00E+00
RSF	MJ	0,00E+00	0,00E+00	0,00E+00	0,00E+00	0,00E+00	0,00E+00
NRSF	MJ	0,00E+00	0,00E+00	0,00E+00	0,00E+00	0,00E+00	0,00E+00
W	m <sup>3</sup>	9,31E-02	1,47E-04	1,54E-05	0,00E+00	0,00E+00	0,00E+00

RPEE Renewable primary energy resources used as energy carrier; RPEM Renewable primary energy resources used as raw materials; TPE Total use of renewable primary energy resources; NRPE Non renewable primary energy resources used as energy carrier; NRPM Non renewable primary energy resources used as materials; TRPE Total use of non renewable primary energy resources; SM Use of secondary materials; RSF Use of renewable secondary fuels; NRSF Use of non renewable secondary fuels; W Use of net fresh water

### End of life - Waste

Parameter	Unit	A1-A3	A4	C2	C3	C4		D	
HW	kg	2,15E-02	5,18E-07	5,20E-08	4,18E-03	0,00E+00		3,36E-03	
NHW	kg	2,94E+00	9,15E-03	4,35E-03	7,89E-01	0,00E+00		-1,70E+00	
RW	kg	1,80E-04	7,05E-06	5,55E-07	3,29E-06	0,00E+00		-1,55E-04	

HW Hazardous waste disposed; NHW Non hazardous waste disposed; RW Radioactive waste disposed

### End of life - Output flow

Parameter	Unit	A1-A3	A4	C2	C3	C4		D	
CR	kg	-	-	-	-	-		-	
MR	kg	-	-	-	6,32E-01	-		-	
MER	kg	-	-	-	1,76E-02	-		-	
EEE	MJ	-	-	-	-	-		-	
ETE	MJ	-	-	-	-	-		-	

CR Components for reuse; MR Materials for recycling; MER Materials for energy recovery; EEE Exported electric energy; ETE Exported thermal energy

Reading example:  $9.0 \text{ E-}03 = 9.0 \times 10^{-3} = 0.009$

## Additional Norwegian requirements

### Greenhouse gas emission from the use of electricity in the manufacturing phase

National production mix from import, low voltage (production of transmission lines, in addition to direct emissions and losses in grid) of applied electricity for the manufacturing process (A3).

Data source	Amount	Unit
ecoinvent v3.4 (April 2018)	4	g CO <sub>2</sub> -eq./kWh

### Dangerous substances

- The product contains no substances given by the REACH Candidate list or the Norwegian priority list
- The product contains substances given by the REACH Candidate list or the Norwegian priority list that are less than 0.1 % by weight.
- The product contain dangerous substances, more than 0.1% by weight, given by the REACH Candidate List or the Norwegian Priority list, see table.
- The product contains no substances given by the REACH Candidate list or the Norwegian priority list. The product is classified as hazardous waste (Avfallsforsiften, Annex III), see table.

Name	CAS no.	Amount

### Indoor environment





Not relevant

### Carbon footprint

Calculations connected to climate change and global warming potential (GWP) include greenhouse gas emissions from fossil sources and land use change connected to extraction of bauxite, but does not include calculations of biogenic emissions of CO<sub>2</sub>.

## Bibliography

ISO 14025:2010	<i>Environmental labels and declarations - Type III environmental declarations - Principles and procedures</i>
ISO 14044:2006	<i>Environmental management - Life cycle assessment - Requirements and guidelines</i>
EN 15804:2012+A1:2013	<i>Sustainability of construction works - Environmental product declaration - Core rules for the product category of construction products</i>
ISO 21930:2007	<i>Sustainability in building construction - Environmental declaration of building products</i>
NPCR 013	<i>NPCR 013 version 3.0 Part B for steel and aluminium construction products.</i>
Sadeleer, I., Brekke, A. and Lyng, Kari-Anne (2020)	<i>Background report for the Environmental Product Declarations for Hydro Aluminium Wire Rod, Hydro Aluminium Sheet Ingot and Hydro Aluminium Foundry Alloy</i>

 <b>epd-norge.no</b> The Norwegian EPD Foundation	<b>Program operator</b> The Norwegian EPD Foundation Post Box 5250 Majorstuen, 0303 Oslo Norway	Phone: +47 97722020  e-mail: <a href="mailto:post@epd-norge.no">post@epd-norge.no</a> web: <a href="http://www.epd-norge.no">www.epd-norge.no</a>
 <b>epd-norge.no</b> The Norwegian EPD Foundation	<b>Publisher</b> The Norwegian EPD Foundation Post Box 5250 Majorstuen, 0303 Oslo Norway	Phone: +47 97722020  e-mail: <a href="mailto:post@epd-norge.no">post@epd-norge.no</a> web: <a href="http://www.epd-norge.no">www.epd-norge.no</a>
	<b>Owner of the declaration</b> Hydro Aluminium AS Drammensveien 263 N-0240 Oslo	Phone: +47 99 20 64 31 Fax: e-mail: <a href="mailto:stian.rorvik@hydro.com">stian.rorvik@hydro.com</a> web: <a href="http://www.hydro.com">www.hydro.com</a>
	<b>Author of the Life Cycle Assessment</b> Østfoldforskning Stadion 4 1671 Kråkerøy	Phone: +47 69 35 11 00 Fax: +47 69 34 24 94 e-mail: <a href="mailto:post@ostfoldforskning.no">post@ostfoldforskning.no</a> web: <a href="http://www.ostfoldforskning.no">www.ostfoldforskning.no</a>