

General information

Product:

Protan BP-B (BlueProof BASTA roofing membrane)

Program operator:

The Norwegian EPD Foundation
Pb. 5250 Majorstuen, 0303 Oslo
Phone: +47 22 40 40 40
e-mail: post@epd-norge.no

Declaration number:

ECO Platform reference number:

This declaration is based on Product Category Rules:

CEN Standard EN 15804:2012+A1:2013 serves as core PCR

Statement of liability:

The owner of the declaration shall be liable for the underlying information and evidence. EPD Norway shall not be liable with respect to manufacturer information, life cycle assessment data and evidences.

Declared unit:


1 m2 Protan BP-B (BlueProof BASTA roofing membrane)

Declared unit with option:

A1,A2,A3,A4,A5,C1,C2,C3,C4,D

Functional unit:

Verification:

Independent verification of data, other environmental information and the declaration according to ISO14025:2010, § 8.1.3 and § 8.1.4
External
Third party verifier:
Sign

Senior Research Scientist, Anne Rønning (Independent verifier approved by EPD Norway)

Owner of the declaration:

Protan AS
Contact person: Olav Haugerud
Phone: +47 95 94 23 24
e-mail: olav.haugerud@protan.no

Manufacturer:

Protan AS

Place of production:

Drammen, Norway

Management system:

ISO 9001 (95-OSL-AQ-6343) og ISO 14001 (NO 97-OSL-SYMI-8015)

Organisation no:

983 599 060

Issue date:

Valid to:

Year of study:

2019

Comparability:

EPD of construction products may not be comparable if they not comply with EN 15804 and seen in a building context.

Author of the Life Cycle Assessment:

The declaration is developed using eEPD v3.0 from LCA.no


Approval:

Company specific data are:

Collected/registered by: Sara Salman

Internal verification by: Olav Haugerud

Approved:

Sign

Håkon Hauan Managing Director of EPD-Norway

Product

Product description:

Protan BP-B is a high quality thermoplastic roofing membrane with a strong polyester reinforcement. Protan BP-B is used as roofing membrane in the Protan water retention system. Protan BP-B is welded with hot air so that the seams become homogeneous and can withstand high water pressure.

Product specification

Protan BP-B contains stabilizers, which makes the product resistant to high and low temperatures, UV-resistant and flame retardant. All Chemicals in product are according to BASTA Properties Criteria and the sector requirements.

Materials	
PVC	40-42
Plasticizer	31-34
Polyester textile	4,5-5,5
Fire-, heat-and UV-stabilizers	20-24

Technical data:

Weight: 2090 g/m²

DoP315-BP/BPX-E

SINTEF TG: <https://www.sintefcertification.no/Product/Index/8009>

CPR: <https://www.sintefcertification.no/Product/Index/9427>

Market:

Europe

Reference service life, product

Typical 40 years

Reference service life, building

60 years

LCA: Calculation rules

Declared unit:

1 m² Protan BP-B (BlueProof BASTA roofing membrane)

Cut-off criteria:

All major raw materials and all the essential energy is included. The production processes for raw materials and energy flows with very small amounts (less than 1%) are not included. These cut-off criteria do not apply for hazardous materials and substances.

Allocation:

The allocation is made in accordance with the provisions of EN 15804. Incoming energy and water and waste production in-house is allocated equally among all products through mass allocation. Each product type is manufactured on a specific machine at Protan and has its own measuring system for energy consumption. Therefore, allocation is not relevant for calculating energy consumption in A3. The environmental impact and resource consumption for primary production of recycled materials is allocated to the original product system. Processing and transportation of the material to the production site is allocated to the analysis in this EPD

Data quality:

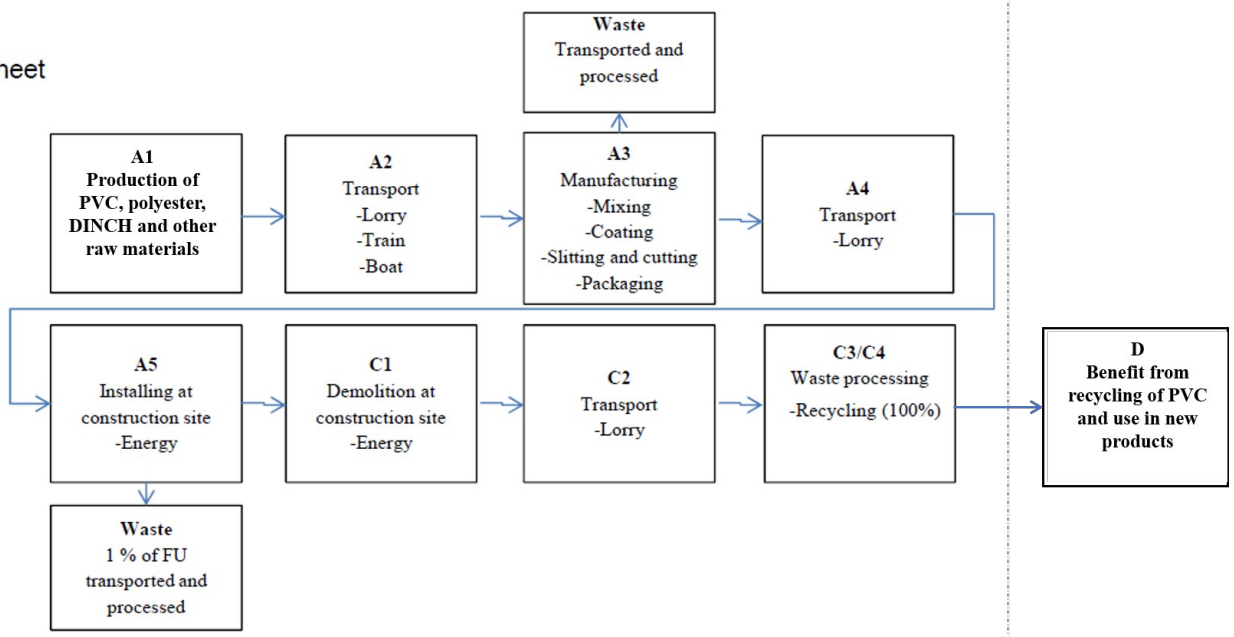
Specific data for the product composition are provided by the manufacturer. They represent the production of the declared product and were collected for EPD development in the year of study. Background data is based on registered EPDs according to EN 15804, Ostfold Research databases, ecoinvent and other LCA databases. The data quality of the raw materials in A1 is presented in the table below.

Materials	Source	Data quality	Year
Chemicals	Chemicals below cut-off	No data	0
Plasticizer	PlasticsEurope, Eco-profile DINP	EPD	2014
E-PVC	PlasticsEurope, Eco-profile E-PVC	EPD	2014
S-PVC	PlasticsEurope, Eco-profile S-PVC	EPD	2014
Fillers	ecoinvent 3.4	Database	2017
Fire-, heat- and UV-stabilizers	ecoinvent 3.4	Database	2017
Pigments	LCA.no	Database	2017
Polyester textile	Modified ecoinvent 3.4	Database	2017

System boundary:

1 m2

Figure 1 Flow sheet



Additional technical information:

LCA: Scenarios and additional technical information

The following information describe the scenarios in the different modules of the EPD.

Transport from production place to user (A4)

Type	Capacity utilisation (incl. return) %	Type of vehicle	Distance km	Fuel/Energy consumption	Unit	Value (l/t)
Truck	75,0 %	Truck, lorry over 32 tonnes, EURO 6, CU 75%	300	0,019773	l/tkm	5,93
Railway					l/tkm	
Boat					l/tkm	
Other Transportation					l/tkm	

Assembly (A5)

.	Unit	Value
Auxiliary	kg	
Water consumption	m ³	
Electricity consumption	kWh	0,0690
Other energy carriers	MJ	
Material loss	kg	
Output materials from waste treatment	kg	
Dust in the air	kg	
VOC emissions	kg	

End of Life (C1, C3, C4)

.	Unit	Value
Hazardous waste disposed	kg	
Collected as mixed construction waste	kg	
Reuse	kg	
Recycling	kg	2,0900
Energy recovery	kg	
To landfill	kg	

Transport to waste processing (C2)

Type	Capacity utilisation (incl. return) %	Type of vehicle	Distance km	Fuel/Energy consumption	Unit	Value (l/t)
Truck	75,0 %	Truck, lorry over 32 tonnes, EURO 6, CU 75%	1500	0,019773	l/tkm	29,66
Railway					l/tkm	
Boat					l/tkm	
Other Transportation					l/tkm	

..

Benefits and loads beyond the system boundaries (D)

.	Unit	Value
Erstatting av takbelegg (kg)	kg/DU	2,09

LCA: Results

System boundaries (X=included, MND=module not declared, MNR=module not relevant)

Product stage					Construction installation stage		User stage							End of life stage				Beyond the system boundaries
Raw materials	Transport	Manufacturing	Transport	Assembly	Use	Maintenance	Repair	Replacement	Refurbishment	Operational energy use	Operational water use	De-construction demolition	Transport	Waste processing	Disposal	Reuse-Recovery-Recycling-potential		
A1	A2	A3	A4	A5	B1	B2	B3	B4	B5	B6	B7	C1	C2	C3	C4	D		
X	X	X	X	X	MND	MND	MND	MND	MND	MND	MND	X	X	X	X	X		

Environmental impact

Parameter	Unit	A1-A3	A4	A5	C1	C2	C3	C4	D
GWP	kg CO ₂ -eq	5,49E+00	4,50E-02	2,14E-03	0	2,25E-01	4,96E-02	0	-3,74E+00
ODP	kg CFC11 -eq	2,28E-06	9,41E-09	2,03E-10	0	4,70E-08	2,31E-09	0	-4,14E-06
POCP	kg C ₂ H ₄ -eq	2,11E-03	6,93E-06	4,80E-07	0	3,47E-05	4,19E-06	0	-1,05E-03
AP	kg SO ₂ -eq	2,13E-02	1,15E-04	1,00E-05	0	5,74E-04	1,54E-04	0	-9,50E-03
EP	kg PO ₄ ³⁻ -eq	2,80E-02	1,59E-05	2,41E-06	0	7,93E-05	2,33E-04	0	-1,77E-03
ADPM	kg Sb -eq	1,84E-05	9,34E-08	3,51E-08	0	4,67E-07	7,11E-08	0	-2,45E-05
ADPE	MJ	1,21E+02	7,40E-01	2,17E-02	0	3,70E+00	5,55E-01	0	-8,88E+01

GWP Global warming potential; ODP Depletion potential of the stratospheric ozone layer; POCP Formation potential of tropospheric photochemical oxidants; AP Acidification potential of land and water; EP Eutrophication potential; ADPM Abiotic depletion potential for non fossil resources; ADPE Abiotic depletion potential for fossil resources

Reading example: 9,0 E-03 = 9,0*10⁻³ = 0,009

*INA Indicator Not Assessed

Resource use

Parameter	Unit	A1-A3	A4	A5	C1	C2	C3	C4	D
RPEE	MJ	1,12E+01	1,32E-02	2,82E-01	0	6,59E-02	1,22E-01	0	-6,96E+00
RPEM	MJ	9,68E-02	0,00E+00	0,00E+00	0	0,00E+00	0,00E+00	0	0,00E+00
TPE	MJ	1,13E+01	1,32E-02	2,82E-01	0	6,59E-02	1,22E-01	0	-6,96E+00
NRPE	MJ	8,84E+01	7,63E-01	3,74E-02	0	3,81E+00	7,63E-01	0	-6,81E+01
NRPM	MJ	5,14E+01	0,00E+00	0,00E+00	0	0,00E+00	0,00E+00	0	-3,89E+01
TRPE	MJ	1,40E+02	7,63E-01	3,74E-02	0	3,81E+00	7,63E-01	0	-1,07E+02
SM	kg	0,00E+00	0,00E+00	0,00E+00	0	0,00E+00	0,00E+00	0	0,00E+00
RSF	MJ	0,00E+00	0,00E+00	4,90E-05	0	0,00E+00	0,00E+00	0	0,00E+00
NRSF	MJ	0,00E+00	0,00E+00	0,00E+00	0	0,00E+00	0,00E+00	0	0,00E+00
W	m ³	1,09E-01	1,79E-04	1,56E-05	0	8,96E-04	2,70E-04	0	-1,46E-01

RPEE Renewable primary energy resources used as energy carrier; RPEM Renewable primary energy resources used as raw materials; TPE Total use of renewable primary energy resources; NRPE Non renewable primary energy resources used as energy carrier; NRPM Non renewable primary energy resources used as materials; TRPE Total use of non renewable primary energy resources; SM Use of secondary materials; RSF Use of renewable secondary fuels; NRSF Use of non renewable secondary fuels; W Use of net fresh water

Reading example: 9,0 E-03 = 9,0*10⁻³ = 0,009

*INA Indicator Not Assessed

End of life - Waste

Parameter	Unit	A1-A3	A4	A5	C1	C2	C3	C4	D
HW	kg	1,37E-03	3,89E-07	4,80E-08	0	1,94E-06	2,74E-06	0	-3,44E-03
NHW	kg	4,01E+00	7,00E-02	2,83E-03	0	3,50E-01	1,15E-02	0	-2,35E-02
RW	kg	INA*	INA*	INA*	0	INA*	INA*	0	INA*

HW Hazardous waste disposed; NHW Non hazardous waste disposed; RW Radioactive waste disposed

Reading example: 9,0 E-03 = 9,0*10⁻³ = 0,009

*INA Indicator Not Assessed

End of life - Output flow

Parameter	Unit	A1-A3	A4	A5	C1	C2	C3	C4	D
CR	kg	0,00E+00	0,00E+00	0,00E+00	0	0,00E+00	0,00E+00	0	0,00E+00
MR	kg	0,00E+00	0,00E+00	0,00E+00	0	0,00E+00	0,00E+00	0	0,00E+00
MER	kg	0,00E+00	0,00E+00	0,00E+00	0	0,00E+00	0,00E+00	0	0,00E+00
EEE	MJ	INA*	INA*	INA*	0	INA*	INA*	0	INA*
ETE	MJ	INA*	INA*	INA*	0	INA*	INA*	0	INA*

CR Components for reuse; MR Materials for recycling; MER Materials for energy recovery; EEE Exported electric energy; ETE Exported thermal energy

Reading example: 9,0 E-03 = 9,0*10⁻³ = 0,009

*INA Indicator Not Assessed

Additional Norwegian requirements

Greenhouse gas emissions from the use of electricity in the manufacturing phase

National production mix from import, low voltage (production of transmission lines, in addition to direct emissions and losses in grid) of applied electricity for the manufacturing process (A3).

Electricity mix	Data source	Amount	Unit
Elektrisitet, Norge (kWh)	ecoinvent 3.4 Alloc Rec	36,80	g CO2-ekv/kWh

Dangerous substances

The product contains no substances given by the REACH Candidate list or the Norwegian priority list.

Indoor environment

Bibliography

ISO 14025:2010 Environmental labels and declarations - Type III environmental declarations - Principles and procedures.

ISO 14044:2006 Environmental management - Life cycle assessment - Requirements and guidelines.





EN 15804:2012+A1:2013 Sustainability of construction works - Environmental product declaration -

Core rules for the product category of construction products.

ISO 21930:2017 Sustainability in buildings and civil engineering works -

Core rules for environmental product declarations of construction products and services.

ecoinvent v3, Alloc Rec, Swiss Centre of Life Cycle Inventories.

 epd-norge.no The Norwegian EPD Foundation	Program operator and publisher The Norwegian EPD Foundation Post Box 5250 Majorstuen, 0303 Oslo 0303 Oslo Norway	Phone: +47 22 43 43 43 e-mail: post@epd-norge.no web: www.epd-norge.no
	Owner of the declaration Protan AS Baches vei 1 3413 Lier	Phone: +47 95 94 23 24 Fax: e-mail: olav.haugerud@protan.no web: www.protan.no
	Author of the Life Cycle Assessment LCA.no AS Dokka 1C 1671 Kråkerøy	Phone: +47 916 50 916 Fax: e-mail: post@lca.no web: www.lca.no
	Developer of EPD generator LCA.no AS Dokka 1C 1671 Kråkerøy	Phone: +47 916 50 916 e-mail: post@lca.no web: www.lca.no