

General information

Product

Modus Stacking chair with armrest

Owner of the declaration:

Helland Møbler AS
 Contact person: Øyvind Tafjord
 Phone: +47 416 60 163
 E-mail: oyvind.tafjord@helland.no

General Information

The Norwegian EPD Foundation
 Post Box 5250 Majorstuen, 0303 Oslo
 Phone: +47 22 33 33 33
 e-mail: post@epd-norge.no

Manufacturer

Helland Møbler AS

Declaration number: 1797-760-EN

Place of production:

90437 Läännemaa + Kadaka Tee 179B, Tallinn, Estonia.

This declaration is based on Product Category Rules:

NPCR 003: 2015 Version 2.1 seating

Management system:

ISO 14001: 2014 Certificate no. 901085
 From the accredited unit: Nemko AS, Norway

Declared unit:

Modus Stacking chair with armrest

Org. No:

NO 94 35 11 128 MVA

Declared unit with option:

We have 2 different size on removable back.

Issue date: 15.06.2017

Functional unit:

Production of the chair provided and maintained for a period of 15 years.

Valid to: 15.06.2022

This EPD has been worked out by:

The declaration has been developed using Furniture EPD Tool Version 1.4.3., Approval: NEPDT04
 Company specific data collected and registered by:
Oddrun Aunet Innselset
 Company specific data audited by:
Øyvind Tafjord

Comparability:

EPDs from programmes other than the Norwegian EPD Foundation may not be comparable

Year of study:

Verification:


Independent verification of data, other environmental information and EPD has been carried out in accordance with ISO14024, 8.1.3. and 8.1.4.

Approved

externally



Mie Vold, Senior Research Scientist
 (Independent verifier approved by EPD Norway)



Håkon Hauan
 Managing Director of EPD-Norway

Key environmental indicators	Unit	Cradle to Gate A1-A3
Global warming	kg CO ₂	10
Total energy use	MJ	245
Amount of recycled materials	%	22 %

Product

Product Description and Application

Modus Stackin chair with armrest

Technical Data

Total weight: 11,43 kg. 3,08 kg are on box for 4 chair.

Dimensions: 86H 55W 51D. Seat height: 46 cm

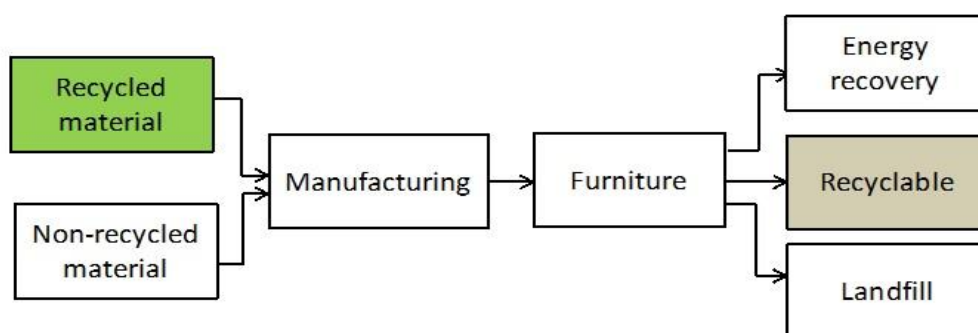
Market

Europe and USA

Reference Service Life

15 years

Materials			Recycled material in manufactured product		Recyclable material at end of product life	
Unit	kg	%	%	kg	%	kg
Wood	6,61	58 %	0 %	0,00	0 %	0,00
Packaging	3,23	28 %	76 %	2,45	100 %	3,23
Polyethylene	0,65	6 %	0 %	0,00	100 %	0,65
Paint	0,55	5 %	0 %	0,00	100 %	0,55
Textiles	0,28	2 %	0 %	0,00	1 %	0,00
Steel	0,09	1 %	100 %	0,09	100 %	0,09
Aluminium	0,01	0 %	100 %	0,01	100 %	0,01
PVC	0,01	0 %	0 %	0,00	100 %	0,01
Total	11,43		22 %		40 %	



Product manufactured from 22% recycled material
 At end of life product contains 40% recyclable material

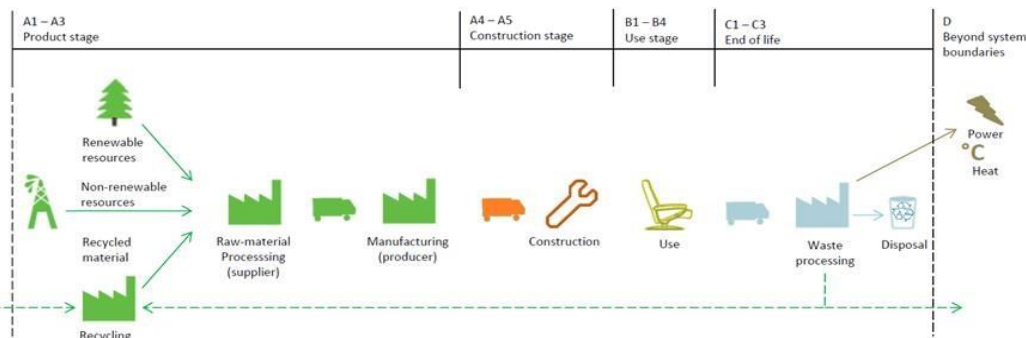
LCA: Calculation rules

Declared Unit

Modua Stacking chair

System Boundary

Life cycle stages included are described in figure and through the corresponding letter and number designations in the



Data quality

Specific manufacturing data from 2014 are used. Data from Ecoinvent 3.0.1 and Østfoldforskning database are used as the basis for raw energy carrier production. See (6)

Cut-off criteria

All major raw materials and all the essential energy is included. The production processes for raw materials and energy flows that are included with very small amounts (<1%) are not included. This cut-off rule does not apply for hazardous materials and substances

Allocation

Where virgin materials are used, emissions and energy consumption connected with extraction and production are included.

Where recycled materials are used in the product, emissions and energy consumption related to the recycling process are included.

Emissions from incineration are allocated to the product system that uses the recovered energy.

Emissions from incineration of waste are allocated to the product system that uses the recovered energy.

LCA: Scenarios and additional technical information

Transportation to an average customer in Copenhagen is 1000 km (A4: average European lorry > 32 tonnes)

The use stage (B1) is represented by a scenario and includes vacuum cleaning of textile once a month. The PCR does not provide detailed guidelines for what should be included in the use stage. In the end of life stage, the transport distance for waste to waste processing is 72 km (C1). The reuse, recovery and recycling stage is beyond the system boundaries (D). It is assumed that the solution is dismantled and the materials recycled or combusted according to general Norwegian treatment of industrial waste (see the table below). This calculation includes only CO2 emissions (GWP) in the C-modules. The transport distance to reuse, recovery or recycling varies for each material, but the average distance is 373 km. The vehicles used and associated data are described in detail in [5].

	Material recovery	Energy recovery	Disposal
Aluminium	70,1 %	0,0 %	30 %
Steel	70,1 %	0,0 %	30 %
Plastic	64,3 %	30,8 %	5 %
Cardboard	94,5 %	5,5 %	0 %

LCA: Results

The following information describe the scenarios in the different modules of the EPD.

System boundaries (X=included, MND=modul not declared, MNR=modul not relevant)

Product stage			Construction stage		Use stage				End of life			Beyond the system boundaries
Raw materials	Transport	Manufacturing	Transport	Construction	Maintenance	Repair	Replacement	Operational energy use	Transport	Waste Processing	Disposal	Reuse-recovery-recycling potential
A1	A2	A3	A4	A5	B1	B2	B3	B4	C1	C2	C3	D
x	x	x	x	MNR	x	MNR	MNR	MNR	x	x	x	x

Environmental impact (INA = Indicator Not Assessed)

Parameter	A1	A2	A3	A1-A3	A4	B1	C1	C2	C3	C1-C3	D
GWP	9,8	0,5	0,1	10,5	0,0	0,0	0,7	4,1	1,8	6,7	-4,0
ODP	7,8E-07	9,5E-08	2,0E-08	8,9E-07	0,0	0,0	INA	INA	INA	INA	0,0E+00
POCP	4,0E-03	8,8E-05	1,9E-05	4,1E-03	0,0	0,0	INA	INA	INA	INA	0,0E+00
AP	0,1	2,0E-03	4,5E-04	0,1	0,0	0,0	INA	INA	INA	INA	0,0E+00
EP	2,0E-02	4,6E-04	9,7E-05	2,1E-02	0,0	0,0	INA	INA	INA	INA	0,0E+00
ADPM*	3,4E-05	2,0E-06	3,2E-07	3,6E-05	0,0	0,0	INA	INA	INA	INA	0,0E+00
ADPE	124,4	8,3	1,7	134,4	0,0	0,0	INA	INA	INA	INA	-71,3

GWP Global warming potential (kg CO₂-eqv.); ODP Depletion potential of the stratospheric ozone layer (kg CFC11-eqv.); POCP Formation potential of tropospheric photochemical oxidants (kg C₂H₄-eqv.); AP Acidification potential of land and water (kg SO₂-eqv.); EP Eutrophication potential (kg PO₄-3-eqv.); ADPM Abiotic depletion potential for non fossil resources (kg Sb -eqv.); ADPE Abiotic depletion potential for fossil resources (MJ);

* Some processes use Ecoinvent 3.0.1. and thus data on renewable resources is omitted. The true ADPM, RPEE, RPEM and TPE may be higher than indicated. This issue will be addressed in a new version of Ecoinvent 3, data from which was not available when this declaration was prepared.

Resource use (INA = Indicator Not Assessed)

Parameter	A1	A2	A3	A1-A3	A4	B1	C1	C2	C3	C1-C3	D
RPEE*	88,4	0,1	2,4E-02	88,5	0,0	0,0	INA	INA	INA	INA	0,0
RPEM*	152,7	2,7E-02	5,3E-03	152,7	0,0	0,0	INA	INA	INA	INA	0,0
TPE*	241,1	0,2	3,0E-02	241,3	0,0	0,0	INA	INA	INA	INA	0,0
NRPE	146,1	8,4	1,8	156,3	0,0	0,0	INA	INA	INA	INA	0,0
NRPM	0,1	0,0	0,0	0,1	0,0	0,0	INA	INA	INA	INA	0,0
TNRPE	146,2	8,4	1,8	156,4	0,0	0,0	INA	INA	INA	INA	0,0
SM	2,9	0,0	0,0	2,9	0,0	0,0	INA	INA	INA	INA	0,0
RSF	0,0	0,0	0,0	0,0	0,0	0,0	INA	INA	INA	INA	0,0
NRSF	0,0	0,0	0,0	0,0	0,0	0,0	INA	INA	INA	INA	0,0
W	0,0	0,0	0,0	0,0	0,0	0,0	INA	INA	INA	INA	0,0

RPEE Renewable primary energy resources used as energy carrier (MJ); RPEM Renewable primary energy resources used as raw materials (MJ); TPE Total use of renewable primary energy resources (MJ); NRPE Non renewable primary energy resources used as energy carrier (MJ); NRPM Non renewable primary energy resources used as materials (MJ); TNRPE Total use of non renewable primary energy resources (MJ); SM Use of secondary materials (kg); RSF Use of renewable secondary fuels (MJ); NRSF Use of non renewable secondary fuels (MJ); W Use of net fresh water (m3);

End of life - Waste and Output flow (INA = Indicator Not Assessed)

Parameter	A1	A2	A3	A1-A3	A4	B1	C1	C2	C3	C1-C3	D
HW	2,4E-03	5,2E-06	9,6E-07	2,4E-03	0,0	0,0	INA	INA	INA	INA	0,0
NHW	3,5	0,4	0,1	4,0	0,0	0,0	INA	INA	INA	INA	0,0
RW	0,0	0,0	0,0	0,0	0,0	0,0	INA	INA	INA	INA	0,0
CR	0,0	0,0	0,0	0,0	0,0	0,0	INA	INA	INA	INA	0,0
MR	1,2E-04	0,0	0,0	1,2E-04	0,0	0,0	INA	INA	INA	INA	0,0
MER	0,0	0,0	0,0	0,0	0,0	0,0	INA	INA	INA	INA	0,0
EEE	0,0	0,0	0,0	0,0	0,0	0,0	INA	INA	INA	INA	0,0
ETE	0,0	0,0	0,0	0,0	0,0	0,0	INA	INA	INA	INA	0,0

HW Hazardous waste disposed (kg); NHW Non hazardous waste disposed (kg); RW Radioactive waste disposed (kg); CR Components for reuse (kg); MR Materials for recycling (kg); MER Materials for energy recovery (kg); EEE Exported electric energy (MJ); ETE Exported thermal energy (MJ);

Specific Norwegian requirements

Electricity

The following data from ecoinvent V3 (june 2012) fro norwegian production mix included import, low voltage is used; Energi / electricity country mix / Low voltage / Market: Electricity, low voltage (NO) market for I Alloc Def, U: Production of transmission lines, in addition to direct emissions and loss in grid are included. Characterisation factors stated in EN

Dangerous Substances

None following substances have been added to the product. Substances on the REACH Candidate list of substances of very high concern (dated 31.03.2015), substances on the norwegian priority list (published 04.12.2014) and substances that lead to the product being classified as hazardous waste. The chemical content of the complies with regulatory levels as given in the Norwegian Product Regulations. REACH = Registration - Evaluation - Authorisation - Chemicals - Restriction

Indoor Environment

Climate Declaration

Not relevant

Bibliography

[1] NS-EN ISO 14025:2006, Environmental labels and declarations-Type III environmental declarations-Principles and procedures.




[2] NS-EN ISO 14044:2006, Environmental management - Life cycle assessment - Requirements and guidelines

[3] EN 15804:2012 + A1:2013 Sustainability of construction works - Environmental product declaration - Core rules for the product category of construction products

[4] Product category rules (PCR) for preparing an environmental product declaration for:
Product Group Seating Solution NPCR 003: 2015; Product Group Plate Furniture NPCR 021: 2012

[5] Raadal, H. L., Modahl, I. S., Lyng, K. A. (2009). Klimaregnskap for avfallshåndtering, Fase I og II. OR 18.09.
ISBN : 978-82-7520-611-2, 82-7520-611-1

[6] Brekke, A., Møller, H., Baxter, J., Askham, C. (2014). Verktøy - miljødeklarasjon for møbel
Dokumentasjon som grunnlag for verifisering, Ostfold Research

	epd-norge.no The Norwegian EPD Foundation	Program Holder and Publisher The Norwegian EPD Foundation Post Box 5250 Majorstuen, 0303 Oslo Norge	Phone: +47 21 00 00 00 email: post@epd-norge.no web: www.epd-norge.no
	HELLAND®	Owner of the Declaration Helland Møbler AS Strandgata 25 6250 Stordal	Phone: +47 70 27 90 00 email: helland@helland.no web: www.helland.no
	Østfoldforskning	Author of the Life Cycle Assessment Østfoldforskning AS Stadion 4 1671 Kråkerøy	Phone: +47 69 35 11 00 email: post@ostfoldforskning.no web: www.ostfoldforskning.no